



# **SUPERCLUB 3 WEEKEND**

**Snetterton**

**17th & 18th July 2004**



**Results Provided by MST Sports Timing Ltd**  
***www.mstworld.com***

# TMS Sports 2000 DURATEC Championship

## QUALIFYING - RACE 1

POS	NO	CL	DRIVER	NAT	CAR	TIME	LAPS	GAP	MPH
1	12	A	Nick JOHNSON		Van Diemen RF02	1:11.301	22		98.55
2	27	A	Harry CHAPMAN		Fox Lola	1:11.398	10	0.097	98.42
3	1	A	Anthony WILDS		Gunn TS7	1:11.877	14	0.576	97.76
4	2	A	Colin RODGERS		Lola T88/90	1:13.109	19	1.808	96.11
5	4	B	Nick BATES		Lola T87/90	1:13.499	16	2.198	95.60
6	34	A	Louis JONES		Royale RP37	1:14.303	14	3.002	94.57
7	88	B	Tim MATTHEWS		Gunn TS6	1:14.793	17	3.492	93.95
8	39	I	Mike TURNER		Lola T88/90	1:15.950	14	4.649	92.52
9	28	I	David FLORY		Lola T598	1:16.023	8	4.722	92.43
10	6	B	Graham ROWAN		Lola T87/90	1:16.614	15	5.313	91.72
11	14	I	Kevin CLIFFORD		Shrike P16	1:18.747	12	7.446	89.23
12	7	I	Mike BOHLING		Shrike P15	1:18.825	11	7.524	89.14
13	3	I	Colin FEYERABEND		Lola T90/90	1:19.009	10	7.708	88.94
14	17	I	Mike JOHNS		Van Dieman RF02	1:19.102	15	7.801	88.83
15	99	I	Martin ELLIS		Royale S2000M	1:19.666	14	8.365	88.20
16	31	I	Neil DUKE		Tiga SC79	1:19.713	14	8.412	88.15
17	82	S	Owen WHITHAM		Lola T-592 S	1:20.999	14	9.698	86.75
18	18	I	Steve MORRIS		Shrike P15	1:21.283	13	9.982	86.45
19	49	I	Gary MARSH		Tiga SC81	1:21.288	14	9.987	86.44
20	25	I	Mark MARSH		Lola T-590	1:21.835	13	10.534	85.87
21	10	I	Tom MILLS		March 81S	1:22.255	4	10.954	85.43
22	45	I	Stratton MACKAY		Royale SM2000	1:23.401	13	12.100	84.25
23	37	I	Anthony BETHWAITE		Robinson R51A	1:23.682	6	12.381	83.97
24	11	I	Paul CROCKER		Shrike P15	1:25.061	13	13.760	82.61
25	66	B	Tim PERRY		Shrike P15	1:25.194	13	13.893	82.48
26	24	A	Ian DOBLE		Carbir	1:25.850	3	14.549	81.85
27	38	S	Lew WRIGHT		Tiga SC79	1:29.271	3	17.970	78.71
28	56	I	Tony MARYON		Lola T492	12:35.019	1	11:23.718	9.30

Car 3 - no side number, Car 14 - Transponder not working

Weather / Track : Bright / Dry

These results are provisional until the conclusion of any judicial and technical matters.

Snetterton

Circuit Length = 1.9520 miles.

Start: 09:03 End: 09:33

Clerk of Course	Timekeeper:
-----------------	-------------

# TMS Sports 2000 DURATEC Championship

## GRID - RACE 1- AMENDED

ROW 15	96	FEYERABEND	29	GIBBINS
ROW 14		1:29.271		12:35.019
	38	WRIGHT	56	MARYON
ROW 13		1:25.194		1:25.850
	66	NORRINGTON	24	DOBLE
ROW 12		1:23.682		1:25.061
	37	BETHWAITE	11	CROCKER
ROW 11		1:22.255		1:23.401
	10	MILLS	45	MACKAY
ROW 10		1:21.288		1:21.835
	49	MARSH	25	MARSH
ROW 9		1:20.999		1:21.283
	82	WHITHAM	18	MORRIS
ROW 8		1:19.666		1:19.713
	99	ELLIS	31	DUKE
ROW 7		1:19.009		1:19.102
	3	FEYERABEND	17	JOHNS
ROW 6		1:18.747		1:18.825
	14	CLIFFORD	7	BOHLING
ROW 5		1:16.023		1:16.614
	28	FLORY	6	ROWAN
ROW 4		1:14.793		1:15.950
	88	MATTHEWS	39	TURNER
ROW 3		1:13.499		1:14.303
	4	BATES	34	JONES
ROW 2		1:11.877		1:13.109
	1	WILDS	2	RODGERS
ROW 1		1:11.301		1:11.398
	12	JOHNSON	27	CHAPMAN

POLE



Weather / Track : Bright / Dry  
 These results are provisional until the conclusion of any judicial and technical matters.

Snetterton  
 Circuit Length = 1.9520 miles.  
 Start: 09:03 End: 09:33

Clerk of Course	Timekeeper:
-----------------	-------------

# TMS Sports 2000 DURATEC Championship

## QUALIFYING LAP ANALYSIS - RACE 1

<b>1</b>	<b>Anthony WILDS</b>	Gunn TS7			
1 -	X:00.000	6 -	1:14.144	11 -	1:12.206
2 -	1:20.425	7 -	1:13.687	12 -	1:11.932
3 -	1:14.509	8 -	1:24.129	13 -	1:12.013
4 -	1:14.927	9 -	<b>1:11.877</b>	14 -	1:15.107
5 -	1:17.565	10 -	X:00.000		
<b>2</b>	<b>Colin RODGERS</b>	Lola T88/90			
1 -	X:00.000	6 -	1:15.482	11 -	1:22.332
2 -	1:17.527	7 -	1:22.004	12 -	1:13.905
3 -	1:14.942	8 -	1:13.340	13 -	1:14.891
4 -	1:14.361	9 -	1:13.354	14 -	1:24.911
5 -	1:15.553	10 -	1:20.041	15 -	<b>1:13.109</b>
<b>3</b>	<b>Colin FEYERABEND</b>	Lola T90/90			
1 -	X:00.000	6 -	1:25.032		
2 -	1:21.626	7 -	1:20.858		
3 -	1:20.298	8 -	1:20.083		
4 -	1:21.406	9 -	1:24.340		
5 -	1:22.978	10 -	<b>1:19.009</b>		
<b>4</b>	<b>Nick BATES</b>	Lola T87/90			
1 -	X:00.000	6 -	1:15.023	11 -	1:17.634
2 -	1:19.994	7 -	1:14.173	12 -	8:24.585
3 -	1:18.552	8 -	1:16.630	13 -	3:17.820
4 -	1:18.434	9 -	1:15.056	14 -	1:14.247
5 -	1:18.403	10 -	1:16.829	15 -	<b>1:13.499</b>
<b>6</b>	<b>Graham ROWAN</b>	Lola T87/90			
1 -	X:00.000	6 -	1:18.087	11 -	1:20.654
2 -	1:25.113	7 -	1:19.987	12 -	1:17.010
3 -	1:20.573	8 -	1:19.706	13 -	1:17.122
4 -	1:18.435	9 -	1:20.602	14 -	1:17.063
5 -	1:18.996	10 -	1:20.306	15 -	<b>1:16.614</b>
<b>7</b>	<b>Mike BOHLING</b>	Shrike P15			
1 -	X:00.000	6 -	1:23.194	11 -	1:19.643
2 -	1:21.434	7 -	1:19.211		
3 -	1:20.540	8 -	<b>1:18.825</b>		
4 -	1:21.071	9 -	1:21.009		
5 -	1:21.695	10 -	1:20.304		
<b>10</b>	<b>Tom MILLS</b>	March 81S			
1 -	X:00.000				
2 -	1:26.863				
3 -	4:11.396				
4 -	<b>1:22.255</b>				

Car 3 - no side number, Car 14 - Transponder not working  
Weather / Track : Bright / Dry

Snetterton  
Circuit Length = 1.9520 miles.  
Start: 09:03 End: 09:33

# TMS Sports 2000 DURATEC Championship

## QUALIFYING LAP ANALYSIS - RACE 1

(contd.)

<b>11</b>	<b>Paul CROCKER</b>	Shrike P15			
1 -	X:00.000	6 -	1:26.094	11 -	<b>1:25.061</b>
2 -	1:34.029	7 -	1:25.635	12 -	1:25.351
3 -	1:36.405	8 -	1:28.948	13 -	1:25.457
4 -	1:30.850	9 -	1:28.361		
5 -	1:29.697	10 -	1:30.496		
<b>12</b>	<b>Nick JOHNSON</b>	Van Diemen RF02			
1 -	X:00.000	6 -	1:13.609	11 -	1:13.392
2 -	1:19.711	7 -	1:12.739	16 -	1:11.982
3 -	1:19.135	8 -	1:15.239	21 -	1:11.457
4 -	1:20.813	9 -	1:12.772	17 -	1:12.358
5 -	1:14.880	10 -	4:01.959	18 -	1:11.513
		15 -	1:14.303	22 -	<b>1:11.301</b>
		20 -	1:11.312		
<b>14</b>	<b>Kevin CLIFFORD</b>	Shrike P16			
1 -	X:00.000	6 -	1:20.837	11 -	4:13.350
2 -	1:22.788	7 -	1:19.346	12 -	1:19.923
3 -	1:21.976	8 -	1:36.828		
4 -	1:19.873	9 -	1:18.792		
5 -	1:24.695	10 -	<b>1:18.747</b>		
<b>17</b>	<b>Mike JOHNS</b>	Van Dieman RF02			
1 -	X:00.000	6 -	1:23.339	11 -	<b>1:19.102</b>
2 -	1:24.099	7 -	1:21.017	12 -	1:19.371
3 -	1:21.592	8 -	1:20.059	13 -	1:23.601
4 -	1:22.439	9 -	1:19.409	14 -	1:19.404
5 -	1:23.572	10 -	1:21.871	15 -	1:19.269
<b>18</b>	<b>Steve MORRIS</b>	Shrike P15			
1 -	X:00.000	6 -	1:26.780	11 -	1:22.137
2 -	1:24.278	7 -	1:25.142	12 -	1:21.885
3 -	1:23.937	8 -	1:24.044	13 -	1:21.506
4 -	1:23.618	9 -	1:23.389		
5 -	1:26.943	10 -	<b>1:21.283</b>		
<b>24</b>	<b>Ian DOBLE</b>	Carbir			
1 -	X:00.000				
2 -	1:28.767				
3 -	<b>1:25.850</b>				
<b>25</b>	<b>Mark MARSH</b>	Lola T-590			
1 -	X:00.000	6 -	1:24.720	11 -	1:24.438
2 -	1:35.077	7 -	1:25.013	12 -	1:24.756
3 -	1:30.664	8 -	1:25.689	13 -	1:46.465
4 -	1:31.831	9 -	1:25.293		
5 -	1:25.506	10 -	<b>1:21.835</b>		

Car 3 - no side number, Car 14 - Transponder not working  
Weather / Track : Bright / Dry

Snetterton  
Circuit Length = 1.9520 miles.  
Start: 09:03 End: 09:33

# TMS Sports 2000 DURATEC Championship QUALIFYING LAP ANALYSIS - RACE 1

(contd.)

<b>27</b>	<b>Harry CHAPMAN</b>	Fox Lola
1 - X:00.000	6 - 1:13.176	
2 - 1:16.676	7 - 1:14.751	
3 - 1:13.781	8 - 1:12.293	
4 - 1:12.494	9 - 1:32.225	
5 - <b>1:11.398</b>	10 - 1:20.943	
<b>28</b>	<b>David FLORY</b>	Lola T598
1 - X:00.000	6 - 1:17.231	
2 - 1:21.903	7 - 1:18.316	
3 - 1:18.400	8 - <b>1:16.023</b>	
4 - 1:16.895		
5 - 1:16.705		
<b>31</b>	<b>Neil DUKE</b>	Tiga SC79
1 - X:00.000	6 - 1:24.064	11 - 1:27.295
2 - 1:23.854	7 - 1:28.396	12 - <b>1:19.713</b>
3 - 1:22.998	8 - 1:23.555	13 - 1:24.867
4 - 1:30.591	9 - 1:20.810	14 - 1:20.070
5 - 1:22.853	10 - 1:22.851	
<b>34</b>	<b>Louis JONES</b>	Royale RP37
1 - X:00.000	6 - 1:16.645	11 - 1:15.312
2 - 1:21.496	7 - 1:14.906	12 - 1:15.113
3 - 1:18.984	8 - 1:14.827	13 - 1:15.125
4 - 1:18.192	9 - 1:15.138	14 - 1:15.486
5 - X:00.000	10 - <b>1:14.303</b>	
<b>37</b>	<b>Anthony BETHWAITE</b>	Robinson R51A
1 - X:00.000	6 - <b>1:23.682</b>	
2 - 1:39.109		
3 - 1:27.018		
4 - 1:25.080		
5 - 1:23.777		
<b>38</b>	<b>Lew WRIGHT</b>	Tiga SC79
1 - X:00.000		
2 - 1:31.401		
3 - <b>1:29.271</b>		
<b>39</b>	<b>Mike TURNER</b>	Lola T88/90
1 - X:00.000	6 - 1:22.784	11 - 1:16.175
2 - 1:22.701	7 - 1:17.521	12 - <b>1:15.950</b>
3 - 1:20.402	8 - 1:18.588	13 - 1:30.284
4 - 1:20.998	9 - 1:16.615	14 - 1:16.489
5 - 1:18.964	10 - 1:16.374	

Car 3 - no side number, Car 14 - Transponder not working  
Weather / Track : Bright / Dry

Snetterton  
Circuit Length = 1.9520 miles.  
Start: 09:03 End: 09:33

# TMS Sports 2000 DURATEC Championship

## QUALIFYING LAP ANALYSIS - RACE 1

(contd.)

<b>45</b>	<b>Stratton MACKAY</b>	Royale SM2000	
1 - X:00.000	6 - 1:28.738	11 - 1:26.586	
2 - 1:38.115	7 - 1:26.932	12 - 1:23.649	
3 - 1:32.843	8 - 1:28.241	13 - <b>1:23.401</b>	
4 - 1:33.347	9 - 1:25.799		
5 - 1:32.292	10 - 1:25.429		
<b>49</b>	<b>Gary MARSH</b>	Tiga SC81	
1 - X:00.000	6 - 1:24.995	11 - 1:23.188	
2 - 1:33.947	7 - 1:23.888	12 - 1:22.716	
3 - 1:29.904	8 - 1:25.891	13 - <b>1:21.288</b>	
4 - 1:30.076	9 - 1:24.659	14 - 1:21.979	
5 - 1:26.394	10 - 1:22.420		
<b>56</b>	<b>Tony MARYON</b>	Lola T492	
1 - <b>X:00.000</b>			
<b>66</b>	<b>Tim PERRY</b>	Shrike P15	
1 - X:00.000	6 - 1:31.720	11 - 1:26.541	
2 - 1:35.027	7 - 1:28.670	12 - <b>1:25.194</b>	
3 - 1:30.774	8 - 1:28.880	13 - 1:25.451	
4 - 1:28.782	9 - 1:26.659		
5 - 1:34.559	10 - 1:27.481		
<b>82</b>	<b>Owen WHITHAM</b>	Lola T-592 S	
1 - X:00.000	6 - 1:23.865	11 - 1:24.690	
2 - 1:28.790	7 - 1:26.449	12 - <b>1:20.999</b>	
3 - 1:24.013	8 - 1:23.544	13 - 1:22.210	
4 - 1:27.483	9 - 1:23.016	14 - 1:28.389	
5 - 1:29.471	10 - 1:22.588		
<b>88</b>	<b>Tim MATTHEWS</b>	Gunn TS6	
1 - X:00.000	6 - 1:16.356	11 - 1:19.863	16 - <b>1:14.793</b>
2 - 1:32.965	7 - 1:16.929	12 - 1:15.236	17 - 1:16.217
3 - 1:31.127	8 - 1:16.141	13 - 1:15.379	
4 - 1:17.474	9 - 7:26.799	14 - 1:15.822	
5 - 1:18.290	10 - 1:17.034	15 - 1:15.155	
<b>99</b>	<b>Martin ELLIS</b>	Royale S2000M	
1 - X:00.000	6 - 1:24.214	11 - 1:20.365	
2 - 1:22.602	7 - 1:21.620	12 - 1:20.386	
3 - 1:21.935	8 - 1:19.895	13 - 1:19.862	
4 - 1:23.908	9 - 1:22.232	14 - <b>1:19.666</b>	
5 - 1:22.693	10 - 1:19.940		

Car 3 - no side number, Car 14 - Transponder not working  
Weather / Track : Bright / Dry

Snetterton  
Circuit Length = 1.9520 miles.  
Start: 09:03 End: 09:33

# Matador Tyres Radical BiDuro Championship

## QUALIFYING - RACE 2

POS	NO	CL	DRIVER	NAT	CAR	TIME	LAPS	GAP	MPH
1	96	SR	Alexander MORTIMER		Radical SR4 Clubsport	1:11.270	10		98.60
2	55	SR	Mick HYDE		Radical SR4 Clubsport	1:11.534	11	0.264	98.23
3	90	SR	Jeremy FERGUSON		Radical SR4 Clubsport	1:11.704	11	0.434	98.00
4	2	C	Jonathan COOK		Radical Clubsport	1:11.845	8	0.575	97.81
5	99	SR	David OLDROYD		Radical SR4 Clubsport	1:11.957	7	0.687	97.65
6	51	SR	Henry MORGAN		Radical SR4 Clubsport	1:12.089	10	0.819	97.48
7	17	C	Tim GREAVES		Radical Clubsport	1:12.177	11	0.907	97.36
8	7	C	Adrian MARDLIN		Radical Clubsport	1:12.334	10	1.064	97.14
9	89	SR	Chris STONEY		Radical SR4 Clubsport	1:12.612	10	1.342	96.77
10	21	C	Phil WAITE		Radical Clubsport	1:12.692	11	1.422	96.67
11	35	C	Phillip GIBB		Radical Clubsport	1:12.996	10	1.726	96.26
12	12	C	Tim JONES		Radical Clubsport	1:13.144	12	1.874	96.07
13	67	SR	Phillip ABBOTT		Radical SR4 Clubsport	1:13.159	11	1.889	96.05
14	3	SR	Tony FREEMAN		Radical SR4 Clubsport	1:13.641	10	2.371	95.42
15	8	C	Mark SUTTERBY		Radical Clubsport	1:13.675	10	2.405	95.38
16	77	SR	James SAGGERS		Radical SR4 Clubsport	1:13.755	10	2.485	95.27
17	22	C	Jim GREENFIELD		Radical Clubsport	1:15.310	9	4.040	93.31
18	20	C	Glenn STOKES		Radical Clubsport	1:15.960	9	4.690	92.51
19	14	C	Roger BROMILEY		Radical Clubsport	1:20.257	11	8.987	87.55

Weather / Track : Cloudy / Dry


These results are provisional until the conclusion of any judicial and technical matters.

Snetterton  
Circuit Length = 1.9520 miles.  
Start: 09:51 End: 10:06

Clerk of Course	Timekeeper:
-----------------	-------------

# Matador Tyres Radical BiDuro Championship

## GRID - RACE 2

ROW 10	1:20.257 14 BROMILEY	
ROW 9	1:15.310 22 GREENFIELD	1:15.960 20 STOKES
ROW 8	1:13.675 8 SUTTERBY	1:13.755 77 SAGGERS
ROW 7	1:13.159 67 ABBOTT	1:13.641 3 FREEMAN
ROW 6	1:12.996 35 GIBB	1:13.144 12 JONES
ROW 5	1:12.612 89 STONEY	1:12.692 21 WAITE
ROW 4	1:12.177 17 GREAVES	1:12.334 7 MARDLIN
ROW 3	1:11.957 99 OLDROYD	1:12.089 51 MORGAN
ROW 2	1:11.704 90 FERGUSON	1:11.845 2 COOK
ROW 1	1:11.270 96 MORTIMER	1:11.534 55 HYDE
<b>POLE</b>		
		

Weather / Track : Cloudy / Dry

These results are provisional until the conclusion of any judicial and technical matters.

Snetterton

Circuit Length = 1.9520 miles.

Start: 09:51 End: 10:06

Clerk of Course

Timekeeper:

## Matador Tyres Radical BiDuro Championship

### QUALIFYING LAP ANALYSIS - RACE 2

<b>2</b>	<b>Jonathan COOK</b>	Radical Clubsport
1 - X:00.000	6 - 1:12.637	
2 - 1:16.454	7 - <b>1:11.845</b>	
3 - 1:14.022	8 - 4:12.669	
4 - 1:13.235		
5 - 1:14.011		
<b>3</b>	<b>Tony FREEMAN</b>	Radical SR4 Clubsport
1 - X:00.000	6 - 1:13.864	
2 - 1:18.097	7 - 3:36.799	
3 - 1:13.939	8 - 1:15.332	
4 - <b>1:13.641</b>	9 - 1:13.839	
5 - 1:13.943	10 - 1:15.018	
<b>7</b>	<b>Adrian MARDLIN</b>	Radical Clubsport
1 - X:00.000	6 - 3:42.890	
2 - 1:16.662	7 - 1:13.546	
3 - 1:13.939	8 - 1:12.907	
4 - 1:13.171	9 - <b>1:12.334</b>	
5 - 1:12.713	10 - 1:16.917	
<b>8</b>	<b>Mark SUTTERBY</b>	Radical Clubsport
1 - X:00.000	6 - 1:14.697	
2 - 1:23.528	7 - 1:14.638	
3 - 1:14.729	8 - <b>1:13.675</b>	
4 - 1:13.950	9 - 1:16.725	
5 - 3:45.259	10 - 1:14.489	
<b>12</b>	<b>Tim JONES</b>	Radical Clubsport
1 - X:00.000	6 - 1:13.837	11 - 1:13.460
2 - 1:16.343	7 - 1:13.280	12 - <b>1:13.144</b>
3 - 1:14.372	8 - 1:13.292	
4 - 1:13.733	9 - 1:22.075	
5 - 1:13.940	10 - 1:13.743	
<b>14</b>	<b>Roger BROMILEY</b>	Radical Clubsport
1 - X:00.000	6 - 1:23.710	11 - 1:24.797
2 - 1:29.889	7 - <b>1:20.257</b>	
3 - 1:26.226	8 - 1:21.480	
4 - 1:25.383	9 - 1:31.483	
5 - 1:23.741	10 - 1:20.924	
<b>17</b>	<b>Tim GREAVES</b>	Radical Clubsport
1 - X:00.000	6 - 3:29.008	11 - 1:21.485
2 - 1:15.751	7 - 1:12.858	
3 - 1:13.580	8 - <b>1:12.177</b>	
4 - 1:14.729	9 - 1:12.356	
5 - 1:20.290	10 - 1:14.439	

# Matador Tyres Radical BiDuro Championship

## QUALIFYING LAP ANALYSIS - RACE 2

(contd.)

<b>20</b>	<b>Glenn STOKES</b>	Radical Clubsport
1 - X:00.000	6 - 1:16.170	
2 - 1:19.475	7 - 1:16.069	
3 - 1:19.002	8 - <b>1:15.960</b>	
4 - 1:17.034	9 - 1:17.961	
5 - 1:16.955		
<b>21</b>	<b>Phil WAITE</b>	Radical Clubsport
1 - X:00.000	6 - 1:13.109	11 - 1:18.949
2 - 1:15.484	7 - 1:13.823	
3 - 1:13.258	8 - 1:13.406	
4 - 1:13.867	9 - 1:14.007	
5 - 3:18.538	10 - <b>1:12.692</b>	
<b>22</b>	<b>Jim GREENFIELD</b>	Radical Clubsport
1 - X:00.000	6 - 1:15.772	
2 - 1:16.813	7 - 1:17.327	
3 - 1:17.085	8 - 1:17.772	
4 - 1:16.447	9 - 1:18.464	
5 - <b>1:15.310</b>		
<b>35</b>	<b>Phillip GIBB</b>	Radical Clubsport
1 - X:00.000	6 - 1:14.217	
2 - 1:16.368	7 - 1:14.382	
3 - 1:15.475	8 - 1:13.206	
4 - 1:14.526	9 - 4:05.045	
5 - 1:13.817	10 - <b>1:12.996</b>	
<b>51</b>	<b>Henry MORGAN</b>	Radical SR4 Clubsport
1 - X:00.000	6 - 1:12.701	
2 - 1:15.636	7 - 1:12.950	
3 - 1:19.396	8 - 1:12.552	
4 - 1:13.067	9 - <b>1:12.089</b>	
5 - 3:17.680	10 - 1:24.059	
<b>55</b>	<b>Mick HYDE</b>	Radical SR4 Clubsport
1 - X:00.000	6 - 1:12.151	11 - 1:12.467
2 - 1:14.810	7 - 1:11.866	
3 - 1:13.214	8 - <b>1:11.534</b>	
4 - 1:12.659	9 - 3:27.790	
5 - 1:13.029	10 - 1:11.655	
<b>67</b>	<b>Phillip ABBOTT</b>	Radical SR4 Clubsport
1 - X:00.000	6 - <b>1:13.159</b>	11 - 1:13.357
2 - 1:15.716	7 - 1:13.241	
3 - 1:15.544	8 - 3:14.992	
4 - 1:13.609	9 - 1:16.931	
5 - 1:14.042	10 - 1:13.433	

# Matador Tyres Radical BiDuro Championship

## QUALIFYING LAP ANALYSIS - RACE 2

(contd.)

<b>77</b>	<b>James SAGGERS</b>	Radical SR4 Clubsport
1 - X:00.000	6 - 1:14.510	
2 - 1:16.103	7 - 1:14.397	
3 - 1:15.172	8 - 3:45.542	
4 - 1:15.611	9 - 1:19.933	
5 - 1:16.036	10 - <b>1:13.755</b>	
<b>89</b>	<b>Chris STONEY</b>	Radical SR4 Clubsport
1 - X:00.000	6 - 1:13.116	
2 - 1:24.989	7 - 1:13.517	
3 - 1:14.512	8 - <b>1:12.612</b>	
4 - 1:14.428	9 - 1:12.811	
5 - 3:44.638	10 - 1:13.532	
<b>90</b>	<b>Jeremy FERGUSON</b>	Radical SR4 Clubsport
1 - X:00.000	6 - 1:12.002	11 - 1:11.965
2 - 1:13.820	7 - 3:30.542	
3 - 1:13.615	8 - 1:11.867	
4 - 1:12.389	9 - <b>1:11.704</b>	
5 - 1:13.155	10 - 1:12.795	
<b>96</b>	<b>Alexander MORTIMER</b>	Radical SR4 Clubsport
1 - X:00.000	6 - 3:29.418	
2 - 1:14.045	7 - 1:11.338	
3 - 1:12.591	8 - 1:11.300	
4 - 1:11.938	9 - 1:18.680	
5 - 1:12.102	10 - <b>1:11.270</b>	
<b>99</b>	<b>David OLDROYD</b>	Radical SR4 Clubsport
1 - X:00.000	6 - 3:20.740	
2 - 1:14.504	7 - <b>1:11.957</b>	
3 - 1:13.770		
4 - 1:13.540		
5 - 1:12.562		

# ARP Formula 3 Championship

## QUALIFYING - RACE 3

POS	NO	CL	DRIVER	NAT	CAR	TIME	LAPS	GAP	MPH
1	1	A	Richard MARSH		Dallara F398	1:07.221	14		104.53
2	4	A	Keith BALDWIN		Dallara F300	1:07.439	19	0.218	104.20
3	6	A	Janine PAYNE		Dallara F300	1:08.332	19	1.111	102.83
4	7	A	Jon GRAY		Dallara F399	1:08.349	19	1.128	102.81
5	17	A	James WINSLOW		Dallara F396	1:08.556	15	1.335	102.50
6	11	A	Shane KELLY		Dallara F397	1:08.996	14	1.775	101.84
7	12	A	Stuart WILTSHIRE		Dallara F301	1:09.343	15	2.122	101.34
8	31	B	Daron BLAND		Reynard 903	1:09.543	19	2.322	101.04
9	36	B	Oliver ALLAN		Reynard 913	1:10.831	20	3.610	99.21
10	43	B	Nicholas ROBINSON		Dallara F392	1:11.499	15	4.278	98.28
11	38	B	Peter KALPAKIOTIS		Dallara 391	1:15.908	15	8.687	92.57

**Cars 36 & 43 Transponders not working - fix or you will NOT be timed in the Race**  
**Weather / Track : Bright / Dry**  
**These results are provisional until the conclusion of any judicial and technical matters.**

Snetterton  
 Circuit Length = 1.9520 miles.  
 Start: 10:16 End: 10:41


Clerk of Course	Timekeeper:
-----------------	-------------

# ARP Formula 3 Championship

## GRID - RACE 3

ROW 6	1:15.908 38 KALPAKIOTIS	
ROW 5	1:10.831 36 ALLAN	1:11.499 43 ROBINSON
ROW 4	1:09.343 12 WILTSHIRE	1:09.543 31 BLAND
ROW 3	1:08.556 17 WINSLOW	1:08.996 11 KELLY
ROW 2	1:08.332 6 PAYNE	1:08.349 7 GRAY
ROW 1	1:07.221 1 MARSH	1:07.439 4 BALDWIN

**POLE**



**Cars 36 & 43 Transponders not working - fix or you will NOT be timed in the Race**  
**Weather / Track : Bright / Dry**  
**These results are provisional until the conclusion of any judicial and technical matters.**

Snetterton  
 Circuit Length = 1.9520 miles.  
 Start: 10:16 End: 10:41

Clerk of Course		Timekeeper:
-----------------	--	-------------

# ARP Formula 3 Championship

## QUALIFYING LAP ANALYSIS - RACE 3

<b>1</b>	<b>Richard MARSH</b>	Dallara F398			
1 -	7:28.966	6 -	1:14.319	11 -	<b>1:07.221</b>
2 -	1:10.492	7 -	1:07.489	12 -	1:20.490
3 -	1:08.924	8 -	X:00.000	13 -	1:20.827
4 -	1:07.605	9 -	1:07.779	14 -	1:11.018
5 -	1:07.380	10 -	1:08.231		
<b>4</b>	<b>Keith BALDWIN</b>	Dallara F300			
1 -	7:43.564	6 -	1:07.804	11 -	1:09.064
2 -	1:13.478	7 -	1:08.258	12 -	1:08.100
3 -	1:08.906	8 -	1:10.054	13 -	4:16.250
4 -	1:09.492	9 -	1:07.705	14 -	1:07.799
5 -	1:07.878	10 -	1:07.984	15 -	<b>1:07.439</b>
<b>6</b>	<b>Janine PAYNE</b>	Dallara F300			
1 -	7:31.944	6 -	1:09.137	11 -	1:09.285
2 -	1:11.360	7 -	1:08.356	12 -	1:08.520
3 -	1:09.538	8 -	1:09.368	13 -	1:09.165
4 -	1:08.390	9 -	1:08.593	14 -	1:08.729
5 -	1:08.398	10 -	4:29.839	15 -	1:08.626
<b>7</b>	<b>Jon GRAY</b>	Dallara F399			
1 -	7:58.469	6 -	1:09.382	11 -	1:09.137
2 -	1:14.843	7 -	1:08.917	12 -	1:09.517
3 -	1:11.292	8 -	1:08.795	13 -	1:09.670
4 -	1:09.873	9 -	4:13.300	14 -	1:09.341
5 -	1:09.223	10 -	1:09.518	15 -	1:09.238
<b>11</b>	<b>Shane KELLY</b>	Dallara F397			
1 -	7:38.905	6 -	7:24.499	11 -	1:09.163
2 -	1:13.999	7 -	1:10.924	12 -	1:09.405
3 -	1:11.474	8 -	1:09.247	13 -	1:11.739
4 -	1:11.567	9 -	1:09.731	14 -	3:40.321
5 -	1:09.803	10 -	<b>1:08.996</b>		
<b>12</b>	<b>Stuart WILTSHIRE</b>	Dallara F301			
1 -	X:00.000	6 -	1:11.173	11 -	1:11.421
2 -	1:14.825	7 -	1:10.320	12 -	1:09.888
3 -	1:12.144	8 -	1:11.747	13 -	1:09.660
4 -	1:11.878	9 -	1:10.022	14 -	<b>1:09.343</b>
5 -	1:11.110	10 -	5:18.305	15 -	1:09.605
<b>17</b>	<b>James WINSLOW</b>	Dallara F396			
1 -	7:46.186	6 -	4:48.457	11 -	1:09.447
2 -	1:11.873	7 -	1:16.004	12 -	5:35.829
3 -	1:09.407	8 -	1:09.065	13 -	1:08.739
4 -	1:09.516	9 -	1:08.601	14 -	1:08.804
5 -	1:09.021	10 -	1:08.722	15 -	<b>1:08.556</b>

Cars 36 & 43 Transponders not working - fix or you will NOT be timed in the Race  
Weather / Track : Bright / Dry

Snetterton  
Circuit Length = 1.9520 miles.  
Start: 10:16 End: 10:41

# ARP Formula 3 Championship

## QUALIFYING LAP ANALYSIS - RACE 3

(contd.)

<b>31</b>	<b>Daron BLAND</b>	Reynard 903					
1 -	7:36.746	6 -	1:10.313	11 -	1:14.079	16 -	1:10.793
2 -	1:12.832	7 -	1:09.714	12 -	1:10.592	17 -	1:12.924
3 -	1:10.755	8 -	1:10.415	13 -	<b>1:09.543</b>	18 -	1:10.023
4 -	1:18.566	9 -	1:11.642	14 -	3:41.766	19 -	1:10.054
5 -	1:11.470	10 -	1:09.732	15 -	1:10.807		
<b>36</b>	<b>Oliver ALLAN</b>	Reynard 913					
1 -	7:59.412	6 -	1:14.246	11 -	1:13.326	16 -	1:11.411
2 -	1:18.213	7 -	1:14.577	12 -	1:12.532	17 -	1:11.529
3 -	1:18.462	8 -	1:13.279	13 -	1:12.481	18 -	1:11.241
4 -	1:16.545	9 -	1:13.318	14 -	1:12.318	19 -	1:10.951
5 -	1:15.966	10 -	1:14.001	15 -	1:11.745	20 -	<b>1:10.831</b>
<b>38</b>	<b>Peter KALPAKIOTIS</b>	Dallara 391					
1 -	X:00.000	6 -	1:19.073	11 -	1:15.959		
2 -	1:20.460	7 -	1:18.340	12 -	1:18.163		
3 -	1:19.337	8 -	1:17.187	13 -	1:16.511		
4 -	1:17.407	9 -	4:25.256	14 -	<b>1:15.908</b>		
5 -	1:16.543	10 -	1:16.574	15 -	1:17.127		
<b>43</b>	<b>Nicholas ROBINSON</b>	Dallara F392					
1 -	8:06.418	6 -	8:09.832	11 -	1:11.502		
2 -	1:15.115	7 -	1:15.426	12 -	<b>1:11.499</b>		
3 -	1:14.702	8 -	1:12.748	13 -	1:13.934		
4 -	1:13.491	9 -	1:11.931	14 -	1:11.575		
5 -	1:11.699	10 -	1:12.103	15 -	1:11.608		

Cars 36 & 43 Transponders not working - fix or you will NOT be timed in the Race  
Weather / Track : Bright / Dry

# Dunlop Radical Enduro Championship

## QUALIFYING - RACE 4

POS	NO	CL	DRIVER	NAT	CAR	TIME	LAPS	GAP	MPH
1	68	SR	QUAIFE/MOSELEY		Radical SR3	1:07.896	16		103.49
2	90	SR	REDWOOD/ABBOTT		Radical SR3	1:08.317	16	0.421	102.86
3	66	SR	Andy DEMETRIOU		Radical SR3	1:08.665	15	0.769	102.34
4	51	SR	MOULTON/STILP		Radical SR3	1:08.667	18	0.771	102.33
5	97	SR	Paul WARREN		Radical SR3	1:09.131	22	1.235	101.65
6	59	SR	Paul THOMAS		Radical SR3	1:09.287	17	1.391	101.42
7	96	SR	Mike DUDFIELD		Radical SR3	1:09.558	17	1.662	101.02
8	11	P	DOVE/PADMORE		Radical Prosport	1:09.614	20	1.718	100.94
9	20	P	ASPINALL/KAISER		Radical Prosport	1:09.869	9	1.973	100.57
10	50	P	WILLIAMS/PLUCK		Radical Prosport	1:09.997	21	2.101	100.39
11	34	P	MOORE/MOULTON		Radical Prosport	1:10.359	22	2.463	99.87
12	12	P	GREEN/SUTHERLAND		Radical Prosport	1:10.699	16	2.803	99.39
13	7	SR	Brendan DESCHAMPS		Radical SR3	1:10.854	17	2.958	99.17
14	39	P	Mark SUTTERBY		Radical Prosport	1:11.721	16	3.825	97.98
15	22	P	POPPLEWELL/FOSTER		Radical Prosport	1:12.261	22	4.365	97.24
16	77	SR	STANLEY/REED		Radical SR3	1:13.544	15	5.648	95.55
17	88	SR	BAXTER/MAXTED-PAGE		Radical SR3	1:16.518	23	8.622	91.83

**Car 34 - Transponder not working - Fix or you will NOT be timed in the Race**

**Weather / Track : Bright / Dry**

**These results are provisional until the conclusion of any judicial and technical matters.**

Snetterton

Circuit Length = 1.9520 miles.

Start: 10:45 End: 11:15

Clerk of Course	Timekeeper:
-----------------	-------------

# Dunlop Radical Enduro Championship

## GRID - RACE 4

ROW 9	1:16.518 <b>88</b> BAXTER/MAXTED-PAGE	
ROW 8	1:12.261 <b>22</b> POPPLEWELL/FOSTER	1:13.544 <b>77</b> STANLEY/REED
ROW 7	1:10.854 <b>7</b> DESCHAMPS	1:11.721 <b>39</b> SUTTERBY
ROW 6	1:10.359 <b>34</b> MOORE/MOULTON	1:10.699 <b>12</b> GREEN/SUTHERLAND
ROW 5	1:09.869 <b>20</b> ASPINALL/KAISER	1:09.997 <b>50</b> WILLIAMS/PLUCK
ROW 4	1:09.558 <b>96</b> DUDFIELD	1:09.614 <b>11</b> DOVE/PADMORE
ROW 3	1:09.131 <b>97</b> WARREN	1:09.287 <b>59</b> THOMAS
ROW 2	1:08.665 <b>66</b> DEMETRIOU	1:08.667 <b>51</b> MOULTON/STILP
ROW 1	1:07.896 <b>68</b> QUAIFE/MOSELEY	1:08.317 <b>90</b> REDWOOD/ABBOTT
	<b>POLE</b>	

**Car 34 - Transponder not working - Fix or you will NOT be timed in the Race**

**Weather / Track : Bright / Dry**

**These results are provisional until the conclusion of any judicial and technical matters.**

Snetterton

Circuit Length = 1.9520 miles.

Start: 10:45 End: 11:15

Clerk of Course		Timekeeper:
-----------------	--	-------------

# Dunlop Radical Enduro Championship

## QUALIFYING LAP ANALYSIS - RACE 4

<b>7</b>	<b>Brendan DESCHAMPS</b>	Radical SR3							
1 -	2:48.540	6 -	<b>1:10.854</b>	11 -	5:36.493	16 -	1:14.678		
2 -	1:16.192	7 -	1:11.186	12 -	1:13.986	17 -	1:12.934		
3 -	1:13.366	8 -	1:11.151	13 -	1:11.949				
4 -	3:33.263	9 -	1:11.241	14 -	1:12.749				
5 -	1:11.625	10 -	1:10.955	15 -	4:10.385				
<b>11</b>	<b>DOVE/PADMORE</b>	Radical Prosport							
1 -	3:00.669	6 -	1:10.355	11 -	3:28.505	16 -	1:11.180		
2 -	1:11.922	7 -	1:10.218	12 -	1:11.055	17 -	1:09.660		
3 -	1:11.471	8 -	1:10.197	13 -	1:10.280	18 -	4:19.294		
4 -	1:11.843	9 -	1:17.340	14 -	1:09.957	19 -	<b>1:09.614</b>		
5 -	1:11.117	10 -	1:10.001	15 -	1:10.433	20 -	1:09.823		
<b>12</b>	<b>GREEN/SUTHERLAND</b>	Radical Prosport							
1 -	2:41.980	6 -	1:11.059	11 -	1:10.724	16 -	1:12.850		
2 -	1:13.334	7 -	3:23.869	12 -	4:00.723				
3 -	1:12.215	8 -	1:11.148	13 -	1:16.951				
4 -	1:11.241	9 -	1:10.894	14 -	1:14.926				
5 -	1:11.342	10 -	<b>1:10.699</b>	15 -	1:13.405				
<b>20</b>	<b>ASPINALL/KAISER</b>	Radical Prosport							
1 -	X:00.000	6 -	1:10.437						
2 -	1:23.311	7 -	1:11.093						
3 -	1:25.488	8 -	<b>1:09.869</b>						
4 -	8:58.298	9 -	3:19.607						
5 -	1:14.232								
<b>22</b>	<b>POPPLEWELL/FOSTER</b>	Radical Prosport							
1 -	2:49.460	6 -	1:17.051	11 -	1:15.272	16 -	1:14.990	21 -	<b>1:12.261</b>
2 -	1:19.431	7 -	1:15.716	12 -	1:15.295	17 -	1:14.874	22 -	1:13.730
3 -	1:13.404	8 -	1:16.767	13 -	1:16.149	18 -	1:14.159		
4 -	1:13.480	9 -	1:14.472	14 -	1:14.956	19 -	1:14.639		
5 -	4:05.124	10 -	1:14.247	15 -	1:15.313	20 -	1:12.522		
<b>34</b>	<b>MOORE/MOULTON</b>	Radical Prosport							
1 -	3:07.992	6 -	<b>1:10.359</b>	11 -	4:07.860	16 -	1:12.008	21 -	1:11.163
2 -	1:29.449	7 -	1:13.474	12 -	1:13.747	17 -	1:12.192	22 -	1:10.435
3 -	1:13.133	8 -	1:10.819	13 -	1:14.392	18 -	1:13.076		
4 -	1:11.339	9 -	1:10.434	14 -	1:13.067	19 -	1:10.950		
5 -	1:10.458	10 -	1:10.770	15 -	1:11.918	20 -	1:12.221		
<b>39</b>	<b>Mark SUTTERBY</b>	Radical Prosport							
1 -	3:06.287	6 -	<b>1:11.721</b>	11 -	1:13.302	16 -	3:51.816		
2 -	1:17.266	7 -	4:12.531	12 -	4:04.929				
3 -	1:14.543	8 -	1:14.326	13 -	1:12.379				
4 -	1:12.301	9 -	1:12.172	14 -	1:12.321				
5 -	1:12.392	10 -	1:12.512	15 -	1:11.850				

Car 34 - Transponder not working - Fix or you will NOT be timed in the Race  
Weather / Track : Bright / Dry

Snetterton  
Circuit Length = 1.9520 miles.  
Start: 10:45 End: 11:15

# Dunlop Radical Enduro Championship

## QUALIFYING LAP ANALYSIS - RACE 4

(contd.)

<b>50</b>	<b>WILLIAMS/PLUCK</b>	Radical Prosport							
1 -	2:41.073	6 -	3:15.523	11 -	4:05.512	16 -	1:11.959	21 -	1:16.970
2 -	1:13.978	7 -	1:17.443	12 -	1:13.573	17 -	1:11.118		
3 -	1:14.270	8 -	1:10.613	13 -	1:12.902	18 -	1:10.629		
4 -	1:11.217	9 -	1:10.896	14 -	1:15.070	19 -	1:10.621		
5 -	1:10.423	10 -	<b>1:09.997</b>	15 -	1:22.195	20 -	1:10.741		
<b>51</b>	<b>MOULTON/STILP</b>	Radical SR3							
1 -	2:28.233	6 -	1:13.472	11 -	4:51.285	16 -	1:12.947		
2 -	1:10.414	7 -	1:08.972	12 -	1:10.405	17 -	1:09.282		
3 -	1:10.469	8 -	1:10.287	13 -	1:10.505	18 -	1:14.380		
4 -	1:09.444	9 -	1:08.822	14 -	1:10.004				
5 -	1:09.648	10 -	<b>1:08.667</b>	15 -	1:09.947				
<b>59</b>	<b>Paul THOMAS</b>	Radical SR3							
1 -	2:40.483	6 -	5:36.149	11 -	1:14.139	16 -	1:10.124		
2 -	1:12.490	7 -	1:19.360	12 -	1:10.432	17 -	1:10.236		
3 -	1:10.416	8 -	1:11.512	13 -	1:12.475				
4 -	1:09.514	9 -	1:09.735	14 -	1:09.372				
5 -	<b>1:09.287</b>	10 -	5:28.034	15 -	1:09.359				
<b>66</b>	<b>Andy DEMETRIOU</b>	Radical SR3							
1 -	2:32.070	6 -	1:09.610	11 -	<b>1:08.665</b>				
2 -	1:10.397	7 -	1:09.395	12 -	7:00.075				
3 -	1:09.840	8 -	1:09.135	13 -	1:09.823				
4 -	1:10.225	9 -	1:09.102	14 -	1:09.336				
5 -	3:30.886	10 -	1:08.867	15 -	1:10.556				
<b>68</b>	<b>QUAIFE/MOSELEY</b>	Radical SR3							
1 -	2:35.804	6 -	1:12.854	11 -	1:11.462	16 -	6:22.784		
2 -	1:09.667	7 -	<b>1:07.896</b>	12 -	1:11.528				
3 -	1:08.699	8 -	4:21.883	13 -	1:12.485				
4 -	3:44.239	9 -	1:13.596	14 -	1:11.942				
5 -	1:08.998	10 -	1:13.339	15 -	1:10.703				
<b>77</b>	<b>STANLEY/REED</b>	Radical SR3							
1 -	3:01.916	6 -	<b>1:13.544</b>	11 -	1:15.402				
2 -	1:19.575	7 -	4:37.920	12 -	1:14.748				
3 -	1:17.283	8 -	1:14.370	13 -	1:14.400				
4 -	1:14.361	9 -	1:14.110	14 -	1:15.973				
5 -	1:13.931	10 -	1:16.133	15 -	3:27.296				
<b>88</b>	<b>BAXTER/MAXTED-PAGE</b>	Radical SR3							
1 -	3:03.513	6 -	1:20.015	11 -	1:17.865	16 -	1:17.442	21 -	1:19.470
2 -	1:22.364	7 -	1:18.337	12 -	1:20.510	17 -	<b>1:16.518</b>	22 -	1:18.054
3 -	1:19.195	8 -	1:17.498	13 -	1:17.420	18 -	1:17.147	23 -	1:17.229
4 -	1:18.851	9 -	1:16.938	14 -	1:16.864	19 -	1:20.941		
5 -	1:19.382	10 -	1:17.418	15 -	1:18.014	20 -	1:17.618		

Car 34 - Transponder not working - Fix or you will NOT be timed in the Race  
Weather / Track : Bright / Dry

Snetterton  
Circuit Length = 1.9520 miles.  
Start: 10:45 End: 11:15

# Dunlop Radical Enduro Championship

## QUALIFYING LAP ANALYSIS - RACE 4

(contd.)

<b>90</b>	<b>REDWOOD/ABBOTT</b>	Radical SR3			
1 - 2:38.322	6 - <b>1:08.317</b>	11 - 1:14.385	16 - 1:09.562		
2 - 1:10.853	7 - 6:14.124	12 - 1:11.302			
3 - 1:09.276	8 - 1:08.663	13 - 3:19.273			
4 - 1:08.811	9 - 5:53.465	14 - 1:10.987			
5 - 1:08.984	10 - 1:13.316	15 - 1:09.757			
<b>96</b>	<b>Mike DUDFIELD</b>	Radical SR3			
1 - 2:50.365	6 - 1:11.209	11 - 1:10.130	16 - 1:09.636		
2 - 1:15.553	7 - 1:10.192	12 - 1:10.397	17 - 1:09.639		
3 - 1:26.204	8 - <b>1:09.558</b>	13 - 5:47.353			
4 - 6:01.230	9 - 1:11.029	14 - 1:11.012			
5 - 1:11.939	10 - 1:10.326	15 - 1:09.850			
<b>97</b>	<b>Paul WARREN</b>	Radical SR3			
1 - 3:33.357	6 - 1:11.005	11 - 1:11.263	16 - 1:12.336	21 - <b>1:09.131</b>	
2 - 1:16.626	7 - 1:10.480	12 - 1:10.278	17 - 1:09.639	22 - 1:09.485	
3 - 1:14.635	8 - 1:10.795	13 - 1:09.644	18 - 1:10.380		
4 - 3:49.285	9 - 1:09.415	14 - 1:12.319	19 - 1:09.363		
5 - 1:12.803	10 - 1:11.293	15 - 1:11.676	20 - 1:09.369		

# SRCC Sports 2000 Championship

## QUALIFYING - RACE 5

POS	NO	CL	DRIVER	NAT	CAR	TIME	LAPS	GAP	MPH
1	15	A	Guy ELLIS		Carbir	1:14.872	16		93.85
2	28	B	David FLORY		Lola T598	1:15.144	14	0.272	93.51
3	4	A	Rupert RUSSELL		Van Diemen RF94	1:15.516	12	0.644	93.05
4	47	A	James BARCLAY		Swift DB2	1:16.271	14	1.399	92.13
5	39	A	Mike TURNER		Lola T88/90	1:16.541	12	1.669	91.81
6	20	H	Keith NORMAN		Tiga SC80	1:16.941	11	2.069	91.33
7	3	A	Colin FEYERABEND		Lola T90/90	1:17.077	12	2.205	91.17
8	31	H	Neil DUKE		Tiga SC79	1:17.417	13	2.545	90.77
9	81	H	Dud MOSELEY		Motus 10bx	1:17.705	8	2.833	90.43
10	38	H	Paul TICKNET		Tiga SC79	1:18.019	12	3.147	90.07
11	7	B	Mike BOHLING		Shrike P15	1:18.466	15	3.594	89.55
12	17	A	Mike JOHNS		Van Dieman RF02	1:18.947	13	4.075	89.01
13	83	A	Charles SCAMMELL		Tiga SC87	1:19.151	12	4.279	88.78
14	8	A	David HOUGHTON		Van Diemen RFSC02	1:19.544	13	4.672	88.34
15	25	H	Mark MARSH		Lola T-590	1:19.545	13	4.673	88.34
16	10	H	Tom MILLS		March 81S	1:19.740	9	4.868	88.12
17	99	H	Martin ELLIS		Royale S2000M	1:19.840	12	4.968	88.01
18	82	H	David WHITHAM		Lola T-592 S	1:19.929	11	5.057	87.91
19	77	B	Barry PHILLIPS		Tiga SC83	1:20.053	12	5.181	87.78
20	14	A	Kevin CLIFFORD		Shrike P16	1:20.898	5	6.026	86.86
21	18	B	Steve MORRIS		Shrike P15	1:21.063	13	6.191	86.68
22	26	B	Graham STOTEN		Lola T86/90	1:21.199	14	6.327	86.54
23	49	H	Gary MARSH		Tiga SC81	1:21.247	12	6.375	86.49
24	96	H	Mira FEYERABEND		Tiga SC79	1:22.055	14	7.183	85.64
25	37	H	Anthony BETHWAITE		Robinson R51A	1:22.837	10	7.965	84.83
26	76	A	Dave PETHYBRIDGE		CSR MK1	1:24.444	11	9.572	83.21
27	66	B	Tim PERRY		Shrike P15	1:24.498	9	9.626	83.16
28	29	H	Allan GIBBINS		Lola T-590	1:25.583	11	10.711	82.11
29	11	B	Paul CROCKER		Shrike P15	1:26.778	13	11.906	80.97
30	45	H	Stratton MACKAY		Royale S2000M	1:27.718	2	12.846	80.11

Car 47 - Transponder not working - Fix or you will NOT be timed in the Race  
 Weather / Track : Bright / Dry  
 These results are provisional until the conclusion of any judicial and technical matters.


Snetterton  
 Circuit Length = 1.9520 miles.  
 Start: 11:21 End: 11:41

Clerk of Course	Timekeeper:
-----------------	-------------

# SRCC Sports 2000 Championship

## GRID - RACE 5 - AMENDED

ROW 16	56	MARYON				
ROW 15	1:26.778	11	CROCKER	1:27.718	45	MACKAY
ROW 14	1:24.498	66	PERRY	1:25.583	29	GIBBINS
ROW 13	1:22.837	37	BETHWAITE	1:24.444	76	PETHYBRIDGE
ROW 12	1:21.247	49	MARSH	1:22.055	96	FEYERABEND
ROW 11	1:21.063	18	MORRIS	1:21.199	26	STOTEN
ROW 10	1:20.053	77	PHILLIPS	1:20.898	14	CLIFFORD
ROW 9	1:19.840	99	ELLIS	1:19.929	82	WHITHAM
ROW 8	1:19.545	25	MARSH	1:19.740	10	MILLS
ROW 7	1:19.151	83	SCAMMELL	1:19.544	8	HOUGHTON
ROW 6	1:18.466	7	BOHLING	1:18.947	17	JOHNS
ROW 5	1:17.705	81	MOSELEY	1:18.019	38	TICKNET
ROW 4	1:17.077	3	FEYERABEND	1:17.417	31	DUKE
ROW 3	1:16.541	39	TURNER	1:16.941	20	NORMAN
ROW 2	1:15.516	4	RUSSELL	1:16.271	47	BARCLAY
ROW 1	1:14.872	15	ELLIS	1:15.144	28	FLORY
<b>POLE</b>						



Weather / Track : Bright / Dry  
 These results are provisional until the conclusion of any judicial and technical matters.

Snetterton  
 Circuit Length = 1.9520 miles.  
 Start: 11:21 End: 11:41

Clerk of Course	Timekeeper:
-----------------	-------------

## SRCC Sports 2000 Championship QUALIFYING LAP ANALYSIS - RACE 5

<b>3</b>	<b>Colin FEYERABEND</b>	Lola T90/90
1 - 3:30.715	6 - 1:19.386	11 - 1:19.584
2 - 1:23.531	7 - 1:18.149	12 - <b>1:17.077</b>
3 - 1:21.002	8 - 1:21.499	
4 - 1:23.054	9 - 1:18.723	
5 - 1:21.453	10 - 1:17.803	
<b>4</b>	<b>Rupert RUSSELL</b>	Van Diemen RF94
1 - 3:00.312	6 - 1:16.600	11 - 1:17.620
2 - 1:22.060	7 - 1:16.387	12 - 1:16.597
3 - 1:18.371	8 - <b>1:15.516</b>	
4 - 1:17.504	9 - 1:18.198	
5 - 1:16.485	10 - 1:16.421	
<b>7</b>	<b>Mike BOHLING</b>	Shrike P15
1 - 2:38.902	6 - 1:19.435	11 - <b>1:18.466</b>
2 - 1:23.683	7 - 1:18.799	12 - 1:19.203
3 - 1:20.981	8 - 1:18.632	13 - 1:20.652
4 - 1:20.774	9 - 1:20.734	14 - 1:21.235
5 - 1:20.343	10 - 1:18.714	15 - 1:25.048
<b>8</b>	<b>David HOUGHTON</b>	Van Diemen RFSC02
1 - 3:05.362	6 - 1:22.100	11 - 1:21.474
2 - 1:23.499	7 - 3:41.760	12 - 1:23.693
3 - 1:21.078	8 - 1:20.626	13 - 1:25.559
4 - 1:23.323	9 - 1:20.071	
5 - 1:21.642	10 - <b>1:19.544</b>	
<b>10</b>	<b>Tom MILLS</b>	March 81S
1 - 3:06.110	6 - 1:23.747	
2 - 1:23.500	7 - 1:20.135	
3 - 1:20.630	8 - <b>1:19.740</b>	
4 - 1:21.216	9 - 1:19.763	
5 - 2:01.896		
<b>11</b>	<b>Paul CROCKER</b>	Shrike P15
1 - 3:30.119	6 - 1:27.086	11 - 1:28.084
2 - 1:28.994	7 - <b>1:26.778</b>	12 - 1:30.825
3 - 1:39.520	8 - 1:27.218	13 - 1:27.152
4 - 1:31.264	9 - 1:29.029	
5 - 1:28.464	10 - 1:27.491	
<b>14</b>	<b>Kevin CLIFFORD</b>	Shrike P16
1 - 3:02.985		
2 - 1:24.851		
3 - 1:21.176		
4 - 1:21.052		
5 - <b>1:20.898</b>		

Car 47 - Transponder not working - Fix or you will NOT be timed in the Race  
Weather / Track : Bright / Dry

# SRCC Sports 2000 Championship

## QUALIFYING LAP ANALYSIS - RACE 5

(contd.)

<b>15</b>	<b>Guy ELLIS</b>	Carbir					
1 -	2:40.659	6 -	1:18.618	11 -	1:17.997	16 -	1:19.346
2 -	1:18.605	7 -	1:17.631	12 -	1:15.051		
3 -	1:16.183	8 -	1:17.210	13 -	1:14.899		
4 -	1:18.808	9 -	1:16.276	14 -	<b>1:14.872</b>		
5 -	1:15.285	10 -	1:16.910	15 -	1:18.134		
<b>17</b>	<b>Mike JOHNS</b>	Van Dieman RF02					
1 -	3:09.564	6 -	1:21.731	11 -	1:19.431		
2 -	1:24.300	7 -	1:19.734	12 -	1:19.151		
3 -	1:20.352	8 -	<b>1:18.947</b>	13 -	1:32.601		
4 -	1:30.630	9 -	1:26.510				
5 -	1:19.835	10 -	1:19.211				
<b>18</b>	<b>Steve MORRIS</b>	Shrike P15					
1 -	2:49.030	6 -	1:22.800	11 -	<b>1:21.063</b>		
2 -	1:27.564	7 -	1:22.648	12 -	1:21.830		
3 -	1:25.088	8 -	1:26.015	13 -	1:22.208		
4 -	1:23.601	9 -	1:22.848				
5 -	1:23.155	10 -	1:21.196				
<b>20</b>	<b>Keith NORMAN</b>	Tiga SC80					
1 -	3:02.038	6 -	1:18.060	11 -	1:23.261		
2 -	1:20.752	7 -	1:19.211				
3 -	1:19.960	8 -	<b>1:16.941</b>				
4 -	1:19.140	9 -	1:17.176				
5 -	1:17.130	10 -	3:37.094				
<b>25</b>	<b>Mark MARSH</b>	Lola T-590					
1 -	3:17.237	6 -	1:20.414	11 -	<b>1:19.545</b>		
2 -	1:30.286	7 -	1:20.221	12 -	1:21.199		
3 -	1:26.069	8 -	1:20.847	13 -	1:21.675		
4 -	1:24.241	9 -	1:19.777				
5 -	1:22.714	10 -	1:20.020				
<b>26</b>	<b>Graham STOTEN</b>	Lola T86/90					
1 -	2:54.262	6 -	1:24.381	11 -	<b>1:21.199</b>		
2 -	1:29.671	7 -	1:26.780	12 -	1:24.441		
3 -	1:24.817	8 -	1:24.902	13 -	1:31.038		
4 -	1:28.244	9 -	1:22.336	14 -	1:29.769		
5 -	1:26.001	10 -	1:21.599				
<b>28</b>	<b>David FLORY</b>	Lola T598					
1 -	3:16.742	6 -	1:16.263	11 -	1:17.170		
2 -	1:19.286	7 -	1:18.152	12 -	1:16.533		
3 -	1:16.953	8 -	<b>1:15.144</b>	13 -	1:25.995		
4 -	1:18.788	9 -	1:15.216	14 -	1:25.710		
5 -	1:16.673	10 -	1:15.584				

Car 47 - Transponder not working - Fix or you will NOT be timed in the Race  
Weather / Track : Bright / Dry

Snetterton  
Circuit Length = 1.9520 miles.  
Start: 11:21 End: 11:41

# SRCC Sports 2000 Championship QUALIFYING LAP ANALYSIS - RACE 5

(contd.)

<b>29</b>	<b>Allan GIBBINS</b>	Lola T-590
1 - 3:42.134	6 - 1:28.440	11 - 1:26.724
2 - 1:31.844	7 - 1:27.987	
3 - 1:30.757	8 - 1:28.076	
4 - 1:30.190	9 - 1:26.363	
5 - 1:28.266	10 - <b>1:25.583</b>	
<b>31</b>	<b>Neil DUKE</b>	Tiga SC79
1 - 3:24.503	6 - 1:20.059	11 - 1:19.743
2 - 1:25.035	7 - 1:20.872	12 - <b>1:17.417</b>
3 - 1:23.366	8 - 1:21.485	13 - 1:24.444
4 - 1:20.777	9 - 1:21.156	
5 - 1:20.040	10 - 1:19.139	
<b>37</b>	<b>Anthony BETHWAITE</b>	Robinson R51A
1 - 3:18.597	6 - 1:23.140	
2 - 1:26.868	7 - 1:25.450	
3 - 1:24.972	8 - 1:23.023	
4 - 1:24.442	9 - <b>1:22.837</b>	
5 - 1:22.839	10 - 1:25.753	
<b>38</b>	<b>Paul TICKNET</b>	Tiga SC79
1 - 3:08.569	6 - 1:22.660	11 - <b>1:18.019</b>
2 - 1:22.561	7 - 1:19.343	12 - 1:18.182
3 - 1:21.328	8 - 1:23.665	
4 - 1:21.932	9 - 1:30.741	
5 - 1:22.934	10 - 1:19.119	
<b>39</b>	<b>Mike TURNER</b>	Lola T88/90
1 - 2:48.199	6 - 1:17.506	11 - 1:18.019
2 - 1:23.661	7 - <b>1:16.541</b>	12 - 1:21.144
3 - 1:17.215	8 - 1:17.329	
4 - 1:16.785	9 - 1:18.071	
5 - 1:21.539	10 - 1:18.580	
<b>45</b>	<b>Stratton MACKAY</b>	Royale S2000M
1 - 3:22.451		
2 - <b>1:27.718</b>		
<b>47</b>	<b>James BARCLAY</b>	Swift DB2
1 - 2:48.209	6 - 1:16.370	11 - 1:18.976
2 - 1:21.018	7 - 1:16.311	12 - <b>1:16.271</b>
3 - 1:17.324	8 - 1:19.003	13 - 3:50.028
4 - 1:18.640	9 - 1:18.061	14 - 1:17.004
5 - 1:21.119	10 - 1:17.375	

Car 47 - Transponder not working - Fix or you will NOT be timed in the Race  
Weather / Track : Bright / Dry

Snetterton  
Circuit Length = 1.9520 miles.  
Start: 11:21 End: 11:41

# SRCC Sports 2000 Championship QUALIFYING LAP ANALYSIS - RACE 5

(contd.)

<b>49</b>	<b>Gary MARSH</b>	Tiga SC81
1 - 3:21.147	6 - <b>1:21.247</b>	11 - 1:23.840
2 - 1:27.027	7 - 1:21.417	12 - 1:25.362
3 - 1:26.376	8 - 1:23.346	
4 - 1:24.723	9 - 1:21.281	
5 - 1:22.222	10 - 1:23.280	
<b>66</b>	<b>Tim PERRY</b>	Shrike P15
1 - 3:39.007	6 - 1:26.402	
2 - 1:31.261	7 - <b>1:24.498</b>	
3 - 1:29.916	8 - 1:25.795	
4 - 1:28.870	9 - 1:26.359	
5 - 1:27.341		
<b>76</b>	<b>Dave PETHYBRIDGE</b>	CSR MK1
1 - 2:57.434	6 - 1:25.060	11 - 1:31.154
2 - 1:31.774	7 - 1:25.600	
3 - 1:32.939	8 - <b>1:24.444</b>	
4 - 5:34.479	9 - 1:25.599	
5 - 1:26.876	10 - 1:29.021	
<b>77</b>	<b>Barry PHILLIPS</b>	Tiga SC83
1 - 3:13.752	6 - 1:23.483	11 - 1:23.861
2 - 1:32.654	7 - 1:23.213	12 - 1:30.992
3 - 1:26.445	8 - <b>1:20.053</b>	
4 - 1:27.600	9 - 1:24.699	
5 - 1:27.343	10 - 1:21.381	
<b>81</b>	<b>Dud MOSELEY</b>	Motus 10bx
1 - 2:39.684	6 - 1:17.872	
2 - 1:20.939	7 - 1:20.116	
3 - 1:17.848	8 - 1:18.946	
4 - 1:18.327		
5 - <b>1:17.705</b>		
<b>82</b>	<b>David WHITHAM</b>	Lola T-592 S
1 - 3:12.468	6 - 1:26.032	11 - <b>1:19.929</b>
2 - 1:30.567	7 - 1:33.590	
3 - 1:26.987	8 - 1:27.260	
4 - 1:22.793	9 - 1:21.164	
5 - 1:24.615	10 - 1:21.886	
<b>83</b>	<b>Charles SCAMMELL</b>	Tiga SC87
1 - 3:08.245	6 - 1:20.762	11 - 1:19.452
2 - 1:22.154	7 - 1:19.441	12 - <b>1:19.151</b>
3 - 1:20.698	8 - 1:24.092	
4 - 1:22.757	9 - 1:22.278	
5 - 1:22.020	10 - 1:19.625	

Car 47 - Transponder not working - Fix or you will NOT be timed in the Race  
Weather / Track : Bright / Dry

Snetterton  
Circuit Length = 1.9520 miles.  
Start: 11:21 End: 11:41

**SRCC Sports 2000 Championship  
QUALIFYING LAP ANALYSIS - RACE 5**

(contd.)

<b>96</b>	<b>Mira FEYERABEND</b>	Tiga SC79
1 - 3:08.570	6 - 1:28.360	11 - <b>1:22.055</b>
2 - 1:31.986	7 - 1:24.916	12 - 1:24.472
3 - 1:29.180	8 - 1:25.089	13 - 1:25.553
4 - 1:27.952	9 - 1:23.332	14 - 1:27.271
5 - 1:29.630	10 - 1:22.852	
<b>99</b>	<b>Martin ELLIS</b>	Royale S2000M
1 - 2:56.172	6 - <b>1:19.840</b>	11 - 1:21.024
2 - 1:25.500	7 - 3:23.330	12 - 1:21.133
3 - 1:20.867	8 - 1:25.208	
4 - 1:24.574	9 - 1:20.720	
5 - 1:20.833	10 - 1:20.772	

**Car 47 - Transponder not working - Fix or you will NOT be timed in the Race**  
**Weather / Track : Bright / Dry**

Snetterton  
Circuit Length = 1.9520 miles.  
Start: 11:21 End: 11:41

# Stafford Land Rover Super Coupe Cup Gp1

## QUALIFYING - RACE 6


POS	NO	CL	DRIVER	NAT	CAR	TIME	LAPS	GAP	MPH
1	1	P	Martin BYFORD		Proton Coupe	1:22.864	6		84.80
2	7	P	Ray BYFORD		Proton Coupe	1:23.144	6	0.280	84.51
3	6	M	Phillip LATCHFORD		Volkswagen Vento VR6	1:23.222	7	0.358	84.43
4	52	T	Dave NIXON		Rover 220 Turbo	1:23.245	6	0.381	84.41
5	15	T	Nigel AINGE		Rover 220 Turbo	1:23.765	6	0.901	83.89
6	77	T	Danny MILLS		Rover 220 Turbo	1:23.837	6	0.973	83.82
7	3	H	Steve ALDERTON		Honda CRX	1:24.547	6	1.683	83.11
8	17	H	Ben HALL		Honda CRX	1:24.745	5	1.881	82.92
9	20	T	Richard BUCKLEY		Rover 220 Turbo	1:24.947	6	2.083	82.72
10	5	R	Dean CLEMENTS		Rover 216 GTi	1:25.286	6	2.422	82.39
11	78	H	Steve HALL		Honda CRX	1:26.127	5	3.263	81.59
12	12	V	Paul OVERTON		Vauxhall Vectra	1:26.390	5	3.526	81.34
13	46	R	Martin WARD		Rover 216 GTi	1:26.521	6	3.657	81.22
14	80	R	Matthew SPEAKMAN		Rover 216 GTi	1:26.942	6	4.078	80.82
15	25	H	Stuart LEVERS		Honda CRX	1:26.949	6	4.085	80.82
16	22	H	Dennis BUNNING		Honda CRX	1:27.078	6	4.214	80.70
17	63	P	Phillip BURTON		Proton Coupe	1:27.434	6	4.570	80.37
18	99	O	Richard PERKS		Honda Civic	1:27.543	6	4.679	80.27
19	33	R	Martin YOUNG		Rover 216 GTi	1:28.055	6	5.191	79.80
20	8	H	Simon ROE		Honda CRX	1:28.147	6	5.283	79.72
21	57	R	John HOLT		Rover 216 GTi	1:31.378	5	8.514	76.90
22	28	R	Dan JONES		Rover 216 GTi	1:31.719	5	8.855	76.61
23	36	T	Jason HOLMES		Rover 220 Turbo	1:32.103	5	9.239	76.29
24	55	O	Adam PALMER		Renault 5 GT Turbo	1:34.111	5	11.247	74.66
25	30	H	Mark BAILEY		Honda CRX	1:34.973	6	12.109	73.99
26	83	R	Andy SETTERFIELD		Rover 216 GTi	9:30.175	1	8:07.311	12.32

Car 22 - Transponder not working - Fix or you will NOT be timed in the Race  
 Weather / Track : Cloudy / Dry  
 These results are provisional until the conclusion of any judicial and technical matters.

Snetterton  
 Circuit Length = 1.9520 miles.  
 Start: 11:54 End: 12:04

Clerk of Course	Timekeeper:
-----------------	-------------

**Stafford Land Rover Super Coupe Cup Gp1  
GRID - RACE 6**

ROW 13	1:34.973 30 BAILEY	9:30.175 83 SETTERFIELD
ROW 12	1:32.103 36 HOLMES	1:34.111 55 PALMER
ROW 11	1:31.378 57 HOLT	1:31.719 28 JONES
ROW 10	1:28.055 33 YOUNG	1:28.147 8 ROE
ROW 9	1:27.434 63 BURTON	1:27.543 99 PERKS
ROW 8	1:26.949 25 LEVERS	1:27.078 22 BUNNING
ROW 7	1:26.521 46 WARD	1:26.942 80 SPEAKMAN
ROW 6	1:26.127 78 HALL	1:26.390 12 OVERTON
ROW 5	1:24.947 20 BUCKLEY	1:25.286 5 CLEMENTS
ROW 4	1:24.547 3 ALDERTON	1:24.745 17 HALL
ROW 3	1:23.765 15 AINGE	1:23.837 77 MILLS
ROW 2	1:23.222 6 LATCHFORD	1:23.245 52 NIXON
ROW 1	1:22.864 1 BYFORD	1:23.144 7 BYFORD
<b>POLE</b>		
		

**Car 22 - Transponder not working - Fix or you will NOT be timed in the Race**  
**Weather / Track : Cloudy / Dry**  
**These results are provisional until the conclusion of any judicial and technical matters.**

Snetterton  
 Circuit Length = 1.9520 miles.  
 Start: 11:54 End: 12:04

Clerk of Course		Timekeeper:
-----------------	--	-------------

# Stafford Land Rover Super Coupe Cup Gp1

## QUALIFYING LAP ANALYSIS - RACE 6

<b>1</b>	<b>Martin BYFORD</b>	Proton Coupe
1 -	8:46.560	6 - <b>1:22.864</b>
2 -	1:24.419	
3 -	1:30.706	
4 -	1:29.141	
5 -	1:24.298	
<b>3</b>	<b>Steve ALDERTON</b>	Honda CRX
1 -	8:45.547	6 - <b>1:24.547</b>
2 -	1:27.424	
3 -	1:30.469	
4 -	1:25.890	
5 -	1:29.211	
<b>5</b>	<b>Dean CLEMENTS</b>	Rover 216 GTi
1 -	8:39.671	6 - 1:25.713
2 -	1:29.747	
3 -	1:29.398	
4 -	1:28.122	
5 -	<b>1:25.286</b>	
<b>6</b>	<b>Phillip LATCHFORD</b>	Volkswagen Vento VR6
1 -	8:38.535	6 - <b>1:23.222</b>
2 -	1:31.047	7 - 1:23.687
3 -	1:25.597	
4 -	1:23.389	
5 -	1:24.005	
<b>7</b>	<b>Ray BYFORD</b>	Proton Coupe
1 -	8:54.980	6 - <b>1:23.144</b>
2 -	1:26.329	
3 -	1:23.915	
4 -	1:24.267	
5 -	1:34.726	
<b>8</b>	<b>Simon ROE</b>	Honda CRX
1 -	8:51.497	6 - <b>1:28.147</b>
2 -	1:31.228	
3 -	1:30.327	
4 -	1:29.214	
5 -	1:28.659	
<b>12</b>	<b>Paul OVERTON</b>	Vauxhall Vectra
1 -	9:53.624	
2 -	1:33.702	
3 -	1:28.245	
4 -	1:26.423	
5 -	<b>1:26.390</b>	

# Stafford Land Rover Super Coupe Cup Gp1

## QUALIFYING LAP ANALYSIS - RACE 6

(contd.)

<b>15</b>	<b>Nigel AINGE</b>	Rover 220 Turbo
1 - 8:44.501    6 - <b>1:23.765</b> 2 - 1:27.531 3 - 1:29.921 4 - 1:26.336 5 - 1:24.802		
<b>17</b>	<b>Ben HALL</b>	Honda CRX
1 - X:00.000 2 - 1:30.929 3 - 1:27.794 4 - 1:26.968 5 - <b>1:24.745</b>		
<b>20</b>	<b>Richard BUCKLEY</b>	Rover 220 Turbo
1 - 9:14.591    6 - <b>1:24.947</b> 2 - 1:34.047 3 - 1:28.825 4 - 1:26.043 5 - 1:25.265		
<b>22</b>	<b>Dennis BUNNING</b>	Honda CRX
1 - 9:40.822    6 - <b>1:27.078</b> 2 - 1:33.537 3 - 1:29.324 4 - 1:27.808 5 - 1:28.356		
<b>25</b>	<b>Stuart LEVERS</b>	Honda CRX
1 - 9:13.293    6 - 1:27.224 2 - 1:34.866 3 - 1:30.467 4 - 1:27.876 5 - <b>1:26.949</b>		
<b>28</b>	<b>Dan JONES</b>	Rover 216 GTi
1 - 9:24.985 2 - 1:37.857 3 - 1:31.803 4 - <b>1:31.719</b> 5 - 2:09.712		
<b>30</b>	<b>Mark BAILEY</b>	Honda CRX
1 - 9:09.498    6 - 1:35.233 2 - 1:37.260 3 - 1:38.656 4 - 1:36.431 5 - <b>1:34.973</b>		

Car 22 - Transponder not working - Fix or you will NOT be timed in the Race  
 Weather / Track : Cloudy / Dry

Snetterton  
 Circuit Length = 1.9520 miles.  
 Start: 11:54    End: 12:04

# Stafford Land Rover Super Coupe Cup Gp1

## QUALIFYING LAP ANALYSIS - RACE 6

(contd.)

<b>33</b>	<b>Martin YOUNG</b>	Rover 216 GTi
1 - 9:25.615    6 - <b>1:28.055</b> 2 - 1:35.171 3 - 1:28.968 4 - 1:34.826 5 - 1:30.160		
<b>36</b>	<b>Jason HOLMES</b>	Rover 220 Turbo
1 - 9:24.171 2 - 1:44.229 3 - 1:38.982 4 - <b>1:32.103</b> 5 - 1:34.387		
<b>46</b>	<b>Martin WARD</b>	Rover 216 GTi
1 - 9:22.917    6 - 1:27.342 2 - 1:29.442 3 - 1:28.364 4 - 1:26.943 5 - <b>1:26.521</b>		
<b>52</b>	<b>Dave NIXON</b>	Rover 220 Turbo
1 - X:00.000    6 - 1:23.462 2 - 1:30.782 3 - 1:25.706 4 - <b>1:23.245</b> 5 - 1:23.446		
<b>55</b>	<b>Adam PALMER</b>	Renault 5 GT Turbo
1 - 9:54.398 2 - 1:37.739 3 - 1:42.896 4 - 1:35.498 5 - <b>1:34.111</b>		
<b>57</b>	<b>John HOLT</b>	Rover 216 GTi
1 - 9:42.385 2 - 1:35.953 3 - 1:33.907 4 - 1:33.503 5 - <b>1:31.378</b>		
<b>63</b>	<b>Phillip BURTON</b>	Proton Coupe
1 - 8:57.135    6 - <b>1:27.434</b> 2 - 1:29.340 3 - 1:27.693 4 - 1:27.866 5 - 1:27.908		

# Stafford Land Rover Super Coupe Cup Gp1

## QUALIFYING LAP ANALYSIS - RACE 6


(contd.)

<b>77</b>	<b>Danny MILLS</b>	Rover 220 Turbo
1 -	9:35.389	6 - 1:23.849
2 -	1:29.145	
3 -	1:24.647	
4 -	<b>1:23.837</b>	
5 -	1:24.233	
<b>78</b>	<b>Steve HALL</b>	Honda CRX
1 -	X:00.000	
2 -	1:28.817	
3 -	1:29.474	
4 -	1:31.016	
5 -	<b>1:26.127</b>	
<b>80</b>	<b>Matthew SPEAKMAN</b>	Rover 216 GTi
1 -	8:41.329	6 - 1:27.453
2 -	1:29.707	
3 -	1:33.508	
4 -	1:27.598	
5 -	<b>1:26.942</b>	
<b>83</b>	<b>Andy SETTERFIELD</b>	Rover 216 GTi
1 -	<b>9:30.175</b>	
<b>99</b>	<b>Richard PERKS</b>	Honda Civic
1 -	8:55.464	6 - 1:29.280
2 -	1:28.212	
3 -	<b>1:27.543</b>	
4 -	1:27.635	
5 -	1:29.225	

# Dunlop Radical Enduro Championship

## GRID - RACE 4

ROW 9	1:16.518 <b>88</b> BAXTER	
ROW 8	1:12.261 <b>22</b> POPPLEWELL/FOSTER	1:13.544 <b>77</b> STANLEY
ROW 7	1:10.854 <b>7</b> DESCHAMPS	1:11.721 <b>39</b> SUTTERBY
ROW 6	1:10.359 <b>34</b> MOORE/MOULTON	1:10.699 <b>12</b> GREEN/SUTHERLAND
ROW 5	1:09.869 <b>20</b> ASPINALL/KAISER	1:09.997 <b>50</b> WILLIAMS/PLUCK
ROW 4	1:09.558 <b>96</b> BARAZI/DUDFIELD	1:09.614 <b>11</b> DOVE/PADMORE
ROW 3	1:09.131 <b>97</b> WARREN	1:09.287 <b>59</b> THOMAS
ROW 2	1:08.665 <b>66</b> DEMETRIOU	1:08.667 <b>51</b> MOULTON/STILP
ROW 1	1:07.896 <b>68</b> QUAIFE/MOSELEY	1:08.317 <b>90</b> REDWOOD/ABBOTT
<b>POLE</b>		



**Weather / Track : Bright / Dry**  
**These results are provisional until the conclusion of any judicial and technical matters.**

Snetterton  
 Circuit Length = 1.9520 miles.  
 Start: 10:45 End: 11:15

Clerk of Course		Timekeeper:
-----------------	--	-------------

# TMS Sports 2000 DURATEC Championship

## RACE CLASSIFICATION - RACE 1

POS	NO	CL	DRIVER	NAT	CAR	TIME	LAPS	GAP	MPH	BEST
1	2	A	Colin RODGERS		Lola T88/90	31:16.343	22		82.39	1:23.520
2	27	A	Harry CHAPMAN		Fox Lola	31:41.327	22	24.984	81.31	1:22.812
3	4	B	Nick BATES		Lola T87/90	32:12.443	22	56.100	80.00	1:25.776
4	6	B	Graham ROWAN		Lola T87/90	31:47.984	21	31.641	77.34	1:26.658
5	88	B	Tim MATTHEWS		Gunn TS6	32:15.527	21	59.184	76.24	1:28.333
6	12	A	Nick JOHNSON		Van Diemen RF02	32:24.430	21		75.89	1:22.107
7	38	S	Lew WRIGHT		Tiga SC79	31:28.383	20	1 LAP	74.42	1:30.124
8	37	I	Anthony BETHWAITE		Robinson R51A	31:37.320	20	1 LAP	74.07	1:31.599
9	17	I	Mike JOHNS		Van Dieman RF02	32:21.421	20	1 LAP	72.39	1:33.806
10	24	A	Ian DOBLE		Carbir	32:34.025	20	1 LAP	71.92	1:32.844
11	11	I	Paul CROCKER		Shrike P15	31:38.673	19	2 LAPS	70.32	1:35.988
12	66	B	John NORRINGTON		Shrike P15	31:51.904	19	2 LAPS	69.83	1:36.681
13	29	I	Allan GIBBINS		Lola T-590	32:02.271	19	2 LAPS	69.45	1:36.414
14	25	I	Mark MARSH		Lola T-590	32:20.007	19	2 LAPS	68.82	1:32.464
15	96	I	Mira FEYERABEND		Tiga SC79	32:22.854	19	2 LAPS	68.72	1:35.305

### NOT CLASSIFIED

34	A	Louis JONES		Royale RP37	30:44.533	21	D.N.F.	80.00	1:24.706
1	A	Anthony WILDS		Gunn TS7	24:36.969	17	D.N.F.	80.88	1:24.101
82	S	Owen WHITHAM		Lola T-592 S	22:09.444	14	D.N.F.	74.00	1:30.196
14	I	Kevin CLIFFORD		Shrike P16	17:58.604	11	D.N.F.	71.66	1:30.599
49	I	Gary MARSH		Tiga SC81	16:58.270	9	D.N.F.	62.11	1:37.191

### FASTEST LAP

12	A	Nick JOHNSON		Van Diemen RF02	1:22.107	9	85.58mph	137.73kph
4	B	Nick BATES		Lola T87/90	1:25.776	5	81.92mph	131.84kph
38	S	Lew WRIGHT		Tiga SC79	1:30.124	6	77.97mph	125.48kph
14	I	Kevin CLIFFORD		Shrike P16	1:30.599	5	77.56mph	124.82kph

Weather / Track : Cloudy / Wet

These results are provisional until the conclusion of any judicial and technical matters.

Snetterton

Circuit Length = 1.9520 miles.

Start: 13:21 End: 13:53

Clerk of Course	Timekeeper:
-----------------	-------------

# TMS Sports 2000 DURATEC Championship

## LAP CHART - RACE 1

Lap 1			Lap 2			Lap 3			Lap 4			Lap 5		
No	Behind	Laptime	No	Behind	Laptime	No	Behind	Laptime	No	Behind	Laptime	No	Behind	Laptime
2		1:30.851	2		1:24.877	2		1:24.441	2		1:24.867	2		1:26.433
1	1.387	1:32.238	27	3.202	1:25.921	27	2.740	1:23.979	27	1.834	1:23.961	29	1 LAP	1:39.728
27	2.158	1:33.009	12	5.103	1:26.269	12	5.137	1:24.475	12	3.684	1:23.414	27	0.490	1:25.089
12	3.711	1:34.562	1	5.366	1:28.856	1	6.993	1:26.068	1	6.978	1:24.852	12	1.405	1:24.154
4	5.835	1:36.686	4	9.828	1:28.870	4	12.245	1:26.858	4	13.509	1:26.131	49	1 LAP	1:40.152
34	7.024	1:37.875	34	11.153	1:29.006	34	13.332	1:26.620	34	15.174	1:26.709	1	7.242	1:26.697
14	12.973	1:43.824	14	21.149	1:33.053	14	27.404	1:30.696	14	34.026	1:31.489	96	1 LAP	1:49.374
17	17.314	1:48.165	17	30.237	1:37.800	6	39.022	1:31.727	6	44.117	1:29.962	4	12.852	1:25.776
88	19.784	1:50.635	6	31.736	1:36.308	17	43.298	1:37.502	82	51.707	1:32.996	34	15.845	1:27.104
6	20.305	1:51.156	82	34.072	1:37.728	82	43.578	1:33.947	38	53.040	1:33.083	14	38.192	1:30.599
82	21.221	1:52.072	88	34.760	1:39.853	38	44.824	1:33.904	17	55.936	1:37.505	6	45.836	1:28.152
38	21.514	1:52.365	38	35.361	1:38.724	88	47.711	1:37.392	88	56.766	1:33.922	82	57.184	1:31.910
24	24.967	1:55.818	24	40.785	1:40.695	37	53.637	1:36.085	37	1:03.603	1:34.833	38	57.910	1:31.303
11	26.890	1:57.741	37	41.993	1:37.881	24	54.465	1:38.121	24	1:08.331	1:38.733	88	1:02.588	1:32.255
37	28.989	1:59.840	11	43.391	1:41.378	11	59.138	1:40.188	11	1:11.918	1:37.647	17	1:07.600	1:38.097
29	29.162	2:00.013	66	48.030	1:43.319	66	1:06.377	1:42.788	66	1:21.866	1:40.356	37	1:11.741	1:34.571
66	29.588	2:00.439	25	48.771	1:42.681	25	1:06.776	1:42.446	25	1:23.895	1:41.986	24	1:17.731	1:35.833
25	30.967	2:01.818	29	50.996	1:46.711	29	1:11.965	1:45.410				11	1:22.972	1:37.487
96	33.313	2:04.164	96	54.907	1:46.471	49	1:14.100	1:42.936						
49	34.262	2:05.113	49	55.605	1:46.220	96	1:14.566	1:44.100						

# TMS Sports 2000 DURATEC Championship

## LAP CHART - RACE 1

(contd.)

Lap 6			Lap 7			Lap 8			Lap 9			Lap 10		
No	Behind	Laptime	No	Behind	Laptime	No	Behind	Laptime	No	Behind	Laptime	No	Behind	Laptime
2		1:25.327	2		1:24.899	27		1:25.150	12		1:22.107	27		1:24.015
27	0.365	1:25.202	27	0.474	1:25.008	12	0.002	1:24.830	27	0.703	1:22.812	88	1 LAP	1:31.872
12	0.968	1:24.890	12	0.796	1:24.727	2	0.102	1:25.726	2	2.849	1:24.856	2	2.139	1:24.008
1	9.122	1:27.207	24	1 LAP	1:35.795	37	1 LAP	1:32.902	38	1 LAP	1:32.633	12	12.129	1:36.847
66	1 LAP	1:43.125	1	11.023	1:26.800	17	1 LAP	1:34.986	37	1 LAP	1:33.105	82	1 LAP	1:46.729
4	17.247	1:29.722	11	1 LAP	1:40.388	1	11.754	1:26.355	17	1 LAP	1:36.092	38	1 LAP	1:32.266
34	20.619	1:30.101	4	18.748	1:26.400	24	1 LAP	1:37.955	1	20.457	1:30.812	37	1 LAP	1:32.253
29	1 LAP	1:45.553	34	22.159	1:26.439	4	21.997	1:28.873	4	27.213	1:27.325	1	23.531	1:27.792
49	1 LAP	1:44.918	66	1 LAP	1:41.806	34	24.339	1:27.804	34	28.670	1:26.440	4	29.090	1:26.595
25	1 LAP	1:54.536	29	1 LAP	1:37.986	11	1 LAP	1:38.340	24	1 LAP	1:37.994	34	29.467	1:25.515
96	1 LAP	1:42.498	49	1 LAP	1:38.761	66	1 LAP	1:38.712	11	1 LAP	1:35.988	17	1 LAP	1:50.231
14	43.737	1:30.872	25	1 LAP	1:37.159	29	1 LAP	1:40.134	49	2 LAPS	3:00.463P	24	1 LAP	1:36.776
6	48.130	1:27.621	96	1 LAP	1:39.146	25	1 LAP	1:35.380	66	1 LAP	1:36.791	11	1 LAP	1:37.107
82	1:02.053	1:30.196	14	49.888	1:31.050	6	54.844	1:29.781	6	1:01.479	1:28.744	49	2 LAPS	1:42.516
38	1:02.707	1:30.124	6	50.687	1:27.456	96	1 LAP	1:38.560	25	1 LAP	1:38.248	6	1:07.118	1:30.357
88	1:07.061	1:29.800	82	1:08.080	1:30.926	14	57.430	1:33.166	29	1 LAP	1:40.813	66	1 LAP	1:38.746
17	1:17.782	1:35.509	88	1:11.447	1:29.285	82	1:13.800	1:31.344	14	1:09.044	1:33.723	25	1 LAP	1:32.464
37	1:19.106	1:32.692	38	1:22.752	1:44.944	88	1:15.464	1:29.641	96	1 LAP	1:37.999	29	1 LAP	1:37.503
												14	1:19.962	1:35.636

# TMS Sports 2000 DURATEC Championship

## LAP CHART - RACE 1

(contd.)

Lap 11			Lap 12			Lap 13			Lap 14			Lap 15		
No	Behind	Laptime	No	Behind	Laptime	No	Behind	Laptime	No	Behind	Laptime	No	Behind	Laptime
27		1:25.234	2		1:24.103	2		1:23.520	27		1:23.890	27		1:23.168
96	2 LAPS	1:37.579	27	0.221	1:24.910	27	0.699	1:23.998	2	4.135	1:28.724	17	2 LAPS	1:34.373
2	0.586	1:23.681	66	2 LAPS	1:40.069	12	12.399	1:26.084	12	14.343	1:26.533	2	6.562	1:25.595
88	1 LAP	1:30.732	12	9.835	1:24.869	66	2 LAPS	1:38.667	11	2 LAPS	1:42.896	24	2 LAPS	1:43.587
12	9.655	1:22.760	29	2 LAPS	1:40.967	88	1 LAP	1:30.348	88	1 LAP	1:30.030	12	19.654	1:28.479
82	1 LAP	1:31.482	88	1 LAP	1:30.908	29	2 LAPS	1:39.369	1	28.587	1:25.969	1	30.856	1:25.437
38	1 LAP	1:31.394	96	2 LAPS	1:39.411	1	27.207	1:26.388	66	2 LAPS	1:39.280	11	2 LAPS	1:39.167
1	23.894	1:25.597	1	24.339	1:25.134	96	2 LAPS	1:38.909	29	2 LAPS	1:39.034	88	1 LAP	1:29.727
37	1 LAP	1:31.599	82	1 LAP	1:32.571	82	1 LAP	1:30.969	4	41.274	1:29.858	4	46.945	1:28.839
4	30.558	1:26.702	38	1 LAP	1:31.667	4	36.005	1:27.545	38	1 LAP	1:32.162	66	2 LAPS	1:38.781
34	41.373	1:37.140	4	31.980	1:26.111	38	1 LAP	1:31.200	82	1 LAP	1:34.390	38	1 LAP	1:31.640
17	1 LAP	1:35.764	37	1 LAP	1:33.178	25	2 LAPS	2:04.997	34	48.124	1:28.196	34	52.498	1:27.542
24	1 LAP	1:35.047	34	42.630	1:25.946	37	1 LAP	1:32.410	37	1 LAP	1:34.122	82	1 LAP	1:32.184
11	1 LAP	1:37.776	14	1 LAP	2:24.496P	34	44.517	1:25.407	25	2 LAPS	1:42.938	29	2 LAPS	1:40.944
6	1:08.881	1:26.997	24	1 LAP	1:33.849	24	1 LAP	1:32.950	96	2 LAPS	2:00.434	37	1 LAP	1:33.475
49	2 LAPS	1:37.191	17	1 LAP	1:35.968	17	1 LAP	1:33.889	6	1:19.257	1:28.236	25	2 LAPS	1:38.171
25	1 LAP	1:34.558	6	1:12.472	1:28.280	6	1:15.610	1:26.658				96	2 LAPS	1:36.240
			11	1 LAP	1:40.192							6	1:23.445	1:27.356

# TMS Sports 2000 DURATEC Championship

## LAP CHART - RACE 1

(contd.)

Lap 16			Lap 17			Lap 18			Lap 19			Lap 20		
No	Behind	Laptime	No	Behind	Laptime	No	Behind	Laptime	No	Behind	Laptime	No	Behind	Laptime
2		1:24.222	2		1:26.140	2		1:24.757	2		1:26.300	2		1:24.408
17	2 LAPS	1:34.956	96	3 LAPS	1:37.735	25	3 LAPS	1:40.394	29	3 LAPS	1:39.199	37	2 LAPS	1:33.824
24	2 LAPS	1:37.528	17	2 LAPS	1:34.084	96	3 LAPS	1:37.580	6	1 LAP	1:50.481	66	3 LAPS	1:37.000
12	17.920	1:29.050	12	21.415	1:29.635	17	2 LAPS	1:34.786	25	3 LAPS	1:43.163	29	3 LAPS	1:36.414
1	24.173	1:24.101	1	24.699	1:26.666	27	26.241	1:25.019	27	25.712	1:25.771	6	1 LAP	1:27.330
27	26.388	1:57.172P	27	25.979	1:25.731	88	1 LAP	1:30.806	96	3 LAPS	1:39.407	27	25.659	1:24.355
88	1 LAP	1:28.333	24	2 LAPS	1:38.479	24	2 LAPS	1:38.043	17	2 LAPS	1:36.481	25	3 LAPS	1:35.848
11	2 LAPS	1:38.846	88	1 LAP	1:28.670	4	46.114	1:27.343	88	1 LAP	1:29.270	96	3 LAPS	1:37.376
4	42.747	1:26.586	4	43.528	1:26.921	34	50.845	1:26.416	12	1 LAP	3:12.119P	17	2 LAPS	1:34.383
34	47.974	1:26.260	34	49.186	1:27.352	11	2 LAPS	1:38.566	4	47.450	1:27.636	88	1 LAP	1:28.911
38	1 LAP	1:32.076	11	2 LAPS	1:39.276	38	1 LAP	1:38.684	24	2 LAPS	1:34.329	4	50.238	1:27.196
66	2 LAPS	1:40.031	38	1 LAP	1:31.737	37	1 LAP	1:32.977	34	49.251	1:24.706	34	51.024	1:26.181
29	2 LAPS	1:37.476	66	2 LAPS	1:38.398	66	2 LAPS	1:38.447	11	2 LAPS	1:36.311	12	1 LAP	1:37.681
37	1 LAP	1:33.468	37	1 LAP	1:32.328				38	1 LAP	1:33.075	24	2 LAPS	1:35.394
25	2 LAPS	1:37.366	29	2 LAPS	1:36.998									
6	1:21.583	1:28.922	6	1:22.973	1:27.530									

# TMS Sports 2000 DURATEC Championship

## LAP CHART - RACE 1

(contd.)

Lap 21			Lap 22			Lap 23			Lap 24			Lap 25		
No	Behind	Laptime	No	Behind	Laptime	No	Behind	Laptime	No	Behind	Laptime	No	Behind	Laptime
2		1:24.150	2		1:24.458									
38	2 LAPS	1:32.950	38	2 LAPS	1:32.452									
11	3 LAPS	1:40.693	37	2 LAPS	1:33.642									
37	2 LAPS	1:32.135	11	3 LAPS	1:38.686									
66	3 LAPS	1:36.681	27	24.984	1:23.351									
27	26.091	1:24.582	6	1 LAP	1:27.336									
6	1 LAP	1:27.594	66	3 LAPS	1:38.468									
29	3 LAPS	1:39.454	29	3 LAPS	1:38.565									
25	3 LAPS	1:36.506	4	56.100	1:28.513									
88	1 LAP	1:29.377	88	1 LAP	1:33.760									
96	3 LAPS	1:35.305	25	3 LAPS	1:39.348									
4	52.045	1:25.957	17	2 LAPS	1:37.044									
17	2 LAPS	1:33.806	96	3 LAPS	1:40.566									
34	52.648	1:25.774	12	1 LAP	1:30.620									
12	1 LAP	1:30.325	24	2 LAPS	1:34.255									
24	2 LAPS	1:32.844												

# Matador Tyres Radical BiDuro Championship

## RACE CLASSIFICATION - RACE 2

POS	NO	CL	DRIVER	NAT	CAR	TIME	LAPS	GAP	MPH	BEST
1	90	SR	Jeremy FERGUSON		Radical SR4 Clubsport	20:19.677	14		80.66	1:25.713
2	2	C	Jonathan COOK		Radical Clubsport	20:20.760	14	1.083	80.59	1:25.139
3	55	SR	Mick HYDE		Radical SR4 Clubsport	20:24.211	14	4.534	80.36	1:26.301
4	96	SR	Alexander MORTIMER		Radical SR4 Clubsport	20:27.440	14	7.763	80.15	1:26.125
5	3	SR	Tony FREEMAN		Radical SR4 Clubsport	20:36.669	14	16.992	79.55	1:26.558
6	99	SR	David OLDROYD		Radical SR4 Clubsport	20:38.838	14	19.161	79.41	1:26.826
7	51	SR	Henry MORGAN		Radical SR4 Clubsport	20:44.026	14	24.349	79.08	1:26.827
8	21	C	Phil WAITE		Radical Clubsport	20:54.248	14	34.571	78.43	1:27.393
9	12	C	Tim JONES		Radical Clubsport	21:00.774	14	41.097	78.03	1:27.093
10	8	C	Mark SUTTERBY		Radical Clubsport	21:05.086	14	45.409	77.76	1:27.626
11	17	C	Tim GREAVES		Radical Clubsport	21:10.351	14	50.674	77.44	1:27.246
12	67	SR	Phillip ABBOTT		Radical SR4 Clubsport	21:11.732	14	52.055	77.36	1:25.976
13	7	C	Adrian MARDLIN		Radical Clubsport	21:15.116	14	55.439	77.15	1:27.640
14	22	C	Jim GREENFIELD		Radical Clubsport	21:22.013	14	1:02.336	76.73	1:28.446
15	89	SR	Chris STONEY		Radical SR4 Clubsport	21:39.104	14	1:19.427	75.73	1:30.379
16	35	C	Phillip GIBB		Radical Clubsport	21:39.963	14	1:20.286	75.68	1:28.685
17	14	C	Roger BROMILEY		Radical Clubsport	20:24.964	13	1 LAP	74.57	1:31.150
18	77	SR	James SAGGERS		Radical SR4 Clubsport	20:46.626	12	2 LAPS	67.64	1:26.762

### FASTEST LAP

2	C	Jonathan COOK	Radical Clubsport	1:25.139	12	82.53mph	132.83kph
90	SR	Jeremy FERGUSON	Radical SR4 Clubsport	1:25.713	12	81.98mph	131.94kph

Weather / Track : Cloudy / Damp

These results are provisional until the conclusion of any judicial and technical matters.

Snetterton

Circuit Length = 1.9520 miles.


Start: 14:08 End: 14:28

Clerk of Course	Timekeeper:
-----------------	-------------

# Matador Tyres Radical BiDuro Championship

## GRID - RACE 8

ROW 10	20	STOKES	
ROW 9	14	BROMILEY	77 SAGGERS
ROW 8	89	STONEY	35 GIBB
ROW 7	7	MARDLIN	22 GREENFIELD
ROW 6	17	GREAVES	67 ABBOTT
ROW 5	12	JONES	8 SUTTERBY
ROW 4	51	MORGAN	21 WAITE
ROW 3	3	FREEMAN	99 OLDROYD
ROW 2	55	HYDE	96 MORTIMER
ROW 1	90	FERGUSON	2 COOK
		<b>POLE</b>	



Weather / Track : Cloudy / Damp

These results are provisional until the conclusion of any judicial and technical matters.

Snetterton  
 Circuit Length = 1.9520 miles.  
 Start: 14:08 End: 14:28

Clerk of Course		Timekeeper:
-----------------	--	-------------

# Matador Tyres Radical BiDuro Championship

## LAP CHART - RACE 2

Lap 1			Lap 2			Lap 3			Lap 4			Lap 5		
No	Behind	Laptime	No	Behind	Laptime	No	Behind	Laptime	No	Behind	Laptime	No	Behind	Laptime
90		1:32.440	90		1:27.199	90		1:27.585	90		1:27.399	90		1:27.087
55	0.633	1:33.073	55	0.944	1:27.510	55	0.789	1:27.430	55	0.692	1:27.302	55	0.864	1:27.259
17	1.299	1:33.739	96	3.599	1:28.364	96	3.749	1:27.735	96	3.779	1:27.429	96	4.223	1:27.531
96	2.434	1:34.874	51	4.961	1:28.617	51	5.766	1:28.390	51	5.900	1:27.533	2	7.740	1:28.514
51	3.543	1:35.983	2	5.615	1:28.590	2	6.052	1:28.022	2	6.313	1:27.660	3	9.879	1:28.472
2	4.224	1:36.664	3	6.830	1:28.283	3	7.758	1:28.513	3	8.494	1:28.135	99	11.686	1:27.646
12	5.475	1:37.915	12	8.380	1:30.104	12	9.583	1:28.788	12	10.936	1:28.752	51	14.344	1:35.531
3	5.746	1:38.186	7	9.461	1:29.718	67	10.272	1:27.859	99	11.127	1:28.253	12	14.671	1:30.822
7	6.942	1:39.382	99	9.521	1:28.324	99	10.273	1:28.337	7	14.865	1:30.330	7	16.525	1:28.747
89	8.312	1:40.752	67	9.998	1:27.656	7	11.934	1:30.058	21	16.111	1:30.833	21	18.422	1:29.398
99	8.396	1:40.836	21	11.614	1:29.892	21	12.677	1:28.648	8	22.832	1:30.889	8	24.825	1:29.080
21	8.921	1:41.361	89	12.885	1:31.772	17	16.271	1:29.447	35	24.715	1:31.883	35	26.998	1:29.370
67	9.541	1:41.981	22	12.885	1:30.314	89	16.331	1:31.031	77	25.932	1:28.881	17	30.117	1:28.560
22	9.770	1:42.210	77	13.776	1:30.786	8	19.342	1:31.160	17	28.644	1:39.772	89	34.878	1:31.193
77	10.189	1:42.629	17	14.409	1:40.309	35	20.231	1:30.530	89	30.772	1:41.840	22	35.104	1:30.295
8	13.268	1:45.708	8	15.767	1:29.698	77	24.450	1:38.259	22	31.896	1:30.965	77	38.577	1:39.732
14	13.396	1:45.836	35	17.286	1:30.701	22	28.330	1:43.030	14	35.154	1:34.127	67	41.013	1:32.505
35	13.784	1:46.224	14	21.481	1:35.284	14	28.426	1:34.530	67	35.595	1:52.722	14	41.134	1:33.067

# Matador Tyres Radical BiDuro Championship

## LAP CHART - RACE 2

(contd.)

Lap 6			Lap 7			Lap 8			Lap 9			Lap 10		
No	Behind	Laptime	No	Behind	Laptime	No	Behind	Laptime	No	Behind	Laptime	No	Behind	Laptime
90		1:27.019	90		1:26.571	90		1:26.213	90		1:26.662	90		1:26.403
55	0.927	1:27.082	55	0.851	1:26.495	55	1.476	1:26.838	55	2.368	1:27.554	55	2.434	1:26.469
96	3.602	1:26.398	96	3.256	1:26.225	96	3.885	1:26.842	96	3.348	1:26.125	2	3.713	1:25.592
2	6.462	1:25.741	2	5.859	1:25.968	2	5.842	1:26.196	2	4.524	1:25.344	96	4.842	1:27.897
3	10.261	1:27.401	3	11.612	1:27.922	3	12.490	1:27.091	3	12.459	1:26.631	3	13.953	1:27.897
99	11.493	1:26.826	99	12.170	1:27.248	99	13.427	1:27.470	99	13.624	1:26.859	99	14.638	1:27.417
51	14.499	1:27.174	51	15.276	1:27.348	51	15.890	1:26.827	51	16.881	1:27.653	51	17.573	1:27.095
12	16.351	1:28.699	12	18.883	1:29.103	12	21.299	1:28.629	12	23.560	1:28.923	12	26.108	1:28.951
7	18.838	1:29.332	7	20.603	1:28.336	21	23.207	1:28.596	21	24.222	1:27.677	21	26.256	1:28.437
21	19.787	1:28.384	21	20.824	1:27.608	7	23.722	1:29.332	7	25.253	1:28.193	7	27.599	1:28.749
8	27.012	1:29.206	8	29.648	1:29.207	8	33.233	1:29.798	8	34.836	1:28.265	8	37.316	1:28.883
35	30.495	1:30.516	35	32.609	1:28.685	17	34.408	1:27.246	17	35.313	1:27.567	17	42.538	1:33.628
17	32.481	1:29.383	17	33.375	1:27.465	22	44.678	1:29.377	67	48.801	1:28.869	67	49.799	1:27.401
22	37.902	1:29.817	22	41.514	1:30.183	77	45.458	1:28.571	22	48.892	1:30.876	22	51.802	1:29.313
89	38.814	1:30.955	89	42.938	1:30.695	67	46.594	1:28.399	89	53.249	1:31.738	89	57.225	1:30.379
77	39.345	1:27.787	77	43.100	1:30.326	89	48.173	1:31.448	77	55.918	1:37.122	77	57.326	1:27.811
67	43.103	1:29.109	67	44.408	1:27.876	35	52.364	1:45.968	35	56.542	1:30.840	35	1:08.038	1:37.899
14	48.542	1:34.427	14	55.552	1:33.581	14	1:02.835	1:33.496	14	1:09.782	1:33.609	14	1:15.774	1:32.395

# Matador Tyres Radical BiDuro Championship

## LAP CHART - RACE 2

(contd.)

Lap 11			Lap 12			Lap 13			Lap 14			Lap 15		
No	Behind	Laptime	No	Behind	Laptime	No	Behind	Laptime	No	Behind	Laptime	No	Behind	Laptime
90		1:26.296	90		1:25.713	90		1:26.848	90		1:26.242			
55	2.892	1:26.754	2	2.583	1:25.139	2	1.581	1:25.846	2	1.083	1:25.744			
2	3.157	1:25.740	55	3.480	1:26.301	55	3.396	1:26.764	55	4.534	1:27.380			
96	6.016	1:27.470	96	7.457	1:27.154	96	7.567	1:26.958	14	1 LAP	1:31.694			
3	14.538	1:26.881	3	16.292	1:27.467	3	16.002	1:26.558	96	7.763	1:26.438			
99	15.857	1:27.515	99	17.430	1:27.286	99	18.530	1:27.948	3	16.992	1:27.232			
51	19.514	1:28.237	51	21.847	1:28.046	51	22.564	1:27.565	99	19.161	1:26.873			
12	26.905	1:27.093	12	29.397	1:28.205	21	32.546	1:29.923	51	24.349	1:28.027			
21	27.791	1:27.831	21	29.471	1:27.393	12	39.183	1:36.634	77	2 LAPS	3:47.960P			
7	29.923	1:28.620	7	31.850	1:27.640	8	43.491	1:28.174	21	34.571	1:28.267			
8	40.252	1:29.232	8	42.165	1:27.626	17	47.967	1:28.776	12	41.097	1:28.156			
17	44.273	1:28.031	17	46.039	1:27.479	67	52.321	1:27.074	8	45.409	1:28.160			
67	50.679	1:27.176	67	52.095	1:27.129	7	53.213	1:48.211	17	50.674	1:28.949			
22	53.952	1:28.446	22	57.139	1:28.900	22	59.704	1:29.413	67	52.055	1:25.976			
77	57.792	1:26.762	89	1:08.740	1:31.752	89	1:13.545	1:31.653	7	55.439	1:28.468			
89	1:02.701	1:31.772	35	1:15.524	1:29.404	35	1:17.634	1:28.958	22	1:02.336	1:28.874			
35	1:11.833	1:30.091	14	1:26.683	1:31.150				89	1:19.427	1:32.124			
14	1:21.246	1:31.768							35	1:20.286	1:28.894			

# ARP Formula 3 Championship

## RACE CLASSIFICATION - RACE 3

POS	NO	CL	DRIVER	NAT	CAR	TIME	LAPS	GAP	MPH	BEST
1	1	A	Richard MARSH		Dallara F398	25:55.127	20		90.37	1:13.491
2	17	A	James WINSLOW		Dallara F396	25:58.977	20	3.850	90.15	1:13.336
3	11	A	Shane KELLY		Dallara F397	26:18.799	20	23.672	89.02	1:12.772
4	6	A	Janine PAYNE		Dallara F300	26:45.949	20	50.822	87.51	1:15.809
5	12	A	Stuart WILTSHIRE		Dallara F301	27:01.803	20	1:06.676	86.65	1:14.426
6	36	B	Oliver ALLAN		Reynard 913	26:23.705	19	1 LAP	84.30	1:18.297
7	31	B	Daron BLAND		Reynard 903	26:46.787	19	1 LAP	83.09	1:15.522
8	38	B	Peter KALPAKIOTIS		Dallara 391	26:01.763	18	2 LAPS	80.99	1:20.913
9	7	A	Jon GRAY		Dallara F399	26:28.410	18	2 LAPS	79.63	1:12.937
NOT CLASSIFIED										
43	B		Nicholas ROBINSON		Dallara F392	15:26.647	11	D.N.F.	83.41	1:19.043
4	A		Keith BALDWIN		Dallara F300	2:53.146	2	D.N.F.	81.17	1:22.519
FASTEST LAP										
11	A		Shane KELLY		Dallara F397	1:12.772	19	96.56mph	155.40kph	
31	B		Daron BLAND		Reynard 903	1:15.522	18	93.04mph	149.74kph	

Weather / Track : Cloudy / Drying

These results are provisional until the conclusion of any judicial and technical matters.

Snetterton

Circuit Length = 1.9520 miles.

Start: 14:43 End: 15:09

Clerk of Course	Timekeeper:
-----------------	-------------



# ARP Formula 3 Championship

## LAP CHART - RACE 3

Lap 1			Lap 2			Lap 3			Lap 4			Lap 5		
No	Behind	Laptime	No	Behind	Laptime	No	Behind	Laptime	No	Behind	Laptime	No	Behind	Laptime
1		1:28.160	1		1:22.460	1		1:22.172	1		1:21.650	1		1:21.707
7	1.526	1:29.686	7	1.592	1:22.526	7	1.136	1:21.716	7	2.133	1:22.647	7	2.090	1:21.664
4	2.467	1:30.627	4	2.526	1:22.519	17	3.534	1:22.689	17	3.433	1:21.549	17	2.260	1:20.534
17	2.637	1:30.797	17	3.017	1:22.840	6	11.465	1:25.257	6	13.053	1:23.238	6	13.601	1:22.255
6	5.552	1:33.712	6	8.380	1:25.288	11	14.793	1:25.601	11	17.321	1:24.178	11	17.934	1:22.320
11	6.980	1:35.140	11	11.364	1:26.844	36	15.552	1:25.543	36	18.582	1:24.680	36	19.845	1:22.970
36	7.537	1:35.697	36	12.181	1:27.104	31	16.111	1:25.613	12	20.626	1:25.476	12	24.525	1:25.606
31	8.509	1:36.669	31	12.670	1:26.621	12	16.800	1:25.747	31	23.720	1:29.259	31	25.108	1:23.095
12	8.656	1:36.816	12	13.225	1:27.029	43	19.485	1:26.921	43	23.899	1:26.064	43	26.751	1:24.559
43	9.857	1:38.017	43	14.736	1:27.339	38	41.220	1:31.688	38	47.031	1:27.461	38	52.064	1:26.740
38	22.166	1:50.326	38	31.704	1:31.998									

# ARP Formula 3 Championship

## LAP CHART - RACE 3

(contd.)

Lap 6			Lap 7			Lap 8			Lap 9			Lap 10		
No	Behind	Laptime	No	Behind	Laptime	No	Behind	Laptime	No	Behind	Laptime	No	Behind	Laptime
1		1:19.715	1		1:18.799	1		1:18.480	1		1:17.551	1		1:17.362
17	4.355	1:21.810	17	4.622	1:19.066	17	3.965	1:17.823	17	3.043	1:16.629	17	1.921	1:16.240
7	4.477	1:22.102	7	6.380	1:20.702	7	14.837	1:26.937	6	21.621	1:20.668	38	1 LAP	1:26.248
6	14.620	1:20.734	6	16.508	1:20.687	6	18.504	1:20.476	11	23.815	1:18.175	6	22.578	1:18.319
11	19.640	1:21.421	11	21.825	1:20.984	11	23.191	1:19.846	31	31.680	1:19.560	11	23.746	1:17.293
36	23.089	1:22.959	36	26.575	1:22.285	36	29.012	1:20.917	36	34.742	1:23.281	36	38.804	1:21.424
31	27.632	1:22.239	31	28.931	1:20.098	31	29.671	1:19.220	43	37.408	1:20.416	43	39.548	1:19.502
43	30.094	1:23.058	43	32.524	1:21.229	43	34.543	1:20.499	12	42.610	1:21.465	12	46.288	1:21.040
12	30.893	1:26.083	12	34.975	1:22.881	12	38.696	1:22.201						
38	58.023	1:25.674	38	1:03.547	1:24.323	38	1:11.489	1:26.422						

# ARP Formula 3 Championship

## LAP CHART - RACE 3

(contd.)

Lap 11			Lap 12			Lap 13			Lap 14			Lap 15		
No	Behind	Laptime	No	Behind	Laptime	No	Behind	Laptime	No	Behind	Laptime	No	Behind	Laptime
1		1:15.789	1		1:15.486	1		1:14.730	1		1:15.345	1		1:14.677
17	1.417	1:15.285	17	2.225	1:16.294	17	2.894	1:15.399	17	1.694	1:14.145	17	1.617	1:14.600
7	2 LAPS	3:47.065P	38	1 LAP	1:25.381	11	29.211	1:19.663	11	28.285	1:14.419	11	27.212	1:13.604
38	1 LAP	1:24.844	7	2 LAPS	1:28.285	7	2 LAPS	1:20.804	7	2 LAPS	1:16.159	7	2 LAPS	1:15.605
6	23.807	1:17.018	11	24.278	1:15.650	6	32.418	1:19.795	6	34.758	1:17.685	6	35.890	1:15.809
11	24.114	1:16.157	6	27.353	1:19.032	38	1 LAP	1:26.808	31	1 LAP	1:17.212	31	1 LAP	1:16.199
31	1 LAP	2:28.390	31	1 LAP	1:18.823	31	1 LAP	1:18.375	38	1 LAP	1:23.072	38	1 LAP	1:21.409
36	41.959	1:18.944	36	44.770	1:18.297	36	49.467	1:19.427	36	52.791	1:18.669	36	57.983	1:19.869
43	42.802	1:19.043	12	53.871	1:19.683	12	57.662	1:18.521	12	59.861	1:17.544	12	1:01.238	1:16.054
12	49.674	1:19.175												

# ARP Formula 3 Championship

## LAP CHART - RACE 3

(contd.)

Lap 16			Lap 17			Lap 18			Lap 19			Lap 20		
No	Behind	Laptime	No	Behind	Laptime	No	Behind	Laptime	No	Behind	Laptime	No	Behind	Laptime
1		1:13.838	1		1:14.039	1		1:13.491	1		1:13.853	1		1:15.823
17	1.622	1:13.843	17	0.919	1:13.336	17	2.084	1:14.656	17	2.223	1:13.992	17	3.850	1:17.450
11	26.391	1:13.017	11	26.672	1:14.320	36	1 LAP	1:40.005	36	1 LAP	1:20.880	38	2 LAPS	1:23.929
7	2 LAPS	1:16.156	7	2 LAPS	1:15.383	11	26.795	1:13.614	11	25.714	1:12.772	11	23.672	1:13.781
6	38.421	1:16.369	6	40.541	1:16.159	7	2 LAPS	1:14.735	7	2 LAPS	1:13.301	36	1 LAP	1:21.054
31	1 LAP	1:16.227	31	1 LAP	1:18.189	6	44.205	1:17.155	6	48.389	1:18.037	7	2 LAPS	1:12.937
38	1 LAP	1:22.571	38	1 LAP	1:20.913	31	1 LAP	1:16.411	31	1 LAP	1:15.522	6	50.822	1:18.256
12	1:03.685	1:16.285	12	1:04.605	1:14.959	12	1:07.282	1:16.168	12	1:07.855	1:14.426	31	1 LAP	1:19.065
36	1:03.845	1:19.700				38	1 LAP	1:21.956				12	1:06.676	1:14.644

# Dunlop Radical Enduro Championship

## RACE CLASSIFICATION - RACE 4

POS	NO	CL	DRIVER	NAT	CAR	TIME	LAPS	GAP	MPH	BEST
1	96	SR	BARAZI/DUDFIELD		Radical SR3	43:10.278	32		86.81	1:08.738
2	51	SR	STILP/MOULTON		Radical SR3	43:12.053	32	1.775	86.75	1:09.620
3	68	SR	QUAIFE/MOSELEY		Radical SR3	43:13.160	32	2.882	86.71	1:08.901
4	90	SR	REDWOOD/ABBOTT		Radical SR3	43:13.417	32	3.139	86.70	1:09.153
5	59	SR	Paul THOMAS		Radical SR3	43:17.865	32	7.587	86.56	1:09.519
6	11	P	DOVE/PADMORE		Radical Prosport	43:18.650	32	8.372	86.53	1:09.986
7	34	P	MOORE/MOULTON		Radical Prosport	43:31.632	32	21.354	86.10	1:10.604
8	7	SR	Brendan DESCHAMPS		Radical SR3	43:31.846	32	21.568	86.09	1:10.451
9	77	SR	John STANLEY		Radical SR3	43:38.535	32	28.257	85.87	1:12.513
10	39	P	Mark SUTTERBY		Radical Prosport	43:38.981	32	28.703	85.86	1:12.473
11	20	P	KAISER/ASPINALL		Radical Prosport	43:16.128	31	1 LAP	83.91	1:09.611
12	22	P	FOSTER/POPPLEWELL		Radical Prosport	43:30.870	31	1 LAP	83.43	1:11.644
NOT CLASSIFIED										
50	P	WILLIAMS/PLUCK		Radical Prosport		38:35.116	28	D.N.F.	84.99	1:10.963
88	SR	James BAXTER		Radical SR3		43:57.391	24	N.C.F.	63.94	1:17.962
97	SR	Paul WARREN		Radical SR3		29:34.441	23	D.N.F.	91.08	1:09.492
66	SR	Andy DEMETRIOU		Radical SR3		22:30.646	17	D.N.F.	88.44	1:09.271
12	P	SUTHERLAND/GREEN		Radical Prosport		7:20.313	6	D.N.F.	95.75	1:11.258
FASTEST LAP										
96	SR	BARAZI/DUDFIELD		Radical SR3		1:08.738	24	102.23mph		164.52kph
20	P	KAISER/ASPINALL		Radical Prosport		1:09.611	21	100.95mph		162.46kph

Car 97 - Transponder incorrectly fitted  
Weather / Track : Cloudy / Dry

Snetterton  
Circuit Length = 1.9520 miles.  
Start: 15:28 End: 16:11

Clerk of Course	Timekeeper:
-----------------	-------------

# Dunlop Radical Enduro Championship

## LAP CHART - RACE 4

Lap 1			Lap 2			Lap 3			Lap 4			Lap 5		
No	Behind	Laptime	No	Behind	Laptime	No	Behind	Laptime	No	Behind	Laptime	No	Behind	Laptime
90		1:13.667	90		1:10.430	90		1:09.603	90		1:09.290	90		1:09.464
51	0.273	1:13.940	66	0.408	1:10.223	66	1.361	1:10.556	51	3.464	1:11.256	66	5.061	1:11.050
66	0.615	1:14.282	51	0.911	1:11.068	51	1.498	1:10.190	66	3.475	1:11.404	51	5.460	1:11.460
68	2.440	1:16.107	96	5.018	1:12.058	96	6.034	1:10.619	96	6.881	1:10.137	96	7.496	1:10.079
97	2.951	1:16.618	97	5.738	1:13.217	97	6.727	1:10.592	97	7.948	1:10.511	97	8.723	1:10.239
96	3.390	1:17.057	20	6.178	1:12.613	20	7.628	1:11.053	20	9.565	1:11.227	20	11.264	1:11.163
20	3.995	1:17.662	68	6.664	1:14.654	12	10.536	1:13.177	12	14.717	1:13.471	12	16.511	1:11.258
12	4.572	1:18.239	12	6.962	1:12.820	11	10.902	1:13.342	11	14.956	1:13.344	11	16.771	1:11.279
11	4.731	1:18.398	11	7.163	1:12.862	34	11.220	1:13.361	34	15.632	1:13.702	34	17.308	1:11.140
34	6.235	1:19.902	34	7.462	1:11.657	59	12.512	1:13.326	59	16.050	1:12.828	59	17.793	1:11.207
59	6.546	1:20.213	59	8.789	1:12.673	68	13.592	1:16.531	68	18.280	1:13.978	7	21.312	1:11.739
50	7.342	1:21.009	50	9.827	1:12.915	50	14.218	1:13.994	50	18.476	1:13.548	68	22.430	1:13.614
7	8.184	1:21.851	7	11.787	1:14.033	7	15.731	1:13.547	7	19.037	1:12.596	50	22.751	1:13.739
22	8.938	1:22.605	22	12.057	1:13.549	22	16.192	1:13.738	22	19.604	1:12.702	22	23.294	1:13.154
39	10.017	1:23.684	39	14.908	1:15.321	39	21.404	1:16.099	39	26.853	1:14.739	39	31.564	1:14.175
77	10.808	1:24.475	77	16.420	1:16.042	77	22.275	1:15.458	77	27.777	1:14.792	77	32.406	1:14.093
88	16.414	1:30.081	88	28.998	1:23.014	88	42.073	1:22.678	88	56.593	1:23.810	88	1:08.522	1:21.393

# Dunlop Radical Enduro Championship

## LAP CHART - RACE 4

(contd.)

Lap 6			Lap 7			Lap 8			Lap 9			Lap 10		
No	Behind	Laptime	No	Behind	Laptime	No	Behind	Laptime	No	Behind	Laptime	No	Behind	Laptime
90		1:09.153	90		1:09.945	90		1:09.955	66		1:09.709	7		1:48.771
66	6.553	1:10.645	66	6.822	1:10.214	66	6.823	1:09.956	96	0.705	1:09.600	20	1 LAP	1:48.682
51	6.787	1:10.480	51	6.852	1:10.010	51	7.327	1:10.430	97	4.304	1:10.118	51	1.804	1:49.129
96	7.904	1:09.561	96	7.806	1:09.847	96	7.637	1:09.786	59	14.412	1:10.064	90	2.668	1:44.456
97	9.747	1:10.177	97	10.232	1:10.430	97	10.718	1:10.441	34	18.286	1:10.632	11	22.305	1:33.339
12	18.706	1:11.348	20	1 LAP	2:25.224P	59	20.880	1:10.188	7	21.246	1:11.286	68	25.903	1:16.478
11	18.970	1:11.352	59	20.647	1:10.708	34	24.186	1:12.219	20	1 LAP	1:11.945	66	30.054	2:40.071P
34	19.506	1:11.351	11	21.866	1:12.841	11	24.456	1:12.545	51	22.692	1:31.897P	96	34.169	2:43.481P
59	19.884	1:11.244	34	21.922	1:12.361	20	1 LAP	1:18.869	50	24.049	1:10.963	97	36.001	2:41.714P
7	23.903	1:11.744	7	25.008	1:11.050	7	26.492	1:11.439	90	28.229	1:44.761P	59	38.795	2:34.400P
50	26.097	1:12.499	50	28.247	1:12.095	50	29.618	1:11.326	22	29.206	1:11.965	34	40.372	2:32.103P
68	27.349	1:14.072	68	29.101	1:11.697	68	30.277	1:11.131	77	42.352	1:12.897	50	41.527	2:27.495P
22	28.108	1:13.967	22	29.807	1:11.644	22	33.773	1:13.921	39	43.356	1:14.247	22	43.526	2:24.337P
39	36.755	1:14.344	39	41.168	1:14.358	39	45.641	1:14.428	11	58.983	1:51.059P	77	45.453	2:13.118P
77	37.239	1:13.986	77	41.589	1:14.295	77	45.987	1:14.353	68	1:19.442	2:05.697P	39	47.758	2:14.419P
												20	2:04.279	2:03.897

# Dunlop Radical Enduro Championship

## LAP CHART - RACE 4

(contd.)

Lap 11			Lap 12			Lap 13			Lap 14			Lap 15		
No	Behind	Laptime	No	Behind	Laptime	No	Behind	Laptime	No	Behind	Laptime	No	Behind	Laptime
51		2:03.175	51		1:43.769	51		1:11.023	51		1:10.280	51		1:10.390
90	0.476	2:02.787	90	0.526	1:43.819	90	0.694	1:11.191	90	1.038	1:10.624	68	1.318	1:10.569
11	1.413	1:44.087	11	1.297	1:43.653	11	1.071	1:10.797	68	1.139	1:10.323	90	1.958	1:11.310
68	2.349	1:41.425	68	2.291	1:43.711	68	1.096	1:09.828	11	1.668	1:10.877	96	2.118	1:09.697
96	2.730	1:33.540	96	3.101	1:44.140	66	3.515	1:11.244	96	2.811	1:09.537	88	7 LAPS	1:21.773
66	3.212	1:38.137	66	3.294	1:43.851	96	3.554	1:11.476	66	4.117	1:10.882	11	2.723	1:11.445
97	3.696	1:32.674	97	4.232	1:44.305	97	4.437	1:11.228	97	4.599	1:10.442	66	3.367	1:09.640
50	6.993	1:30.445	50	5.247	1:42.023	59	6.134	1:11.708	59	5.560	1:09.706	97	4.001	1:09.792
59	7.644	1:33.828	59	5.449	1:41.574	34	7.229	1:12.425	34	8.277	1:11.328	59	4.808	1:09.638
34	8.665	1:33.272	34	5.827	1:40.931	50	8.356	1:14.132	50	9.944	1:11.868	34	9.027	1:11.140
77	9.149	1:28.675	77	7.171	1:41.791	77	9.618	1:13.470	77	11.851	1:12.513	50	11.070	1:11.516
39	10.070	1:27.291	39	7.752	1:41.451	39	11.054	1:14.325	39	13.888	1:13.114	77	14.162	1:12.701
22	15.301	1:36.754	22	9.217	1:37.685	22	11.839	1:13.645	22	14.466	1:12.907	39	16.103	1:12.605
7	45.159	2:50.138P	7	22.840	1:21.450	7	23.272	1:11.455	7	24.678	1:11.686	22	18.284	1:14.208
20	1:43.383	1:44.083	88	6 LAPS	10:19.977P	88	6 LAPS	1:27.960	20	1:09.621	1:10.409	7	25.408	1:11.120
			20	1:10.563	1:10.949	20	1:09.492	1:09.952				20	1:09.353	1:10.122

# Dunlop Radical Enduro Championship

## LAP CHART - RACE 4

(contd.)

Lap 16			Lap 17			Lap 18			Lap 19			Lap 20		
No	Behind	Laptime	No	Behind	Laptime	No	Behind	Laptime	No	Behind	Laptime	No	Behind	Laptime
51		1:09.620	51		1:10.074	51		1:09.806	96		1:09.456	96		1:08.865
68	0.807	1:09.109	68	0.342	1:09.609	68	0.253	1:09.717	68	0.533	1:10.484	68	2.419	1:10.751
96	1.564	1:09.066	96	0.968	1:09.478	96	0.748	1:09.586	51	1.234	1:11.438	51	2.983	1:10.614
90	2.689	1:10.351	20	1 LAP	1:12.153	20	1 LAP	1:09.929	20	1 LAP	1:11.080	20	1 LAP	1:10.594
66	3.018	1:09.271	90	2.254	1:09.639	90	2.525	1:10.077	90	3.168	1:10.847	90	4.916	1:10.613
11	3.806	1:10.703	66	2.455	1:09.511	11	3.958	1:09.986	11	4.530	1:10.776	11	6.574	1:10.909
97	4.192	1:09.811	11	3.778	1:10.046	97	5.404	1:10.750	97	5.463	1:10.263	97	7.166	1:10.568
59	6.471	1:11.283	97	4.460	1:10.342	59	6.998	1:10.429	59	6.825	1:10.031	59	8.060	1:10.100
34	10.696	1:11.289	59	6.375	1:09.978	34	13.362	1:11.073	34	14.225	1:11.067	22	1 LAP	1:17.380
50	13.982	1:12.532	34	12.095	1:11.473	50	17.686	1:11.793	50	18.924	1:11.442	34	16.126	1:10.766
88	7 LAPS	1:23.953	50	15.699	1:11.791	77	24.010	1:13.554	77	26.677	1:12.871	50	21.618	1:11.559
77	17.060	1:12.518	77	20.262	1:13.276	39	25.154	1:12.888	39	27.564	1:12.614	77	30.443	1:12.631
39	19.233	1:12.750	39	22.072	1:12.913	7	31.962	1:13.172	7	33.086	1:11.328	39	31.172	1:12.473
22	22.266	1:13.602	88	7 LAPS	1:20.037	88	7 LAPS	1:20.886	88	7 LAPS	1:18.235	7	35.070	1:10.849
7	27.152	1:11.364	7	28.596	1:11.518	22	1:09.998	1:22.431				88	7 LAPS	1:17.962
			22	57.373	1:45.181P									

# Dunlop Radical Enduro Championship

## LAP CHART - RACE 4

(contd.)

Lap 21			Lap 22			Lap 23			Lap 24			Lap 25		
No	Behind	Laptime	No	Behind	Laptime	No	Behind	Laptime	No	Behind	Laptime	No	Behind	Laptime
96		1:09.486	96		1:09.875	96		1:10.065	96		1:08.738	96		1:10.497
68	2.401	1:09.468	68	1.619	1:09.093	68	1.099	1:09.545	68	1.262	1:08.901	68	0.748	1:09.983
51	3.493	1:09.996	51	3.948	1:10.330	88	8 LAPS	1:18.134	51	5.794	1:10.552	51	6.517	1:11.220
20	1 LAP	1:10.348	20	1 LAP	1:09.611	51	3.980	1:10.097	20	1 LAP	1:09.852	20	1 LAP	1:10.937
90	5.822	1:10.392	90	5.630	1:09.683	20	1 LAP	1:10.156	90	6.727	1:09.844	90	7.393	1:11.163
11	7.190	1:10.102	11	7.554	1:10.239	90	5.621	1:10.056	88	8 LAPS	1:19.121	59	14.466	1:12.199
97	7.676	1:09.996	97	8.522	1:10.721	11	7.529	1:10.040	59	12.764	1:12.895	88	8 LAPS	1:22.186
59	8.124	1:09.550	59	9.153	1:10.904	97	7.949	1:09.492	22	1 LAP	1:17.928	22	1 LAP	1:15.243
22	1 LAP	1:13.731	22	1 LAP	1:13.802	59	8.607	1:09.519	50	31.581	1:14.535	50	33.679	1:12.595
34	17.244	1:10.604	34	18.034	1:10.665	22	1 LAP	1:12.901	11	32.469	1:33.678	11	33.883	1:11.911
50	23.312	1:11.180	50	24.714	1:11.277	34	19.391	1:11.422	34	40.508	1:29.855	34	45.332	1:15.321
77	33.922	1:12.965	77	36.685	1:12.638	50	25.784	1:11.135	7	50.348	1:19.909	7	54.348	1:14.497
39	34.423	1:12.737	7	37.318	1:11.158	7	39.177	1:11.924	77	51.182	1:19.354	77	55.585	1:14.900
7	36.035	1:10.451	39	37.912	1:13.364	77	40.566	1:13.946	39	52.649	1:20.295	39	56.368	1:14.216
88	7 LAPS	1:18.190				39	41.092	1:13.245						

# Dunlop Radical Enduro Championship

## LAP CHART - RACE 4

(contd.)

Lap 26			Lap 27			Lap 28			Lap 29			Lap 30		
No	Behind	Laptime	No	Behind	Laptime	No	Behind	Laptime	No	Behind	Laptime	No	Behind	Laptime
96		2:07.357	96		2:34.544	96		2:02.952	96		1:10.793	96		1:09.345
68	0.785	2:07.394	68	2.006	2:35.765	68	0.515	2:01.461	51	0.579	1:10.518	51	1.639	1:10.405
51	1.316	2:02.156	51	2.591	2:35.819	51	0.854	2:01.215	68	2.147	1:12.425	68	2.281	1:09.479
20	1 LAP	2:02.669	20	1 LAP	2:36.206	20	1 LAP	2:00.915	90	2.443	1:11.202	90	2.790	1:09.692
90	2.756	2:02.720	90	4.609	2:36.397	90	2.034	2:00.377	20	1 LAP	1:13.055	20	1 LAP	1:10.691
59	3.536	1:56.427	59	5.518	2:36.526	59	2.009	1:59.443	59	4.118	1:12.902	59	5.630	1:10.857
88	8 LAPS	1:47.824	88	8 LAPS	2:36.901	88	8 LAPS	2:00.657	11	5.753	1:11.671	11	6.580	1:10.172
22	1 LAP	1:38.722	22	1 LAP	2:37.386	22	1 LAP	1:59.802	22	1 LAP	1:14.784	22	1 LAP	1:13.799
50	5.128	1:38.806	50	8.375	2:37.791	50	4.536	1:59.113	34	10.215	1:15.533	34	14.451	1:13.581
11	5.783	1:39.257	11	9.377	2:38.138	11	4.875	1:58.450	77	13.227	1:17.021	77	17.959	1:14.077
34	7.106	1:29.131	34	10.428	2:37.866	34	5.475	1:57.999	39	14.089	1:17.230	39	18.768	1:14.024
7	8.703	1:21.712	7	12.400	2:38.241	7	6.208	1:56.760	7	15.621	1:20.206	7	19.073	1:12.797
77	11.343	1:23.115	77	13.440	2:36.641	77	6.999	1:56.511	88	8 LAPS	1:26.654	88	8 LAPS	1:19.152
39	11.812	1:22.801	39	14.194	2:36.926	39	7.652	1:56.410						

# Dunlop Radical Enduro Championship


## LAP CHART - RACE 4

(contd.)

Lap 31			Lap 32			Lap 33			Lap 34			Lap 35		
No	Behind	Laptime	No	Behind	Laptime	No	Behind	Laptime	No	Behind	Laptime	No	Behind	Laptime
96		1:09.891	96		1:09.669									
51	1.522	1:09.774	51	1.775	1:09.922									
68	2.109	1:09.719	68	2.882	1:10.442									
90	2.407	1:09.508	90	3.139	1:10.401									
20	1 LAP	1:10.156	20	1 LAP	1:09.926									
59	7.166	1:11.427	59	7.587	1:10.090									
11	7.658	1:10.969	11	8.372	1:10.383									
22	1 LAP	1:13.440	22	1 LAP	1:13.957									
34	17.635	1:13.075	34	21.354	1:13.388									
7	20.051	1:10.869	7	21.568	1:11.186									
77	22.910	1:14.842	77	28.257	1:15.016									
39	23.466	1:14.589	39	28.703	1:14.906									
88	8 LAPS	1:18.533	88	8 LAPS	1:18.280									

# Dunlop Radical Enduro Championship

## GRID - RACE 13

ROW 9	12	SUTHERLAND/GREEN	
ROW 8	97	WARREN	66 DEMETRIOU
ROW 7	50	WILLIAMS/PLUCK	88 BAXTER
ROW 6	20	KAISER/ASPINALL	22 FOSTER/POPPELWELL
ROW 5	77	STANLEY	39 SUTTERBY
ROW 4	34	MOORE/MOULTON	7 DESCHAMPS
ROW 3	59	THOMAS	11 DOVE/PADMORE
ROW 2	68	QUAIFE/MOSELEY	90 REDWOOD/ABBOTT
ROW 1	96	BARAZI/DUDFIELD	51 STILP/MOULTON
<b>POLE 1:08.738</b>			
			

Weather / Track : Cloudy / Dry

Snetterton  
Circuit Length = 1.9520 miles.  
Start: 15:28 End: 16:11

Clerk of Course		Timekeeper:
-----------------	--	-------------

# SRCC Sports 2000 Championship

## RACE CLASSIFICATION - RACE 5

POS	NO	CL	DRIVER	NAT	CAR	TIME	LAPS	GAP	MPH	BEST
1	15	A	Guy ELLIS		Carbir	25:39.812	20		91.27	1:15.223
2	28	B	David FLORY		Lola T598	25:48.749	20	8.937	90.74	1:15.220
3	39	A	Mike TURNER		Lola T88/90	26:12.898	20	33.086	89.35	1:16.595
4	4	A	Rupert RUSSELL		Van Diemen RF94	26:26.513	20	46.701	88.58	1:15.814
5	20	H	Keith NORMAN		Tiga SC80	26:41.738	20	1:01.926	87.74	1:16.838
6	7	B	Mike BOHLING		Shrike P15	26:42.140	20	1:02.328	87.72	1:18.438
7	31	H	Neil DUKE		Tiga SC79	26:45.554	20	1:05.742	87.53	1:18.213
8	3	A	Colin FEYERABEND		Lola T90/90	26:51.290	20	1:11.478	87.22	1:18.483
9	99	H	Martin ELLIS		Royale S2000M	26:56.473	20	1:16.661	86.94	1:19.378
10	8	A	David HOUGHTON		Van Diemen RFSC02	27:00.953	20	1:21.141	86.70	1:19.222
11	18	B	Steve MORRIS		Shrike P15	25:48.086	19	1 LAP	86.24	1:19.504
12	83	A	Charles SCAMMELL		Tiga SC87	26:00.503	19	1 LAP	85.56	1:19.087
13	45	H	Stratton MACKAY		Royale S2000M	26:18.616	19	1 LAP	84.57	1:20.402
14	82	H	David WHITHAM		Lola T-592 S	26:28.539	19	1 LAP	84.05	1:20.611
15	25	H	Mark MARSH		Lola T-590	26:28.614	19	1 LAP	84.04	1:20.808
16	49	H	Gary MARSH		Tiga SC81	26:29.437	19	1 LAP	84.00	1:21.732
17	37	H	Anthony BETHWAITE		Robinson R51A	27:03.495	19	1 LAP	82.24	1:22.683
18	26	B	Graham STOTEN		Lola T86/90	25:48.066	18	8.254	81.70	1:20.991
19	96	H	Mira FEYERABEND		Tiga SC79	25:59.927	18	20.115	81.08	1:24.068
20	76	A	Dave PETHYBRIDGE		CSR MK1	26:09.101	18		80.61	1:24.430
21	29	H	Allan GIBBINS		Lola T-590	26:20.453	18	11.352	80.03	1:25.147
22	11	B	Paul CROCKER		Shrike P15	25:41.464	17	1 LAP	77.49	1:28.196

### NOT CLASSIFIED

47	A	James BARCLAY		Swift DB2	23:36.614	18	D.N.F.	89.29	1:16.673
77	B	Barry PHILLIPS		Tiga SC83	25:25.386	18	D.N.F.	82.92	1:21.836
56	H	Tony MARYON		Lola T-492	22:58.865	17	D.N.F.	86.63	1:18.633
66	B	Tim PERRY		Shrike P15	19:15.264	13	D.N.F.	79.07	1:26.211
17	A	Mike JOHNS		Van Dieman RF02	13:07.388	7	D.N.F.	62.47	1:20.111
38	H	Paul TICKNET		Tiga SC79		0	D.N.F.	N/A	

### FASTEST LAP

28	B	David FLORY		Lola T598	1:15.220	6	93.42mph	150.34kph
15	A	Guy ELLIS		Carbir	1:15.223	6	93.41mph	150.34kph
20	H	Keith NORMAN		Tiga SC80	1:16.838	15	91.45mph	147.18kph

Weather / Track : Bright / Dry  
 These results are provisional until the conclusion of any judicial and technical matters.

Snetterton  
 Circuit Length = 1.9520 miles.  
 Start: 16:36 End: 17:01

Clerk of Course	Timekeeper:
-----------------	-------------

# SRCC Sports 2000 Championship

## LAP CHART - RACE 5

Lap 1			Lap 2			Lap 3			Lap 4			Lap 5		
No	Behind	Laptime	No	Behind	Laptime	No	Behind	Laptime	No	Behind	Laptime	No	Behind	Laptime
28		1:22.956	28		1:17.157	28		1:16.205	28		1:15.987	28		1:15.816
15	0.682	1:23.638	15	0.987	1:17.462	15	0.687	1:15.905	15	0.853	1:16.153	15	0.490	1:15.453
20	3.408	1:26.364	20	4.540	1:18.289	20	6.593	1:18.258	47	8.882	1:17.506	47	10.253	1:17.187
39	5.401	1:28.357	47	6.534	1:18.260	47	7.363	1:17.034	20	9.382	1:18.776	20	11.601	1:18.035
47	5.431	1:28.387	39	8.378	1:20.134	39	11.391	1:19.218	39	13.737	1:18.333	39	15.713	1:17.792
31	5.668	1:28.624	31	9.777	1:21.266	31	13.310	1:19.738	31	17.354	1:20.031	31	21.885	1:20.347
3	6.398	1:29.354	3	11.160	1:21.919	7	15.313	1:19.971	7	19.155	1:19.829	7	22.445	1:19.106
7	6.610	1:29.566	7	11.547	1:22.094	3	16.800	1:21.845	3	21.175	1:20.362	3	25.074	1:19.715
99	6.943	1:29.899	99	11.878	1:22.092	99	17.431	1:21.758	99	21.835	1:20.391	99	25.765	1:19.746
83	7.860	1:30.816	18	12.853	1:21.684	18	17.747	1:21.099	18	22.420	1:20.660	18	26.405	1:19.801
18	8.326	1:31.282	83	13.557	1:22.854	17	18.609	1:20.897	17	22.798	1:20.176	17	27.093	1:20.111
8	9.091	1:32.047	17	13.917	1:21.487	8	19.885	1:21.362	8	23.919	1:20.021	8	27.325	1:19.222
17	9.587	1:32.543	8	14.728	1:22.794	83	20.194	1:22.842	83	24.658	1:20.451	83	28.361	1:19.519
77	11.151	1:34.107	26	16.775	1:22.590	56	23.528	1:21.508	56	27.271	1:19.730	56	30.892	1:19.437
26	11.342	1:34.298	56	18.225	1:21.658	26	23.746	1:23.176	26	30.577	1:22.818	26	39.443	1:24.682
82	13.131	1:36.087	77	18.826	1:24.832	77	26.727	1:24.106	25	34.360	1:21.672	25	39.832	1:21.288
37	13.628	1:36.584	37	20.846	1:24.375	37	28.141	1:23.500	37	35.301	1:23.147	4	41.565	1:20.256
56	13.724	1:36.680	82	22.122	1:26.148	25	28.675	1:22.129	82	35.943	1:22.512	37	43.090	1:23.605
49	14.493	1:37.449	25	22.751	1:24.551	82	29.418	1:23.501	77	36.985	1:26.245	82	44.183	1:24.056
25	15.357	1:38.313	49	23.549	1:26.213	49	30.240	1:22.896	49	37.124	1:22.871	49	44.951	1:23.643
96	16.908	1:39.864	45	25.116	1:25.186	45	32.606	1:23.695	4	37.125	1:17.863	77	46.246	1:25.077
45	17.087	1:40.043	96	25.443	1:25.692	96	34.850	1:25.612	45	39.264	1:22.645	45	46.306	1:22.858
76	17.291	1:40.247	76	26.695	1:26.561	4	35.249	1:18.231	96	45.543	1:26.680	96	55.893	1:26.166
29	18.745	1:41.701	29	29.097	1:27.509	76	36.797	1:26.307	76	46.155	1:25.345	76	55.963	1:25.624
66	19.300	1:42.256	66	29.781	1:27.638	66	41.055	1:27.479	66	51.849	1:26.781	66	1:05.179	1:29.146
11	21.013	1:43.969	11	32.842	1:28.986	29	41.689	1:28.797	29	53.665	1:27.963	29	1:06.479	1:28.630
4	29.089	1:52.045	4	33.223	1:21.291	11	45.734	1:29.097	11	58.461	1:28.714	11	1:11.208	1:28.563

# SRCC Sports 2000 Championship

## LAP CHART - RACE 5

(contd.)

Lap 6			Lap 7			Lap 8			Lap 9			Lap 10		
No	Behind	Laptime	No	Behind	Laptime	No	Behind	Laptime	No	Behind	Laptime	No	Behind	Laptime
28		1:15.220	15		1:16.811	15		1:15.608	15		1:16.211	15		1:15.473
15	0.493	1:15.223	28	0.504	1:17.808	28	0.374	1:15.478	28	0.408	1:16.245	28	0.257	1:15.322
20	14.225	1:17.844	66	1 LAP	1:29.615	66	1 LAP	1:26.376	76	1 LAP	1:25.646	76	1 LAP	1:25.477
47	15.321	1:20.288	29	1 LAP	1:28.724	29	1 LAP	1:26.644	96	1 LAP	1:27.044	17	3 LAPS	3:45.521P
39	18.154	1:17.661	11	1 LAP	1:31.898	20	16.695	1:17.488	20	20.040	1:19.556	96	1 LAP	1:24.696
31	26.267	1:19.602	20	14.815	1:17.894	47	18.242	1:17.366	47	23.500	1:21.469	20	22.433	1:17.866
7	26.571	1:19.346	47	16.484	1:18.467	39	20.145	1:17.537	39	23.924	1:19.990	47	25.592	1:17.565
3	29.437	1:19.583	39	18.216	1:17.366	11	1 LAP	1:30.632	29	1 LAP	1:27.235	39	26.414	1:17.963
99	30.240	1:19.695	17	1 LAP	2:26.653P	31	30.679	1:18.490	66	1 LAP	1:29.002	29	1 LAP	1:26.619
18	30.689	1:19.504	31	27.797	1:18.834	7	31.052	1:18.650	31	34.523	1:20.055	66	1 LAP	1:26.900
8	32.261	1:20.156	7	28.010	1:18.743	3	34.662	1:19.039	7	34.792	1:19.951	7	38.448	1:19.129
83	32.897	1:19.756	3	31.231	1:19.098	99	36.172	1:19.466	3	38.496	1:20.045	31	39.001	1:19.951
56	34.305	1:18.633	99	32.314	1:19.378	8	38.622	1:19.936	99	39.494	1:19.533	3	42.787	1:19.764
4	43.840	1:17.495	18	33.614	1:20.229	18	39.298	1:21.292	11	1 LAP	1:31.288	99	44.130	1:20.109
25	47.103	1:22.491	8	34.294	1:19.337	56	39.524	1:18.972	8	42.791	1:20.380	8	46.937	1:19.619
26	47.597	1:23.374	83	34.680	1:19.087	83	40.515	1:21.443	56	42.967	1:19.654	56	47.119	1:19.625
37	50.969	1:23.099	56	36.160	1:19.159	4	44.740	1:16.897	18	43.446	1:20.359	83	47.913	1:19.580
82	51.227	1:22.264	4	43.451	1:16.915	25	56.649	1:21.650	83	43.806	1:19.502	4	48.882	1:18.906
49	51.598	1:21.867	25	50.607	1:20.808	26	1:02.475	1:22.619	4	45.449	1:16.920	18	49.837	1:21.864
77	54.622	1:23.596	26	55.464	1:25.171	82	1:03.241	1:22.715	25	1:02.909	1:22.471	11	1 LAP	1:31.421
45	57.464	1:26.378	82	56.134	1:22.211	37	1:03.596	1:22.856	82	1:08.733	1:21.703	25	1:09.211	1:21.775
76	1:05.173	1:24.430	37	56.348	1:22.683	49	1:04.674	1:23.313	26	1:09.552	1:23.288	82	1:13.871	1:20.611
96	1:05.970	1:25.297	49	56.969	1:22.675	77	1:06.691	1:21.836	49	1:10.195	1:21.732	26	1:15.614	1:21.535
			77	1:00.463	1:23.145	45	1:07.129	1:20.536	45	1:11.320	1:20.402			
			45	1:02.201	1:22.041				37	1:11.433	1:24.048			
			76	1:12.865	1:24.996				77	1:14.612	1:24.132			
			96	1:14.202	1:25.536									

# SRCC Sports 2000 Championship LAP CHART - RACE 5

(contd.)

Lap 11			Lap 12			Lap 13			Lap 14			Lap 15		
No	Behind	Laptime	No	Behind	Laptime	No	Behind	Laptime	No	Behind	Laptime	No	Behind	Laptime
15		1:15.887	15		1:16.152	15		1:17.940	15		1:17.103	15		1:17.506
28	0.899	1:16.529	28	0.998	1:16.251	11	2 LAPS	1:28.196	28	12.463	1:16.923	66	2 LAPS	1:27.081
49	1 LAP	1:22.519	82	1 LAP	1:22.999	25	1 LAP	1:28.899	11	2 LAPS	1:28.407	28	11.204	1:16.247
45	1 LAP	1:22.093	26	1 LAP	1:22.198	45	1 LAP	1:21.265	45	1 LAP	1:21.242	45	1 LAP	1:20.793
37	1 LAP	1:24.732	45	1 LAP	1:21.535	26	1 LAP	1:23.486	26	1 LAP	1:22.749	26	1 LAP	1:20.991
77	1 LAP	1:24.976	49	1 LAP	1:23.079	82	1 LAP	1:25.558	25	1 LAP	1:24.648	25	1 LAP	1:21.997
20	25.890	1:19.344	37	1 LAP	1:25.451	28	12.643	1:29.585	82	1 LAP	1:23.607	82	1 LAP	1:21.988
76	1 LAP	1:26.436	77	1 LAP	1:23.374	49	1 LAP	1:22.362	49	1 LAP	1:24.511	49	1 LAP	1:21.894
39	27.979	1:17.452	20	27.284	1:17.546	37	1 LAP	1:24.488	37	1 LAP	1:24.510	11	2 LAPS	1:29.730
96	1 LAP	1:25.337	39	29.974	1:18.147	77	1 LAP	1:23.769	20	28.231	1:18.571	20	27.563	1:16.838
47	28.324	1:18.619	47	30.402	1:18.230	20	26.763	1:17.419	39	28.636	1:17.110	39	27.965	1:16.835
7	43.263	1:20.702	76	1 LAP	1:25.731	39	28.629	1:16.595	47	29.033	1:17.001	47	29.379	1:17.852
31	45.194	1:22.080	96	1 LAP	1:25.462	47	29.135	1:16.673	77	1 LAP	1:28.055	37	1 LAP	1:24.658
29	1 LAP	1:27.269	7	45.549	1:18.438	76	1 LAP	1:26.601	7	49.735	1:19.794	77	1 LAP	1:23.188
3	47.965	1:21.065	31	48.042	1:19.000	96	1 LAP	1:26.526	4	51.394	1:17.414	4	50.762	1:16.874
99	48.924	1:20.681	3	52.509	1:20.696	7	47.044	1:19.435	76	1 LAP	1:25.519	7	52.242	1:20.013
4	50.728	1:17.733	4	52.591	1:18.015	31	50.216	1:20.114	31	54.272	1:21.159	31	54.979	1:18.213
66	1 LAP	1:29.588	99	53.884	1:21.112	4	51.083	1:16.432	96	1 LAP	1:25.447	3	57.196	1:19.856
8	51.103	1:20.053	8	55.381	1:20.430	3	53.052	1:18.483	3	54.846	1:18.897	99	1:01.544	1:20.621
56	51.291	1:20.059	56	55.788	1:20.649	99	55.605	1:19.661	99	58.429	1:19.927	8	1:02.022	1:20.165
83	51.945	1:19.919	83	56.056	1:20.263	8	57.134	1:19.693	8	59.363	1:19.332	56	1:02.181	1:20.025
18	54.635	1:20.685	18	58.281	1:19.798	56	57.308	1:19.460	56	59.662	1:19.457	76	1 LAP	1:27.142
11	1 LAP	1:28.357	29	1 LAP	1:27.219	18	1:01.108	1:20.767	18	1:05.078	1:21.073	96	1 LAP	1:27.332
25	1:15.095	1:21.771	66	1 LAP	1:27.191	29	1 LAP	1:25.756	29	1 LAP	1:25.186	18	1:08.083	1:20.511
						66	1 LAP	1:26.211	83	1:17.434	1:21.180			
						83	1:13.357	1:35.241						

# SRCC Sports 2000 Championship LAP CHART - RACE 5

(contd.)

Lap 16			Lap 17			Lap 18			Lap 19			Lap 20		
No	Behind	Laptime	No	Behind	Laptime	No	Behind	Laptime	No	Behind	Laptime	No	Behind	Laptime
15		1:16.463	15		1:17.073	15		1:18.201	15		1:17.739	15		1:17.811
83	1 LAP	1:21.422	83	1 LAP	1:20.352	18	1 LAP	1:22.975	26	2 LAPS	1:28.221	11	3 LAPS	1:30.669
29	2 LAPS	1:25.798	28	11.131	1:17.031	76	2 LAPS	1:27.668	18	1 LAP	1:21.402	26	2 LAPS	1:25.374
28	11.173	1:16.432	29	2 LAPS	1:25.773	96	2 LAPS	1:27.619	28	8.803	1:16.789	18	1 LAP	1:20.836
45	1 LAP	1:21.394	45	1 LAP	1:21.000	28	9.753	1:16.823	96	2 LAPS	1:24.068	28	8.937	1:17.945
82	1 LAP	1:21.766	39	32.444	1:18.463	83	1 LAP	1:22.188	76	2 LAPS	1:29.409	96	2 LAPS	1:26.407
25	1 LAP	1:23.330	20	33.155	1:19.085	29	2 LAPS	1:27.236	83	1 LAP	1:22.475	83	1 LAP	1:21.613
49	1 LAP	1:22.840	47	33.225	1:18.554	45	1 LAP	1:21.236	39	33.157	1:19.628	76	2 LAPS	1:30.448
39	31.054	1:19.552	82	1 LAP	1:23.088	39	31.268	1:17.025	29	2 LAPS	1:27.247	39	33.086	1:17.740
20	31.143	1:20.043	25	1 LAP	1:23.468	47	32.352	1:17.328	45	1 LAP	1:21.497	45	1 LAP	1:22.777
47	31.744	1:18.828	49	1 LAP	1:23.153	82	1 LAP	1:22.429	82	1 LAP	1:21.569	29	2 LAPS	1:25.147
26	1 LAP	1:34.629	4	50.093	1:17.053	25	1 LAP	1:23.490	25	1 LAP	1:21.312	4	46.701	1:17.782
11	2 LAPS	1:29.668	37	1 LAP	1:25.647	49	1 LAP	1:22.271	49	1 LAP	1:21.839	82	1 LAP	1:23.727
37	1 LAP	1:24.100	77	1 LAP	1:25.007	4	48.578	1:16.686	4	46.730	1:15.891	25	1 LAP	1:22.551
77	1 LAP	1:22.557	11	2 LAPS	1:32.179	77	1 LAP	1:24.266	7	1:00.965	1:18.891	49	1 LAP	1:22.310
4	50.113	1:15.814	7	57.484	1:18.998	20	58.862	1:43.908	20	1:01.511	1:20.388	20	1:01.926	1:18.226
7	55.559	1:19.780	31	59.458	1:18.788	7	59.813	1:20.530	77	1 LAP	1:23.118	7	1:02.328	1:19.174
31	57.743	1:19.227	3	1:02.168	1:19.721	31	1:02.245	1:20.988	31	1:03.612	1:19.106	31	1:05.742	1:19.941
3	59.520	1:18.787	99	1:08.046	1:20.154	37	1 LAP	1:29.679	3	1:09.210	1:22.372	3	1:11.478	1:20.079
99	1:04.965	1:19.884	26	1 LAP	1:46.867	3	1:04.577	1:20.610	99	1:13.427	1:21.007	99	1:16.661	1:21.045
8	1:05.735	1:20.176	8	1:09.181	1:20.519	11	2 LAPS	1:29.690	37	1 LAP	1:29.736	8	1:21.141	1:22.028
56	1:06.423	1:20.705	56	1:12.804	1:23.454	99	1:10.159	1:20.314	8	1:16.924	1:22.853	37	1 LAP	1:26.597
76	1 LAP	1:25.514				8	1:11.810	1:20.830						
96	1 LAP	1:25.142												
18	1:13.885	1:22.265												

# Stafford Land Rover Super Coupe Cup Gp1

## RACE CLASSIFICATION - RACE 6

POS	NO	CL	DRIVER	NAT	CAR	TIME	LAPS	GAP	MPH	BEST
1	52	T	Dave NIXON		Rover 220 Turbo	20:57.553	15		83.82	1:22.816
2	6	M	Phillip LATCHFORD		Volkswagen Vento VR6	20:57.970	15	0.417	83.79	1:22.662
3	20	T	Richard BUCKLEY		Rover 220 Turbo	21:03.622	15	6.069	83.41	1:22.560
4	15	T	Nigel AINGE		Rover 220 Turbo	21:04.377	15	6.824	83.36	1:23.028
5	3	H	Steve ALDERTON		Honda CRX	21:07.150	15	9.597	83.18	1:23.617
6	7	P	Ray BYFORD		Proton Coupe	21:08.398	15	10.845	83.10	1:23.473
7	78	H	Steve HALL		Honda CRX	21:20.761	15	23.208	82.30	1:23.917
8	17	H	Ben HALL		Honda CRX	21:34.095	15	36.542	81.45	1:24.254
9	36	T	Jason HOLMES		Rover 220 Turbo	21:34.911	15	37.358	81.40	1:24.290
10	12	V	Paul OVERTON		Vauxhall Vectra	21:36.928	15	39.375	81.27	1:24.450
11	22	H	Dennis BUNNING		Honda CRX	21:49.988	15	52.435	80.46	1:25.439
12	46	R	Martin WARD		Rover 216 GTi	21:56.692	15	59.139	80.05	1:26.023
13	80	R	Matthew SPEAKMAN		Rover 216 GTi	21:57.092	15	59.539	80.03	1:26.235
14	33	R	Martin YOUNG		Rover 216 GTi	22:00.130	15	1:02.577	79.84	1:26.001
15	99	O	Richard PERKS		Honda Civic	22:15.538	15	1:17.985	78.92	1:27.433
16	25	H	Stuart LEVERS		Honda CRX	22:21.525	15	1:23.972	78.57	1:26.526
17	57	R	John HOLT		Rover 216 GTi	21:04.047	14	1 LAP	77.83	1:28.357
18	63	P	Phillip BURTON		Proton Coupe	21:36.570	14	1 LAP	75.87	1:27.000
19	55	O	Adam PALMER		Renault 5 GT Turbo	21:45.453	14	1 LAP	75.36	1:30.460
20	30	H	Mark BAILEY		Honda CRX	21:47.467	14	1 LAP	75.24	1:30.592
21	8	H	Simon ROE		Honda CRX	21:58.397	14	1 LAP	74.62	1:27.911
22	28	R	Dan JONES		Rover 216 GTi	22:00.030	14	1 LAP	74.52	1:28.827

### NOT CLASSIFIED

77	T	Danny MILLS		Rover 220 Turbo	14:04.804	10	D.N.F.	83.18	1:22.268
83	R	Andy SETTERFIELD		Rover 216 GTi	12:55.739	8	D.N.F.	72.47	1:32.337
1	P	Martin BYFORD		Proton Coupe	5:41.252	4	D.N.F.	82.37	1:24.271
5	R	Dean CLEMENTS		Rover 216 GTi	4:25.850	3	D.N.F.	79.29	1:25.227

### FASTEST LAP

77	T	Danny MILLS		Rover 220 Turbo	1:22.268	8	85.41mph	137.46kph
6	M	Phillip LATCHFORD		Volkswagen Vento VR6	1:22.662	12	85.01mph	136.81kph
7	P	Ray BYFORD		Proton Coupe	1:23.473	13	84.18mph	135.48kph
3	H	Steve ALDERTON		Honda CRX	1:23.617	4	84.04mph	135.24kph
12	V	Paul OVERTON		Vauxhall Vectra	1:24.450	4	83.21mph	133.91kph
5	R	Dean CLEMENTS		Rover 216 GTi	1:25.227	3	82.45mph	132.69kph
99	O	Richard PERKS		Honda Civic	1:27.433	4	80.37mph	129.34kph

Cars 22 & 80 - Transponders not working

Weather / Track : Bright / Dry

These results are provisional until the conclusion of any judicial and technical matters.

Snetterton


Circuit Length = 1.9520 miles.

Start: 17:17 End: 17:38

Clerk of Course	Timekeeper:
-----------------	-------------

# Stafford Land Rover Super Coupe Cup Gp1

## GRID - RACE 7

ROW 13	1 BYFORD	5 CLEMENTS
ROW 12	77 MILLS	83 SETTERFIELD
ROW 11	8 ROE	28 JONES
ROW 10	55 PALMER	30 BAILEY
ROW 9	57 HOLT	63 BURTON
ROW 8	99 PERKS	25 LEVERS
ROW 7	80 SPEAKMAN	33 YOUNG
ROW 6	22 BUNNING	46 WARD
ROW 5	36 HOLMES	12 OVERTON
ROW 4	78 HALL	17 HALL
ROW 3	3 ALDERTON	7 BYFORD
ROW 2	20 BUCKLEY	15 AINGE
ROW 1	52 NIXON	6 LATCHFORD
<b>POLE</b>		
		

Weather / Track : Bright / Dry  
 These results are provisional until the conclusion of any judicial and technical matters.

Snetterton  
 Circuit Length = 1.9520 miles.  
 Start: 17:17 End: 17:38

Clerk of Course		Timekeeper:
-----------------	--	-------------

# Stafford Land Rover Super Coupe Cup Gp1

## LAP CHART - RACE 6

Lap 1			Lap 2			Lap 3			Lap 4			Lap 5		
No	Behind	Laptime	No	Behind	Laptime	No	Behind	Laptime	No	Behind	Laptime	No	Behind	Laptime
52		1:26.356	52		1:24.410	52		1:24.008	52		1:24.105	52		1:24.394
1	0.932	1:27.288	1	0.793	1:24.271	1	1.169	1:24.384	6	1.868	1:24.480	6	1.504	1:24.030
6	1.524	1:27.880	6	1.130	1:24.016	6	1.493	1:24.371	77	1.965	1:23.691	77	1.731	1:24.160
77	1.778	1:28.134	77	1.891	1:24.523	77	2.379	1:24.496	1	2.373	1:25.309	15	2.850	1:24.539
7	2.720	1:29.076	15	2.425	1:24.112	15	2.779	1:24.362	15	2.705	1:24.031	3	3.458	1:24.718
15	2.723	1:29.079	3	3.084	1:23.768	3	3.622	1:24.546	3	3.134	1:23.617	7	4.598	1:24.790
3	3.726	1:30.082	7	3.872	1:25.562	7	4.065	1:24.201	7	4.202	1:24.242	20	6.308	1:23.801
17	4.068	1:30.424	17	4.876	1:25.218	17	6.237	1:25.369	20	6.901	1:24.633	78	8.086	1:24.414
20	4.382	1:30.738	20	4.969	1:24.997	20	6.373	1:25.412	17	7.836	1:25.704	17	8.088	1:24.646
78	5.143	1:31.499	78	5.681	1:24.948	78	7.089	1:25.416	78	8.066	1:25.082	12	10.366	1:25.351
12	6.927	1:33.283	12	8.266	1:25.749	12	9.064	1:24.806	12	9.409	1:24.450	33	19.581	1:26.817
46	7.291	1:33.647	5	9.857	1:27.173	5	11.076	1:25.227	33	17.158	1:26.944	46	19.848	1:26.871
5	7.094	1:33.450	46	11.502	1:28.621	33	14.319	1:26.432	46	17.371	1:26.551	36	21.224	1:25.695
25	7.305	1:33.661	33	11.895	1:26.238	46	14.925	1:27.431	80	19.184	1:26.548	22	22.185	1:27.325
80	7.305	1:33.661	80	13.731	1:30.836	80	16.741	1:27.018	22	19.254	1:26.485	80	23.124	1:28.334
22	8.627	1:34.983	22	13.906	1:29.689	22	16.874	1:26.976	36	19.923	1:25.791	99	28.361	1:28.078
33	10.067	1:36.423	8	14.947	1:27.911	36	18.237	1:26.473	99	24.677	1:27.433	8	29.826	1:27.944
8	11.446	1:37.802	36	15.772	1:27.752	99	21.349	1:29.113	8	26.276	1:28.957	57	31.543	1:28.554
99	11.569	1:37.925	99	16.244	1:29.085	8	21.424	1:30.485	57	27.383	1:28.829	25	43.498	1:28.088
57	11.873	1:38.229	57	17.604	1:30.141	57	22.659	1:29.063	28	37.135	1:31.083	28	44.703	1:31.962
36	12.430	1:38.786	28	22.732	1:31.819	28	30.157	1:31.433	25	39.804	1:28.008	55	47.332	1:31.279
28	15.323	1:41.679	55	24.282	1:32.777	55	32.706	1:32.432	55	40.447	1:31.846	30	57.737	1:33.579
55	15.915	1:42.271	30	28.364	1:34.465	25	35.901	1:29.789	30	48.552	1:34.185	83	1:05.889	1:33.512
30	18.309	1:44.665	25	30.120	1:47.225	30	38.472	1:34.116	83	56.771	1:33.856	63	1:18.022	1:27.121
83	23.082	1:49.438	83	36.120	1:37.448	83	47.020	1:34.908	63	1:15.295	1:27.726			
63	1:00.535	2:26.891P	63	1:07.687	1:31.562	63	1:11.674	1:27.995						

Cars 22 & 80 - Transponders not working  
Weather / Track : Bright / Dry

Snetterton  
Circuit Length = 1.9520 miles.  
Start: 17:17 End: 17:38

# Stafford Land Rover Super Coupe Cup Gp1

## LAP CHART - RACE 6

(contd.)

Lap 6			Lap 7			Lap 8			Lap 9			Lap 10		
No	Behind	Laptime	No	Behind	Laptime	No	Behind	Laptime	No	Behind	Laptime	No	Behind	Laptime
52		1:23.960	52		1:23.356	52		1:23.307	52		1:23.601	52		1:22.816
6	0.577	1:23.033	6	1.186	1:23.965	83	1 LAP	1:32.337	77	0.736	1:23.676	6	1.341	1:23.172
77	1.178	1:23.407	77	1.700	1:23.878	77	0.661	1:22.268	6	0.985	1:22.829	15	3.859	1:23.931
15	1.918	1:23.028	15	2.189	1:23.627	6	1.757	1:23.878	28	1 LAP	1:52.922	77	4.491	1:26.571
3	3.341	1:23.843	3	4.457	1:24.472	15	2.344	1:23.462	15	2.744	1:24.001	20	5.995	1:24.245
7	5.185	1:24.547	20	5.530	1:23.341	3	4.907	1:23.757	20	4.566	1:22.854	3	7.123	1:24.374
20	5.545	1:23.197	7	6.414	1:24.585	63	1 LAP	1:30.346	3	5.565	1:24.259	7	8.651	1:24.475
78	8.130	1:24.004	8	1 LAP	2:26.740P	20	5.313	1:23.090	7	6.992	1:23.927	30	1 LAP	1:33.158
17	9.025	1:24.897	78	8.972	1:24.198	7	6.666	1:23.559	78	10.704	1:24.573	78	12.397	1:24.509
12	13.568	1:27.162	17	10.447	1:24.778	78	9.732	1:24.067	63	1 LAP	1:30.435	28	1 LAP	1:37.222
36	21.901	1:24.637	12	19.954	1:29.742	17	11.480	1:24.340	17	13.151	1:25.272	63	1 LAP	1:28.655
33	23.065	1:27.444	36	24.156	1:25.611	8	1 LAP	1:31.106	83	1 LAP	1:41.806	17	28.287	1:37.952
46	24.041	1:28.153	33	26.766	1:27.057	12	22.304	1:25.657	8	1 LAP	1:28.363	12	28.503	1:27.393
22	24.259	1:26.034	46	26.996	1:26.311	36	25.452	1:24.603	12	23.926	1:25.223	36	29.951	1:26.550
80	25.654	1:26.490	22	27.210	1:26.307	33	31.291	1:27.832	36	26.217	1:24.366	8	1 LAP	1:33.120
99	32.394	1:27.993	80	28.767	1:26.469	22	31.533	1:27.630	22	34.942	1:27.010	22	39.027	1:26.901
57	37.015	1:29.432	99	37.935	1:28.897	46	32.077	1:28.388	33	35.429	1:27.739	33	39.724	1:27.111
25	47.877	1:28.339	57	42.347	1:28.688	80	32.637	1:27.177	46	35.854	1:27.378	46	40.167	1:27.129
28	50.096	1:29.353	25	52.349	1:27.828	99	43.049	1:28.421	80	37.430	1:28.394	80	41.401	1:26.787
55	53.832	1:30.460	28	55.567	1:28.827	57	47.397	1:28.357	99	47.403	1:27.955	99	52.468	1:27.881
30	1:05.894	1:32.117	55	1:01.763	1:31.287	25	55.942	1:26.900	57	52.249	1:28.453	57	58.194	1:28.761
83	1:14.363	1:32.434	30	1:14.727	1:32.189	55	1:10.189	1:31.733	25	1:00.774	1:28.433	25	1:05.273	1:27.315
63	1:21.326	1:27.264				30	1:23.473	1:32.053	55	1:17.734	1:31.146			

Cars 22 & 80 - Transponders not working  
Weather / Track : Bright / Dry

Snetterton  
Circuit Length = 1.9520 miles.  
Start: 17:17 End: 17:38

# Stafford Land Rover Super Coupe Cup Gp1

## LAP CHART - RACE 6

(contd.)

Lap 11			Lap 12			Lap 13			Lap 14			Lap 15		
No	Behind	Laptime	No	Behind	Laptime	No	Behind	Laptime	No	Behind	Laptime	No	Behind	Laptime
52		1:23.384	52		1:22.852	52		1:23.721	52		1:24.142	52		1:23.141
6	0.860	1:22.903	6	0.670	1:22.662	6	0.479	1:23.530	6	0.499	1:24.162	6	0.417	1:23.059
15	4.166	1:23.691	15	4.516	1:23.202	20	4.402	1:23.169	57	1 LAP	1:28.511	20	6.069	1:24.344
20	5.246	1:22.635	20	4.954	1:22.560	15	4.418	1:23.623	20	4.866	1:24.606	57	1 LAP	1:28.992
55	1 LAP	1:34.038	3	8.919	1:24.203	3	9.421	1:24.223	15	5.602	1:25.326	15	6.824	1:24.363
3	7.568	1:23.829	7	10.651	1:23.883	7	10.403	1:23.473	3	8.931	1:23.652	3	9.597	1:23.807
7	9.620	1:24.353	55	1 LAP	1:31.042	78	16.161	1:25.385	7	10.072	1:23.811	7	10.845	1:23.914
78	12.930	1:23.917	78	14.497	1:24.419	55	1 LAP	1:36.111	78	16.278	1:24.259	78	23.208	1:30.071
30	1 LAP	1:31.109	30	1 LAP	1:30.592	63	1 LAP	1:27.445	63	1 LAP	1:27.502	17	36.542	1:24.254
63	1 LAP	1:27.814	63	1 LAP	1:27.000	30	1 LAP	1:31.025	17	35.429	1:25.918	36	37.358	1:24.290
28	1 LAP	1:35.581	17	32.250	1:25.260	17	33.653	1:25.124	36	36.209	1:25.077	63	1 LAP	1:28.814
17	29.842	1:24.939	12	32.476	1:24.990	12	34.338	1:25.583	12	36.987	1:26.791	12	39.375	1:25.529
12	30.338	1:25.219	36	33.824	1:24.651	36	35.274	1:25.171	55	1 LAP	1:37.684	55	1 LAP	1:31.347
36	32.025	1:25.458	28	1 LAP	1:32.358	28	1 LAP	1:31.856	30	1 LAP	1:33.070	30	1 LAP	1:31.144
8	1 LAP	1:29.093	8	1 LAP	1:28.527	22	46.236	1:25.666	22	49.261	1:27.167	22	52.435	1:26.315
22	41.704	1:26.061	22	44.291	1:25.439	8	1 LAP	1:28.618	28	1 LAP	1:31.432	46	59.139	1:27.605
33	42.341	1:26.001	33	45.930	1:26.441	46	51.443	1:28.938	8	1 LAP	1:29.486	80	59.539	1:28.334
46	42.806	1:26.023	46	46.226	1:26.272	80	51.513	1:27.573	80	54.346	1:26.975	8	1 LAP	1:30.245
80	44.278	1:26.261	80	47.661	1:26.235	33	52.101	1:29.892	46	54.675	1:27.374	28	1 LAP	1:32.503
99	56.567	1:27.483	99	1:01.413	1:27.698	99	1:06.787	1:29.095	33	56.388	1:28.429	33	1:02.577	1:29.330
57	1:03.626	1:28.816	25	1:13.243	1:27.301	25	1:17.127	1:27.605	99	1:11.504	1:28.859	99	1:17.985	1:29.622
25	1:08.794	1:26.905	57	1:19.995	1:39.221				25	1:20.587	1:27.602	25	1:23.972	1:26.526

Cars 22 & 80 - Transponders not working  
Weather / Track : Bright / Dry

Snetterton  
Circuit Length = 1.9520 miles.  
Start: 17:17 End: 17:38

# Caterham Roadsport B

## QUALIFYING - RACE 9

POS	NO	CL	DRIVER	NAT	CAR	TIME	LAPS	GAP	MPH
1	66	A	James BROMLEY		Caterham Roadsport	1:25.064	11		82.61
2	11	A	Nathan BELL		Caterham Roadsport	1:25.456	13	0.392	82.23
3	24	B	Neil FLETCHER		Caterham Roadsport	1:28.204	13	3.140	79.67
4	18	B	John AYLOTT		Caterham Roadsport	1:28.522	11	3.458	79.38
5	99	B	Anthony DI LORENZO		Caterham Roadsport	1:28.542	13	3.478	79.36
6	16	A	Tony HAWKINS		Caterham Roadsport	1:28.549	13	3.485	79.35
7	19	B	Roger NORRIS		Caterham Roadsport	1:28.685	13	3.621	79.23
8	33	B	Anthony POOLE		Caterham Roadsport	1:29.274	13	4.210	78.71
9	9	B	Jim TATCHELL		Caterham Roadsport	1:29.756	13	4.692	78.29
10	15	B	Andrew BEAUMONT		Caterham Roadsport	1:29.886	13	4.822	78.17
11	4	B	Stuart DIXON		Caterham Roadsport	1:30.548	13	5.484	77.60
12	2	B	Ron JOHNSON		Caterham Roadsport	1:30.906	13	5.842	77.30
13	1	B	Robert THOMAS		Caterham Roadsport	1:30.994	13	5.930	77.22
14	0	B	Martin BROWN		Caterham Roadsport	1:31.507	13	6.443	76.79
15	30	B	Matthew PORTER		Caterham Roadsport	1:31.901	12	6.837	76.46
16	14	B	Andrew MACINTOSH		Caterham Roadsport	1:32.064	12	7.000	76.33
17	44	B	Merlin INKLEY		Caterham Roadsport	1:33.025	12	7.961	75.54
18	23	B	Stavros STAVROU		Caterham Roadsport	1:33.719	12	8.655	74.98

Weather / Track : Cloudy / Drying

These results are provisional until the conclusion of any judicial and technical matters.


Snetterton

Circuit Length = 1.9520 miles.

Start: 09:00 End: 09:20

Clerk of Course	Timekeeper:
-----------------	-------------

**Caterham Roadsport B  
GRID - RACE 9**

ROW 9	44	1:33.025 INKLEY	23	1:33.719 STAVROU
ROW 8	30	1:31.901 PORTER	14	1:32.064 MACINTOSH
ROW 7	1	1:30.994 THOMAS	0	1:31.507 BROWN
ROW 6	4	1:30.548 DIXON	2	1:30.906 JOHNSON
ROW 5	9	1:29.756 TATCHELL	15	1:29.886 BEAUMONT
ROW 4	19	1:28.685 NORRIS	33	1:29.274 POOLE
ROW 3	99	1:28.542 DI LORENZO	16	1:28.549 HAWKINS
ROW 2	24	1:28.204 FLETCHER	18	1:28.522 AYLOTT
ROW 1	66	1:25.064 BROMLEY	11	1:25.456 BELL
<b>POLE</b>				
				

**Weather / Track : Cloudy / Drying**  
**These results are provisional until the conclusion of any judicial and technical matters.**

Snetterton  
 Circuit Length = 1.9520 miles.  
 Start: 09:00 End: 09:20

Clerk of Course	Timekeeper:
-----------------	-------------

## Caterham Roadsport B

### QUALIFYING LAP ANALYSIS - RACE 9

<b>0</b>	<b>Martin BROWN</b>	Caterham Roadsport
1 - X:00.000	6 - 1:34.426	11 - <b>1:31.507</b>
2 - 1:37.200	7 - 1:33.917	12 - 1:32.231
3 - 1:37.865	8 - 1:33.120	13 - 1:32.487
4 - 1:35.328	9 - 1:33.235	
5 - 1:35.392	10 - 1:32.143	
<b>1</b>	<b>Robert THOMAS</b>	Caterham Roadsport
1 - X:00.000	6 - 1:35.418	11 - 1:32.389
2 - 1:41.578	7 - 1:33.331	12 - <b>1:30.994</b>
3 - 1:49.169	8 - 1:31.670	13 - 1:31.273
4 - 1:38.936	9 - 1:33.435	
5 - 1:35.830	10 - 1:32.486	
<b>2</b>	<b>Ron JOHNSON</b>	Caterham Roadsport
1 - X:00.000	6 - 1:34.162	11 - 1:32.175
2 - 1:45.225	7 - 1:34.194	12 - 1:33.400
3 - 1:38.989	8 - 1:31.989	13 - <b>1:30.906</b>
4 - 1:36.605	9 - 1:33.581	
5 - 1:36.919	10 - 1:31.428	
<b>4</b>	<b>Stuart DIXON</b>	Caterham Roadsport
1 - X:00.000	6 - 1:34.620	11 - 1:31.808
2 - 1:40.343	7 - 1:33.259	12 - <b>1:30.548</b>
3 - 1:39.697	8 - 1:33.684	13 - 1:31.460
4 - 1:36.099	9 - 1:32.108	
5 - 1:35.195	10 - 1:31.391	
<b>9</b>	<b>Jim TATCHELL</b>	Caterham Roadsport
1 - X:00.000	6 - 1:49.361	11 - 1:45.635
2 - 1:39.055	7 - 1:34.254	12 - 1:31.645
3 - 1:38.036	8 - 1:31.938	13 - <b>1:29.756</b>
4 - 1:35.687	9 - 1:34.233	
5 - 1:35.495	10 - 1:31.146	
<b>11</b>	<b>Nathan BELL</b>	Caterham Roadsport
1 - X:00.000	6 - 1:28.821	11 - 1:26.743
2 - 1:49.803	7 - 1:28.178	12 - 1:27.444
3 -	8 - 1:26.353	13 - <b>1:25.456</b>
4 - 1:29.146	9 - 1:27.145	
5 - 1:38.807	10 - 1:25.701	
<b>14</b>	<b>Andrew MACINTOSH</b>	Caterham Roadsport
1 - X:00.000	6 - 1:35.699	11 - 1:34.770
2 - 1:40.859	7 - 1:34.465	12 - <b>1:32.064</b>
3 - 1:54.331	8 - 1:34.863	
4 - 1:38.401	9 - 1:35.760	
5 - 1:36.946	10 - 1:33.015	

## Caterham Roadsport B QUALIFYING LAP ANALYSIS - RACE 9

(contd.)

<b>15</b>	<b>Andrew BEAUMONT</b>	Caterham Roadsport
1 - X:00.000	6 - 1:34.580	11 - 1:38.975
2 - 1:41.372	7 - 1:33.720	12 - 1:30.272
3 - 1:39.188	8 - 1:32.307	13 - <b>1:29.886</b>
4 - 1:37.228	9 - 1:33.373	
5 - 1:36.927	10 - 1:31.968	
<b>16</b>	<b>Tony HAWKINS</b>	Caterham Roadsport
1 - X:00.000	6 - 1:32.219	11 - 1:29.166
2 - 1:36.875	7 - 1:30.012	12 - <b>1:28.549</b>
3 - 1:36.096	8 - 1:29.889	13 - 1:29.106
4 - 1:43.269	9 - 1:31.108	
5 - 1:35.196	10 - 1:30.286	
<b>18</b>	<b>John AYLOTT</b>	Caterham Roadsport
1 - X:00.000	6 - 1:29.138	11 - 1:28.544
2 - 1:35.738	7 - 1:34.259	
3 - 1:33.596	8 - 1:30.945	
4 - 1:35.443	9 - 1:29.964	
5 - 4:02.227	10 - <b>1:28.522</b>	
<b>19</b>	<b>Roger NORRIS</b>	Caterham Roadsport
1 - X:00.000	6 - 1:33.879	11 - 1:42.365
2 - 1:58.840	7 - 1:30.021	12 - 1:29.119
3 - 1:34.507	8 - 1:34.806	13 - <b>1:28.685</b>
4 - 1:34.698	9 - 1:28.713	
5 - 1:42.637	10 - 1:38.864	
<b>23</b>	<b>Stavros STAVROU</b>	Caterham Roadsport
1 - X:00.000	6 - 1:36.999	11 - 1:34.172
2 - 1:43.664	7 - 1:36.810	12 - <b>1:33.719</b>
3 - 1:40.329	8 - 1:35.432	
4 - 1:37.422	9 - 1:37.239	
5 - 1:37.023	10 - 1:33.767	
<b>24</b>	<b>Neil FLETCHER</b>	Caterham Roadsport
1 - X:00.000	6 - 1:31.184	11 - <b>1:28.204</b>
2 - 1:40.404	7 - 1:30.720	12 - 1:28.908
3 - 1:34.630	8 - 1:29.248	13 - 1:28.662
4 - 1:32.273	9 - 1:29.819	
5 - 1:30.705	10 - 1:28.760	
<b>30</b>	<b>Matthew PORTER</b>	Caterham Roadsport
1 - X:00.000	6 - 1:34.770	11 - 2:06.449
2 - 1:39.432	7 - 1:33.135	12 - 1:33.593
3 - 1:38.925	8 - 1:33.625	
4 - 1:37.332	9 - <b>1:31.901</b>	
5 - 1:35.103	10 - 1:40.781	

## Caterham Roadsport B QUALIFYING LAP ANALYSIS - RACE 9

(contd.)

<b>33</b>	<b>Anthony POOLE</b>	Caterham Roadsport
1 - X:00.000	6 - 1:32.840	11 - 1:29.512
2 - 1:40.810	7 - 1:32.168	12 - <b>1:29.274</b>
3 - 1:37.636	8 - 1:54.393	13 - 1:30.600
4 - 1:33.362	9 - 1:32.412	
5 - 1:35.118	10 - 1:29.957	
<b>44</b>	<b>Merlin INKLEY</b>	Caterham Roadsport
1 - X:00.000	6 - 1:36.029	11 - 1:33.151
2 - 1:41.819	7 - 1:36.572	12 - <b>1:33.025</b>
3 - 1:40.897	8 - 1:35.061	
4 - 1:38.951	9 - 1:38.107	
5 - 1:37.716	10 - 1:34.585	
<b>66</b>	<b>James BROMLEY</b>	Caterham Roadsport
1 - X:00.000	6 - 4:16.998	11 - <b>1:25.064</b>
2 - 1:31.026	7 - 1:26.312	
3 - 1:33.321	8 - 1:25.679	
4 - 1:31.161	9 - 1:25.202	
5 - 1:28.277	10 - 1:27.763	
<b>99</b>	<b>Anthony DI LORENZO</b>	Caterham Roadsport
1 - X:00.000	6 - 1:49.105	11 - 1:29.181
2 - 1:38.582	7 - 1:31.521	12 - <b>1:28.542</b>
3 - 1:41.055	8 - 1:30.906	13 - 1:32.988
4 - 1:34.848	9 - 1:37.859	
5 - 1:37.121	10 - 1:33.057	

# Avon Tyres Clubmans Formula Ford 1800

## QUALIFYING - RACE 11

POS	NO	CL	DRIVER	NAT	CAR	TIME	LAPS	GAP	MPH
1	4	A	Zan WILKINSON		Van Diemen RF03	1:12.564	8		96.84
2	2	A	Ryan PAROUTY		Van Diemen RF03	1:12.740	12	0.176	96.60
3	5	B	Neil TOFTS		Swift SC98Z	1:14.002	11	1.438	94.96
4	26	A	Yudi DOYLE		Van Diemen RF99	1:14.362	9	1.798	94.50
5	6	A	Lucy WARDROP		Van Diemen	1:14.994	6	2.430	93.70
6	3	A	Nicolas DAUTIGNY		Mygale SJ2000	1:15.379	11	2.815	93.22
7	82	B	Robert HOWE		Van Diemen RF96	1:15.773	11	3.209	92.74
8	10	A	Matthew PAYNE		Mygale SJ2000	1:19.575	11	7.011	88.30
9	96	A	Jason DOWN		Getem GD304/Z	1:19.842	4	7.278	88.01
10	99	A	Sean GAFFNEY		Van Diemen RF88	1:22.205	5	9.641	85.48

Weather / Track : Cloudy / Dry

These results are provisional until the conclusion of any judicial and technical matters.

Snetterton

Circuit Length = 1.9520 miles.

Start: 09:43 End: 09:58

Clerk of Course	Timekeeper:
-----------------	-------------

## Avon Tyres Clubmans Formula Ford 1800 QUALIFYING LAP ANALYSIS - RACE 11

<b>2</b>	<b>Ryan PAROUTY</b>	Van Diemen RF03
1 -	3:21.855	6 - 1:15.045 11 - 1:13.696
2 -	1:17.909	7 - 1:13.594 12 - <b>1:12.740</b>
3 -	1:15.428	8 - 1:14.388
4 -	1:14.565	9 - 1:13.060
5 -	1:14.783	10 - 1:14.819
<b>3</b>	<b>Nicolas DAUTIGNY</b>	Mygale SJ2000
1 -	4:21.683	6 - 1:17.424 11 - 1:15.590
2 -	1:23.507	7 - 1:17.453
3 -	1:19.741	8 - 1:15.787
4 -	1:19.564	9 - <b>1:15.379</b>
5 -	1:18.090	10 - 1:16.655
<b>4</b>	<b>Zan WILKINSON</b>	Van Diemen RF03
1 -	3:22.922	6 - 1:13.163
2 -	1:15.524	7 - <b>1:12.564</b>
3 -	1:14.569	8 - 1:15.032
4 -	1:13.479	
5 -	1:14.879	
<b>5</b>	<b>Neil TOFTS</b>	Swift SC98Z
1 -	4:44.736	6 - 1:15.484 11 - 1:16.264
2 -	1:20.273	7 - 1:15.254
3 -	1:16.827	8 - 1:14.473
4 -	1:15.946	9 - <b>1:14.002</b>
5 -	1:15.867	10 - 1:15.463
<b>6</b>	<b>Lucy WARDROP</b>	Van Diemen
1 -	8:20.757	6 - 1:15.718
2 -	1:16.045	
3 -	1:15.719	
4 -	<b>1:14.994</b>	
5 -	1:15.467	
<b>10</b>	<b>Matthew PAYNE</b>	Mygale SJ2000
1 -	4:14.141	6 - 1:20.051 11 - 1:20.618
2 -	1:24.475	7 - 1:20.138
3 -	1:23.136	8 - <b>1:19.575</b>
4 -	1:21.894	9 - 1:20.676
5 -	1:20.942	10 - 1:21.373
<b>26</b>	<b>Yudi DOYLE</b>	Van Diemen RF99
1 -	6:51.102	6 - 1:15.133
2 -	1:17.480	7 - 1:24.830
3 -	1:15.833	8 - 1:15.635
4 -	1:15.377	9 - <b>1:14.362</b>
5 -	1:15.730	

# Avon Tyres Clubmans Formula Ford 1800

## QUALIFYING LAP ANALYSIS - RACE 11

(contd.)

<b>48</b>	<b>Craig BELL</b>	Van Diemen RF02
<b>82</b>	<b>Robert HOWE</b>	Van Diemen RF96
1 - 4:23.224    6 - 1:16.895    11 - 1:33.125 2 - 1:28.112    7 - 1:17.123 3 - 1:18.537    8 - <b>1:15.773</b> 4 - 1:17.104    9 - 1:16.314 5 - 1:18.213    10 - 1:16.760		
<b>88</b>	<b>Andrew MICHAELIDES</b>	Van Diemen RF99
<b>96</b>	<b>Jason DOWN</b>	Getem GD304/Z
1 - X:00.000 2 - 1:21.822 3 - 1:21.542 4 - <b>1:19.842</b>		
<b>99</b>	<b>Sean GAFFNEY</b>	Van Diemen RF88
1 - 4:50.901 2 - 1:27.651 3 - 1:23.315 4 - 1:23.165 5 - <b>1:22.205</b>		

# Avon Tyres Clubmans Formula Ford 1800

## GRID - RACE 11

ROW 6	48	BELL	88	MICHAELIDES
ROW 5	96	1:19.842 DOWN	99	1:22.205 GAFFNEY
ROW 4	82	1:15.773 HOWE	10	1:19.575 PAYNE
ROW 3	6	1:14.994 WARDROP	3	1:15.379 DAUTIGNY
ROW 2	5	1:14.002 TOFTS	26	1:14.362 DOYLE
ROW 1	4	1:12.564 WILKINSON	2	1:12.740 PAROUTY
<b>POLE</b>				

Weather / Track : Cloudy / Dry

These results are provisional until the conclusion of any judicial and technical matters.

Snetterton

Circuit Length = 1.9520 miles.

Start: 09:43 End: 09:58

Clerk of Course

Timekeeper:

# British Superkart Association Championships for Div 1 Superkarts

## QUALIFYING - RACE 10

POS	NO	CL	DRIVER	NAT	CAR	TIME	LAPS	GAP	MPH
1	52	A	John RILEY		Anderson/Rotax	1:09.217	6		101.52
2	14	A	Graham BARKER		Anderson/SGM	1:09.636	6	0.419	100.91
3	41	A	Boyd HARRINGTON		Spyda/Pavesi	1:11.092	6	1.875	98.84
4	9	A	Steve EDWARDS		PVP/FPE	1:12.545	5	3.328	96.86
5	3	A	Paul KENNINGS		Anderson/Rotax	1:12.696	7	3.479	96.66
6	31	A	Kevin DENT		Anderson/TM	1:13.524	6	4.307	95.57
7	21	A	Chris JONES		Anderson/Rotax	1:13.562	9	4.345	95.52
8	70	A	Vic HEMPSHALL		ADE/Rotax	1:13.850	5	4.633	95.15
9	98	C	Graham ROSCOE		F1/Honda	1:13.953	8	4.736	95.02
10	4	A	Dave HARVEY		Anderson/Rotax	1:13.987	8	4.770	94.97
11	32	C	Heath MARAH		Jade/Honda	1:14.395	8	5.178	94.45
12	34	B	Steve BRIGGS		F1/Honda	1:14.657	9	5.440	94.12
13	23	A	David MAXIM		Raider/Rotax	1:14.872	4	5.655	93.85
14	56	C	Dean HAWLEY		Anderson/Honda	1:15.810	3	6.593	92.69
15	40	B	Peter DEARDEN		Anderson/Honda	1:15.820	9	6.603	92.68
16	27	A	Simon PYM		PVP/Rotax	1:16.481	5	7.264	91.88
17	127	C	David WRIGHT		Anderson/Honda	1:17.876	11	8.659	90.23
18	8	D	Richard WEAVERS		Anderson/Pavesi	1:18.065	11	8.848	90.01
19	44	A	Steve JONES		PVP/SGM	1:18.230	4	9.013	89.82
20	11	A	Mark ELLIS		Mercury/Rotax	1:19.151	9	9.934	88.78
21	20	B	Andrew RIPPIN		Anderson/Rotax	1:19.245	5	10.028	88.67
22	0	A	Dan CLOWES		PVP/Rotax	1:19.990	3	10.773	87.85
23	99	B	Nigel BRASSETT		Anderson/Honda	1:20.214	5	10.997	87.60
24	140	D	Charlie JOHNSON		F1/TM	1:20.501	3	11.284	87.29
25	115	B	Simon HOLLOWAY		ADE/Honda	1:20.801	3	11.584	86.96
26	144	D	Peter BENNETT		Anderson/Pavesi	1:20.881	7	11.664	86.88
27	48	C	Robert TAYLOR		Anderson/KTM	1:21.468	8	12.251	86.25
28	51	D	Howard BENNETT		LGK/CRK	1:21.966	11	12.749	85.73
29	94	A	Bob HOSIER		ADE/Rotax	1:22.920	9	13.703	84.74
30	28	C	Nic REYNOLDS		Anderson/KTM	1:37.692	9	28.475	71.93
31	00	B	Stephen JOHNSON		Anderson/Honda	4:49.090	1	3:39.873	24.30

Weather / Track : Cloudy / Dry  
 These results are provisional until the conclusion of any judicial and technical matters.

Snetterton  
 Circuit Length = 1.9520 miles.  
 Start: 10:05 End: 10:20

Clerk of Course	Timekeeper:
-----------------	-------------

# British Superkart Association Championships for Div 1 Superkarts

## QUALIFYING LAP ANALYSIS - RACE 10

<b>0</b>	<b>Dan CLOWES</b>	PVP/Rotax
1 - 5:15.579 2 - 1:20.242 3 - <b>1:19.990</b>		
<b>3</b>	<b>Paul KENNINGS</b>	Anderson/Rotax
1 - 4:50.587    6 - 1:14.787 2 - 1:16.398    7 - 4:20.424 3 - 1:13.391 4 - 1:13.028 5 - <b>1:12.696</b>		
<b>4</b>	<b>Dave HARVEY</b>	Anderson/Rotax
1 - 4:45.719    6 - 1:15.156 2 - 1:16.111    7 - 1:16.199 3 - 1:15.894    8 - <b>1:13.987</b> 4 - 1:15.774 5 - 1:14.441		
<b>8</b>	<b>Richard WEAVERS</b>	Anderson/Pavesi
1 - 5:05.619    6 - 1:19.678    11 - 1:18.402 2 - 1:24.912    7 - 1:18.258 3 - 1:20.838    8 - 1:18.279 4 - 1:19.971    9 - <b>1:18.065</b> 5 - 1:19.216    10 - 1:18.127		
<b>9</b>	<b>Steve EDWARDS</b>	PVP/FPE
1 - 4:48.507 2 - 1:13.959 3 - 1:15.878 4 - 1:13.421 5 - <b>1:12.545</b>		
<b>00</b>	<b>Stephen JOHNSON</b>	Anderson/Honda
1 - <b>4:49.090</b>		
<b>11</b>	<b>Mark ELLIS</b>	Mercury/Rotax
1 - 5:31.972    6 - 1:19.904 2 - 1:28.675    7 - <b>1:19.151</b> 3 - 1:23.320    8 - 1:20.235 4 - 1:20.534    9 - 1:20.261 5 - 1:20.871		

# British Superkart Association Championships for Div 1 Superkarts

## QUALIFYING LAP ANALYSIS - RACE 10

(contd.)

<b>14</b>	<b>Graham BARKER</b>	Anderson/SGM
	1 - 4:46.525    6 - 1:10.696 2 - 1:14.956 3 - <b>1:09.636</b> 4 - 1:11.109 5 - 1:11.364	
<b>20</b>	<b>Andrew RIPPIN</b>	Anderson/Rotax
	1 - 5:17.905 2 - 1:29.777 3 - 1:23.266 4 - 1:23.817 5 - <b>1:19.245</b>	
<b>21</b>	<b>Chris JONES</b>	Anderson/Rotax
	1 - 5:07.766    6 - <b>1:13.562</b> 2 - 1:19.053    7 - 1:13.770 3 - 1:13.869    8 - 1:14.254 4 - 1:13.822    9 - 1:20.078 5 - 1:14.560	
<b>23</b>	<b>David MAXIM</b>	Raider/Rotax
	1 - 5:07.307 2 - 1:16.616 3 - 1:15.655 4 - <b>1:14.872</b>	
<b>27</b>	<b>Simon PYM</b>	PVP/Rotax
	1 - 4:58.485 2 - 1:19.681 3 - 1:16.501 4 - 3:13.375 5 - <b>1:16.481</b>	
<b>28</b>	<b>Nic REYNOLDS</b>	Anderson/KTM
	1 - 5:41.464    6 - 1:43.067 2 - 1:47.644    7 - 1:42.645 3 - 1:45.541    8 - <b>1:37.692</b> 4 - 1:45.491    9 - 1:38.554 5 - 1:42.963	
<b>31</b>	<b>Kevin DENT</b>	Anderson/TM
	1 - 5:05.719    6 - 1:14.359 2 - 1:16.660 3 - <b>1:13.524</b> 4 - 1:34.342 5 - 1:14.996	

# British Superkart Association Championships for Div 1 Superkarts

## QUALIFYING LAP ANALYSIS - RACE 10

(contd.)

<b>32</b>	<b>Heath MARAH</b>	Jade/Honda
1 - 5:09.408	6 - 1:14.937	
2 - 1:20.943	7 - <b>1:14.395</b>	
3 - 1:18.452	8 - 1:15.503	
4 - 1:16.056		
5 - 1:16.949		
<b>34</b>	<b>Steve BRIGGS</b>	F1/Honda
1 - 5:07.334	6 - 1:15.447	
2 - 1:21.774	7 - 1:16.595	
3 - 1:18.715	8 - 1:14.790	
4 - 1:16.608	9 - <b>1:14.657</b>	
5 - 1:16.500		
<b>40</b>	<b>Peter DEARDEN</b>	Anderson/Honda
1 - 4:53.418	6 - 1:15.904	
2 - 4:03.304	7 - 1:15.998	
3 - <b>1:15.820</b>	8 - 1:19.296	
4 - 1:16.305	9 - 1:16.429	
5 - 1:16.323		
<b>41</b>	<b>Boyd HARRINGTON</b>	Spyda/Pavesi
1 - 4:46.427	6 - 1:11.500	
2 - 1:13.646		
3 - 1:11.270		
4 - <b>1:11.092</b>		
5 - 1:11.095		
<b>44</b>	<b>Steve JONES</b>	PVP/SGM
1 - 8:06.324		
2 - 1:20.366		
3 - <b>1:18.230</b>		
4 - 5:03.921		
<b>48</b>	<b>Robert TAYLOR</b>	Anderson/KTM
1 - 5:02.104	6 - 1:23.006	
2 - 1:27.203	7 - 1:23.431	
3 - <b>1:21.468</b>	8 - 1:24.226	
4 - 5:26.330		
5 - 1:24.303		
<b>51</b>	<b>Howard BENNETT</b>	LGK/CRK
1 - 5:05.746	6 - 1:35.922	11 - 1:23.092
2 - 1:24.300	7 - 1:24.972	
3 - <b>1:21.966</b>	8 - 1:23.771	
4 - 1:23.504	9 - 1:24.187	
5 - 1:22.887	10 - 1:23.301	

# British Superkart Association Championships for Div 1 Superkarts

## QUALIFYING LAP ANALYSIS - RACE 10

(contd.)

<b>52</b>	<b>John RILEY</b>	Anderson/Rotax
1 - 4:39.109    6 - 1:13.541 2 - 1:11.095 3 - 1:10.219 4 - 1:09.740 5 - <b>1:09.217</b>		
<b>56</b>	<b>Dean HAWLEY</b>	Anderson/Honda
1 - 4:46.640 2 - <b>1:15.810</b> 3 - 1:32.645		
<b>70</b>	<b>Vic HEMPSHALL</b>	ADE/Rotax
1 - 5:07.094 2 - 1:17.525 3 - 1:15.276 4 - 1:15.747 5 - <b>1:13.850</b>		
<b>94</b>	<b>Bob HOSIER</b>	ADE/Rotax
1 - 5:16.918    6 - <b>1:22.920</b> 2 - 3:40.982    7 - 1:24.952 3 - 1:28.624    8 - 1:23.676 4 - 1:24.830    9 - 1:24.323 5 - 1:24.159		
<b>98</b>	<b>Graham ROSCOE</b>	F1/Honda
1 - 4:50.724    6 - <b>1:13.953</b> 2 - 1:34.235    7 - 1:14.763 3 - 1:31.968    8 - 1:14.765 4 - 1:25.715 5 - 1:14.786		
<b>99</b>	<b>Nigel BRASSETT</b>	Anderson/Honda
1 - 5:18.302 2 - 1:28.570 3 - 1:23.811 4 - 1:22.388 5 - <b>1:20.214</b>		
<b>115</b>	<b>Simon HOLLOWAY</b>	ADE/Honda
1 - 5:11.662 2 - 1:21.895 3 - <b>1:20.801</b>		

**British Superkart Association Championships for Div 1 Superkarts  
QUALIFYING LAP ANALYSIS - RACE 10**

(contd.)


<b>127</b>	<b>David WRIGHT</b>	Anderson/Honda
1 - 5:31.023	6 - 1:21.025	11 - <b>1:17.876</b>
2 - 1:28.895	7 - 1:19.349	
3 - 1:22.921	8 - 1:19.147	
4 - 1:22.733	9 - 1:19.456	
5 - 1:20.300	10 - 1:19.989	
<b>140</b>	<b>Charlie JOHNSON</b>	F1/TM
1 - 5:05.247		
2 - 1:23.317		
3 - <b>1:20.501</b>		
<b>144</b>	<b>Peter BENNETT</b>	Anderson/Pavesi
1 - 5:03.185	6 - 1:21.695	
2 - 1:23.845	7 - 1:23.132	
3 - 1:22.070		
4 - 1:22.068		
5 - <b>1:20.881</b>		

# British Superkart Association Championships for Div 1 Superkarts

## GRID - RACE 10

ROW 16	4:49.090	00	JOHNSON	
ROW 15	1:22.920	94	HOSIER	28
ROW 14	1:21.468	48	TAYLOR	51
ROW 13	1:20.801	115	HOLLOWAY	144
ROW 12	1:20.214	99	BRASSETT	140
ROW 11	1:19.245	20	RIPPIN	0
ROW 10	1:18.230	44	JONES	11
ROW 9	1:17.876	127	WRIGHT	8
ROW 8	1:15.820	40	DEARDEN	27
ROW 7	1:14.872	23	MAXIM	56
ROW 6	1:14.395	32	MARAH	34
ROW 5	1:13.953	98	ROSCOE	4
ROW 4	1:13.562	21	JONES	70
ROW 3	1:12.696	3	KENNINGS	31
ROW 2	1:11.092	41	HARRINGTON	9
ROW 1	1:09.217	52	RILEY	14

POLE



Weather / Track : Cloudy / Dry  
 These results are provisional until the conclusion of any judicial and technical matters.

Snetterton  
 Circuit Length = 1.9520 miles.  
 Start: 10:05 End: 10:20

Clerk of Course		Timekeeper:
-----------------	--	-------------

# Stafford Land Rover Super Coupe Cup Gp1

## RACE CLASSIFICATION - RACE 7

POS	NO	CL	DRIVER	NAT	CAR	TIME	LAPS	GAP	MPH	BEST
1	52	T	Dave NIXON		Rover 220 Turbo	20:53.678	15		84.07	1:22.244
2	15	T	Nigel AINGE		Rover 220 Turbo	20:56.262	15	2.584	83.90	1:21.428
3	6	M	Phillip LATCHFORD		Volkswagen Vento VR6	20:56.528	15	2.850	83.88	1:22.162
4	20	T	Richard BUCKLEY		Rover 220 Turbo	20:57.690	15	4.012	83.81	1:22.162
5	3	H	Steve ALDERTON		Honda CRX	20:58.903	15	5.225	83.73	1:22.496
6	1	P	Martin BYFORD		Proton Coupe	20:59.785	15	6.107	83.67	1:22.364
7	7	P	Ray BYFORD		Proton Coupe	21:01.152	15	7.474	83.58	1:22.389
8	78	H	Steve HALL		Honda CRX	21:01.348	15	7.670	83.56	1:22.503
9	17	H	Ben HALL		Honda CRX	21:10.542	15	16.864	82.96	1:23.533
10	36	T	Jason HOLMES		Rover 220 Turbo	21:20.886	15	27.208	82.29	1:23.966
11	22	H	Dennis BUNNING		Honda CRX	21:34.325	15	40.647	81.43	1:24.782
12	46	R	Martin WARD		Rover 216 GTi	21:36.373	15	42.695	81.31	1:25.217
13	5	R	Dean CLEMENTS		Rover 216 GTi	21:36.529	15	42.851	81.30	1:24.051
14	80	R	Matthew SPEAKMAN		Rover 216 GTi	21:45.091	15	51.413	80.76	1:25.490
15	63	P	Phillip BURTON		Proton Coupe	21:45.416	15	51.738	80.74	1:24.745
16	99	O	Richard PERKS		Honda Civic	21:57.990	15	1:04.312	79.97	1:26.182
17	12	V	Paul OVERTON		Vauxhall Vectra	22:02.806	15	1:09.128	79.68	1:23.724
18	57	R	John HOLT		Rover 216 GTi	22:17.319	15	1:23.641	78.82	1:26.774
19	8	H	Simon ROE		Honda CRX	22:18.425	15	1:24.747	78.75	1:27.192
20	55	O	Adam PALMER		Renault 5 GT Turbo	21:10.045	14	1 LAP	77.46	1:27.953
21	30	H	Mark BAILEY		Honda CRX	21:12.659	14	1 LAP	77.30	1:28.253
22	28	R	Dan JONES		Rover 216 GTi	21:26.759	14	1 LAP	76.45	1:30.023

### NOT CLASSIFIED

77	T	Danny MILLS		Rover 220 Turbo	4:32.583	3	D.N.F.	77.34	1:26.118
25	H	Stuart LEVERS		Honda CRX	4:34.050	3	D.N.F.	76.92	1:27.017
33	R	Martin YOUNG		Rover 216 GTi		0	D.N.F.	N/A	

### FASTEST LAP

15	T	Nigel AINGE		Rover 220 Turbo	1:21.428	15	86.30mph	138.88kph
6	M	Phillip LATCHFORD		Volkswagen Vento VR6	1:22.162	15	85.52mph	137.64kph
1	P	Martin BYFORD		Proton Coupe	1:22.364	7	85.31mph	137.30kph
3	H	Steve ALDERTON		Honda CRX	1:22.496	13	85.18mph	137.08kph
12	V	Paul OVERTON		Vauxhall Vectra	1:23.724	12	83.93mph	135.07kph
5	R	Dean CLEMENTS		Rover 216 GTi	1:24.051	11	83.60mph	134.55kph
99	O	Richard PERKS		Honda Civic	1:26.182	8	81.53mph	131.22kph

Weather / Track : Cl;oudy / Dry

These results are provisional until the conclusion of any judicial and technical matters.

Snetterton  
Circuit Length = 1.9520 miles.  
Start: 10:35 End: 10:56

Clerk of Course	Timekeeper:
-----------------	-------------

# Stafford Land Rover Super Coupe Cup Gp1

## LAP CHART - RACE 7

Lap 1			Lap 2			Lap 3			Lap 4			Lap 5		
No	Behind	Laptime	No	Behind	Laptime	No	Behind	Laptime	No	Behind	Laptime	No	Behind	Laptime
52		1:27.163	52		1:24.654	52		1:24.131	52		1:24.709	52		1:24.273
6	0.576	1:27.739	6	0.479	1:24.557	6	0.475	1:24.127	6	0.453	1:24.687	6	0.673	1:24.493
20	1.480	1:28.643	20	2.049	1:25.223	20	2.375	1:24.457	20	1.899	1:24.233	15	1.313	1:23.152
15	2.605	1:29.768	15	2.649	1:24.698	15	2.935	1:24.417	15	2.434	1:24.208	20	1.732	1:24.106
7	3.305	1:30.468	7	3.412	1:24.761	3	3.664	1:23.899	3	3.118	1:24.163	3	2.572	1:23.727
78	3.570	1:30.733	3	3.896	1:24.675	7	4.216	1:24.935	7	3.482	1:23.975	7	3.043	1:23.834
3	3.875	1:31.038	17	4.666	1:24.921	17	4.373	1:23.838	78	3.635	1:23.642	78	3.395	1:24.033
17	4.399	1:31.562	78	4.971	1:26.055	78	4.702	1:23.862	17	4.567	1:24.903	17	4.299	1:24.005
77	6.186	1:33.349	77	7.650	1:26.118	1	8.860	1:23.231	1	7.375	1:23.224	1	5.505	1:22.403
36	7.429	1:34.592	36	8.312	1:25.537	36	9.042	1:24.861	36	9.262	1:24.929	36	9.006	1:24.017
22	7.469	1:34.632	1	9.760	1:25.313	22	13.621	1:27.416	22	15.016	1:26.104	22	16.233	1:25.490
46	8.466	1:35.629	22	10.336	1:27.521	46	14.542	1:27.492	46	16.108	1:26.275	46	17.328	1:25.493
80	8.656	1:35.819	46	11.181	1:27.369	80	15.831	1:27.245	80	17.133	1:26.011	80	18.977	1:26.117
1	9.101	1:36.264	80	12.717	1:28.715	77	16.635	1:33.116	5	20.684	1:25.968	5	21.506	1:25.095
12	9.302	1:36.465	99	14.236	1:28.972	99	17.614	1:27.509	99	21.452	1:28.547	99	23.710	1:26.531
99	9.918	1:37.081	25	15.216	1:29.489	25	18.102	1:27.017	63	22.712	1:26.203	63	24.159	1:25.720
25	10.381	1:37.544	63	17.259	1:30.270	5	19.425	1:25.855	8	26.105	1:27.385	8	29.388	1:27.556
5	10.606	1:37.769	57	17.460	1:30.126	63	21.218	1:28.090	57	28.071	1:28.426	57	32.923	1:29.125
63	11.643	1:38.806	5	17.701	1:31.749	8	23.429	1:28.770	30	33.946	1:31.327	12	37.388	1:27.535
57	11.988	1:39.151	8	18.790	1:29.421	57	24.354	1:31.025	12	34.126	1:30.186	30	39.736	1:30.063
30	13.583	1:40.746	30	21.164	1:32.235	30	27.328	1:30.295	55	34.850	1:31.744	55	40.856	1:30.279
8	14.023	1:41.186	55	22.091	1:31.295	55	27.815	1:29.855	28	35.457	1:30.883	28	41.207	1:30.023
28	14.954	1:42.117	28	22.886	1:32.586	12	28.649	1:27.002						
55	15.450	1:42.613	12	25.778	1:41.130	28	29.283	1:30.528						

# Stafford Land Rover Super Coupe Cup Gp1

## LAP CHART - RACE 7

(contd.)

Lap 6			Lap 7			Lap 8			Lap 9			Lap 10		
No	Behind	Laptime	No	Behind	Laptime	No	Behind	Laptime	No	Behind	Laptime	No	Behind	Laptime
52		1:23.109	52		1:23.850	52		1:23.079	52		1:23.374	52		1:23.178
6	0.484	1:22.920	6	0.513	1:23.879	6	0.538	1:23.104	6	1.373	1:24.209	6	1.018	1:22.823
15	1.434	1:23.230	15	1.180	1:23.596	15	1.331	1:23.230	15	2.126	1:24.169	15	1.621	1:22.673
20	1.706	1:23.083	20	1.436	1:23.580	20	1.584	1:23.227	20	2.481	1:24.271	20	2.349	1:23.046
3	2.499	1:23.036	3	2.195	1:23.546	3	2.331	1:23.215	3	3.183	1:24.226	3	3.401	1:23.396
7	3.340	1:23.406	7	2.679	1:23.189	7	3.188	1:23.588	7	3.504	1:23.690	7	3.662	1:23.037
78	3.755	1:23.469	78	3.055	1:23.150	1	3.464	1:22.950	1	3.803	1:23.713	7	4.148	1:23.822
17	4.723	1:23.533	1	3.593	1:22.364	78	3.840	1:23.864	78	4.040	1:23.574	78	4.515	1:23.653
1	5.079	1:22.683	17	5.364	1:24.491	17	6.365	1:24.080	17	6.844	1:23.853	17	7.981	1:24.315
36	10.072	1:24.175	36	10.188	1:23.966	36	11.446	1:24.337	36	12.327	1:24.255	36	13.739	1:24.590
22	18.560	1:25.436	22	20.764	1:26.054	22	22.881	1:25.196	22	24.815	1:25.308	22	27.362	1:25.725
46	19.534	1:25.315	46	21.466	1:25.782	46	23.694	1:25.307	46	25.590	1:25.270	46	27.741	1:25.329
80	21.702	1:25.834	80	23.889	1:26.037	5	25.840	1:24.803	5	26.819	1:24.353	5	29.781	1:26.140
5	23.028	1:24.631	5	24.116	1:24.938	80	27.321	1:26.511	80	30.192	1:26.245	80	32.933	1:25.919
63	26.722	1:25.672	63	29.032	1:26.160	63	31.744	1:25.791	63	34.581	1:26.211	63	37.383	1:25.980
99	27.484	1:26.883	99	30.690	1:27.056	99	33.793	1:26.182	99	37.312	1:26.893	99	40.808	1:26.674
8	34.386	1:28.107	8	38.450	1:27.914	8	42.721	1:27.350	12	46.171	1:26.013	12	46.845	1:23.852
57	38.573	1:28.759	12	41.210	1:26.170	12	43.532	1:25.401	8	46.539	1:27.192	8	52.535	1:29.174
12	38.890	1:24.611	57	43.009	1:28.286	57	48.296	1:28.366	57	54.066	1:29.144	57	59.060	1:28.172
30	46.019	1:29.392	30	51.902	1:29.733	30	58.142	1:29.319	55	1:04.285	1:28.933	55	1:10.409	1:29.302
55	46.606	1:28.859	55	52.320	1:29.564	55	58.726	1:29.485	30	1:05.070	1:30.302	30	1:11.372	1:29.480
28	48.274	1:30.176	28	55.718	1:31.294	28	1:04.255	1:31.616	28	1:11.933	1:31.052	28	1:18.978	1:30.223

# Stafford Land Rover Super Coupe Cup Gp1

## LAP CHART - RACE 7

(contd.)

Lap 11			Lap 12			Lap 13			Lap 14			Lap 15		
No	Behind	Laptime	No	Behind	Laptime	No	Behind	Laptime	No	Behind	Laptime	No	Behind	Laptime
52		1:22.604	52		1:22.422	52		1:22.302	52		1:22.586	52		1:22.244
6	0.911	1:22.497	6	1.068	1:22.579	6	2.310	1:23.544	6	2.932	1:23.208	15	2.584	1:21.428
15	1.635	1:22.618	15	2.604	1:23.391	15	2.446	1:22.144	15	3.400	1:23.540	6	2.850	1:22.162
20	2.138	1:22.393	20	3.261	1:23.545	30	1 LAP	1:30.207	20	4.094	1:23.183	20	4.012	1:22.162
3	3.312	1:22.515	3	4.152	1:23.262	20	3.497	1:22.538	3	4.967	1:23.207	3	5.225	1:22.502
1	3.680	1:22.622	1	4.453	1:23.195	3	4.346	1:22.496	1	5.449	1:23.178	1	6.107	1:22.902
7	4.479	1:22.935	7	5.854	1:23.797	1	4.857	1:22.706	7	6.804	1:23.449	7	7.474	1:22.914
78	4.788	1:22.877	78	6.272	1:23.906	7	5.941	1:22.389	78	7.255	1:23.368	78	7.670	1:22.659
17	9.381	1:24.004	28	1 LAP	1:33.483	78	6.473	1:22.503	55	1 LAP	1:33.320	55	1 LAP	1:27.953
36	15.742	1:24.607	17	11.293	1:24.334	17	12.680	1:23.689	30	1 LAP	1:31.432	17	16.864	1:24.997
22	29.540	1:24.782	36	18.522	1:25.202	28	1 LAP	1:31.653	17	14.111	1:24.017	30	1 LAP	1:29.875
46	30.354	1:25.217	22	32.271	1:25.153	36	20.872	1:24.652	36	23.653	1:25.367	36	27.208	1:25.799
5	31.228	1:24.051	46	33.192	1:25.260	22	35.386	1:25.417	28	1 LAP	1:30.864	28	1 LAP	1:30.261
80	35.819	1:25.490	5	33.347	1:24.541	46	36.356	1:25.466	22	37.863	1:25.063	22	40.647	1:25.028
63	40.469	1:25.690	80	40.518	1:27.121	5	37.973	1:26.928	46	39.142	1:25.372	46	42.695	1:25.797
99	44.615	1:26.411	63	43.973	1:25.926	80	44.286	1:26.070	5	40.094	1:24.707	5	42.851	1:25.001
12	48.129	1:23.888	99	49.209	1:27.016	63	46.835	1:25.164	80	47.387	1:25.687	80	51.413	1:26.270
8	59.245	1:29.314	12	49.431	1:23.724	99	54.452	1:27.545	63	49.237	1:24.988	63	51.738	1:24.745
57	1:03.847	1:27.391	8	1:05.421	1:28.598	12	56.809	1:29.680	99	59.085	1:27.219	99	1:04.312	1:27.471
55	1:15.812	1:28.007	57	1:08.836	1:27.411	8	1:11.699	1:28.580	12	1:02.191	1:27.968	12	1:09.128	1:29.181
30	1:17.021	1:28.253	55	1:22.226	1:28.836	57	1:14.391	1:27.857	8	1:17.703	1:28.590	57	1:23.641	1:26.774
									57	1:19.111	1:27.306	8	1:24.747	1:29.288

# Caterham Roadsport B

## RACE CLASSIFICATION - RACE 9

POS	NO	CL	NAME	NAT	ENTRY	TIME	LAPS	GAP	MPH	BEST
1	66	A	James BROMLEY		Caterham Roadsport	20:34.997	13		73.97	1:32.164
2	11	A	Nathan BELL		Caterham Roadsport	20:55.587	13	20.590	72.75	1:31.909
3	24	B	Neil FLETCHER		Caterham Roadsport	21:07.907	13	32.910	72.05	1:33.904
4	16	A	Tony HAWKINS		Caterham Roadsport	21:09.626	13	34.629	71.95	1:33.184
5	99	B	Anthony DI LORENZO		Caterham Roadsport	21:44.963	13	1:09.966	70.00	1:36.883
6	14	B	Andrew MACINTOSH		Caterham Roadsport	21:47.275	13	1:12.278	69.88	1:37.646
7	30	B	Matthew PORTER		Caterham Roadsport	21:47.289	13	1:12.292	69.88	1:37.148
8	19	B	Roger NORRIS		Caterham Roadsport	21:48.211	13	1:13.214	69.83	1:34.619
9	15	B	Andrew BEAUMONT		Caterham Roadsport	21:56.511	13	1:21.514	69.39	1:38.295
10	2	B	Ron JOHNSON		Caterham Roadsport	22:08.836	13	1:33.839	68.74	1:37.774
11	1	B	Robert THOMAS		Caterham Roadsport	22:10.835	13	1:35.838	68.64	1:40.525
12	23	B	Stavros STAVROU		Caterham Roadsport	22:10.919	13	1:35.922	68.63	1:37.925
13	9	B	Jim TATCHELL		Caterham Roadsport	20:47.739	12	1 LAP	67.58	1:38.001
14	44	B	Merlin INKLEY		Caterham Roadsport	20:49.267	12	1 LAP	67.50	1:39.308
15	0	B	Martin BROWN		Caterham Roadsport	20:49.360	12	1 LAP	67.49	1:38.603

### NOT CLASSIFIED

18	B	John AYLOTT	Caterham Roadsport	19:31.666	12	D.N.F.	71.97	1:35.060
33	B	Anthony POOLE	Caterham Roadsport		0	D.N.F.	N/A	
4	B	Stuart DIXON	Caterham Roadsport		0	D.N.F.	N/A	

### FASTEST LAP

11	A	Nathan BELL	Caterham Roadsport	1:31.909	12	76.45mph	123.04kph
24	B	Neil FLETCHER	Caterham Roadsport	1:33.904	12	74.83mph	120.43kph

Weather / Track : Cloudy / Damp

These results are provisional until the conclusion of any judicial and technical matters.

Snetterton

Circuit Length = 1.9520 miles.

Start: 11:43 End: 12:04

Clerk of Course	Timekeeper:
-----------------	-------------

# Caterham Roadsport B

## LAP CHART - RACE 9

Lap 1			Lap 2			Lap 3			Lap 4			Lap 5		
No	Behind	Laptime	No	Behind	Laptime	No	Behind	Laptime	No	Behind	Laptime	No	Behind	Laptime
66		1:40.394	11		1:34.917	11		1:33.533	66		1:37.201	66		1:36.886
11	0.472	1:40.866	66	0.365	1:35.754	66	0.664	1:33.832	18	10.966	1:38.488	16	10.773	1:36.178
18	4.344	1:44.738	18	6.819	1:37.864	18	10.343	1:37.057	16	11.481	1:37.654	18	11.847	1:37.767
16	6.225	1:46.619	16	8.025	1:37.189	16	11.692	1:37.200	11	16.706	1:54.571	11	14.518	1:34.698
15	9.297	1:49.691	15	14.898	1:40.990	24	19.841	1:37.980	24	19.527	1:37.551	24	20.040	1:37.399
99	10.816	1:51.210	24	15.394	1:38.148	15	21.602	1:40.237	15	25.005	1:41.268	15	29.058	1:40.939
24	12.635	1:53.029	99	18.545	1:43.118	99	27.374	1:42.362	99	30.645	1:41.136	99	33.064	1:39.305
1	13.555	1:53.949	1	20.556	1:42.390	30	27.949	1:40.756	30	31.004	1:40.920	30	34.154	1:40.036
30	14.132	1:54.526	30	20.726	1:41.983	0	28.250	1:40.375	0	31.275	1:40.890	0	34.381	1:39.992
2	16.455	1:56.849	2	20.726	1:39.660	1	30.004	1:42.981	14	32.480	1:40.222	14	34.610	1:39.016
14	16.544	1:56.938	0	21.408	1:39.745	14	30.123	1:41.469	1	33.881	1:41.742	1	37.948	1:40.953
44	17.046	1:57.440	14	22.187	1:41.032	23	36.882	1:41.348	2	42.018	1:39.776	2	45.713	1:40.581
0	17.052	1:57.446	23	29.067	1:46.743	44	39.361	1:42.798	44	43.095	1:41.599	44	46.853	1:40.644
23	17.713	1:58.107	44	30.096	1:48.439	2	40.107	1:52.914	23	43.184	1:44.167	19	47.860	1:41.025
19	23.931	2:04.325	19	30.524	1:41.982	19	42.806	1:45.815	19	43.721	1:38.780	23	48.409	1:42.111
9	26.729	2:07.123	9	36.562	1:45.222	9	46.628	1:43.599	9	51.345	1:42.582	9	56.568	1:42.109

# Caterham Roadsport B

## LAP CHART - RACE 9

(contd.)

Lap 6			Lap 7			Lap 8			Lap 9			Lap 10		
No	Behind	Laptime	No	Behind	Laptime	No	Behind	Laptime	No	Behind	Laptime	No	Behind	Laptime
66		1:35.009	66		1:35.199	66		1:34.432	66		1:34.292	66		1:34.324
16	12.980	1:37.216	11	12.864	1:33.951	11	12.208	1:33.776	11	12.205	1:34.289	11	10.256	1:32.375
11	14.112	1:34.603	16	13.355	1:35.574	16	14.092	1:35.169	16	14.649	1:34.849	16	15.908	1:35.583
18	14.486	1:37.648	18	15.589	1:36.302	18	18.014	1:36.857	18	21.265	1:37.543	18	23.569	1:36.628
24	21.867	1:36.836	24	22.744	1:36.076	24	24.326	1:36.014	24	24.976	1:34.942	24	25.343	1:34.691
15	34.647	1:40.598	15	38.516	1:39.068	99	46.218	1:40.505	30	51.495	1:39.126	99	55.288	1:37.736
99	36.897	1:38.842	99	40.145	1:38.447	30	46.661	1:39.644	99	51.876	1:39.950	30	55.433	1:38.262
30	38.104	1:38.959	30	41.449	1:38.544	14	46.987	1:39.431	14	51.911	1:39.216	14	55.691	1:38.104
14	38.494	1:38.893	14	41.988	1:38.693	15	55.093	1:51.009	15	59.669	1:38.868	15	1:03.640	1:38.295
1	45.647	1:42.708	1	51.498	1:41.050	1	58.380	1:41.314	19	1:02.216	1:37.856	19	1:04.287	1:36.395
2	51.562	1:40.858	19	55.928	1:39.301	19	58.652	1:37.156	1	1:04.903	1:40.815	1	1:11.174	1:40.595
19	51.826	1:38.975	2	56.427	1:40.064	44	1:04.122	1:41.218	44	1:09.630	1:39.800	2	1:16.379	1:38.480
44	53.227	1:41.383	44	57.336	1:39.308	2	1:04.186	1:42.191	23	1:11.314	1:40.469	23	1:17.634	1:40.644
23	54.665	1:41.265	23	58.442	1:38.976	23	1:05.137	1:41.127	2	1:12.223	1:42.329	44	1:30.421	1:55.115
9	1:04.590	1:43.031	9	1:11.558	1:42.167	9	1:18.258	1:41.132	9	1:25.660	1:41.694	9	1:31.559	1:40.223
0	1:08.660	2:09.288	0	1:14.934	1:41.473	0	1:21.788	1:41.286	0	1:28.586	1:41.090			

# Caterham Roadsport B


## LAP CHART - RACE 9

(contd.)

Lap 11			Lap 12			Lap 13			Lap 14			Lap 15		
No	Behind	Laptime	No	Behind	Laptime	No	Behind	Laptime	No	Behind	Laptime	No	Behind	Laptime
66		1:32.558	66		1:32.952	66		1:32.164						
0	1 LAP	1:39.090	44	1 LAP	1:40.555	9	1 LAP	1:38.001						
16	19.244	1:35.894	0	1 LAP	1:38.603	44	1 LAP	1:40.968						
11	20.463	1:42.765	9	1 LAP	1:40.856	0	1 LAP	1:40.082						
18	26.725	1:35.714	11	19.420	1:31.909	11	20.590	1:33.334						
24	28.181	1:35.396	16	19.476	1:33.184	24	32.910	1:35.941						
99	1:00.342	1:37.612	18	28.833	1:35.060	16	34.629	1:47.317						
14	1:00.779	1:37.646	24	29.133	1:33.904	99	1:09.966	1:36.883						
30	1:01.866	1:38.991	99	1:05.247	1:37.857	14	1:12.278	1:37.811						
19	1:08.360	1:36.631	14	1:06.631	1:38.804	30	1:12.292	1:37.148						
15	1:09.819	1:38.737	30	1:07.308	1:38.394	19	1:13.214	1:34.619						
1	1:19.305	1:40.689	19	1:10.759	1:35.351	15	1:21.514	1:38.510						
2	1:22.130	1:38.309	15	1:15.168	1:38.301	2	1:33.839	1:39.051						
23	1:24.257	1:39.181	1	1:26.878	1:40.525	1	1:35.838	1:41.124						
			2	1:26.952	1:37.774	23	1:35.922	1:38.856						
			23	1:29.230	1:37.925									

**Caterham Roadsport B**  
**GRID - RACE 14 - AMENDED**

ROW 9	33 POOLE	4 DIXON
ROW 8	0 BROWN	18 AYLOTT
ROW 7	9 TACHELL	44 INKLEY
ROW 6	1 THOMAS	23 STAVROU
ROW 5	15 BEAUMONT	2 JOHNSON
ROW 4	30 PORTER	19 NORRIS
ROW 3	99 DI LORENZO	14 MACINTOSH
ROW 2	24 FLETCHER	16 HAWKINS
ROW 1	66 BROMLEY	11 BELL
	<b>POLE</b>	



**Weather / Track : Cloudy / Damp**  
**These results are provisional until the conclusion of any judicial and technical matters.**

Snetterton  
 Circuit Length = 1.9520 miles.  
 Start: 11:43 End: 12:04

Clerk of Course	Timekeeper:
-----------------	-------------

# Matador Tyres Radical BiDuro Championship

## RACE CLASSIFICATION - RACE 8

POS	NO	CL	DRIVER	NAT	CAR	TIME	LAPS	GAP	MPH	BEST
1	2	C	Jonathan COOK		Radical Clubsport	10:01.011	7		81.84	1:24.341
2	96	SR	Alexander MORTIMER		Radical SR4 Clubsport	10:04.814	7	3.803	81.33	1:24.303
3	89	SR	Chris STONEY		Radical SR4 Clubsport	10:06.211	7	5.200	81.14	1:24.823
4	17	C	Tim GREAVES		Radical Clubsport	10:11.014	7	10.003	80.50	1:25.263
5	3	SR	Tony FREEMAN		Radical SR4 Clubsport	10:11.611	7	10.600	80.42	1:25.732
6	99	SR	David OLDROYD		Radical SR4 Clubsport	10:13.180	7	12.169	80.22	1:25.375
7	90	SR	Jeremy FERGUSON		Radical SR4 Clubsport	10:13.809	7	12.798	80.14	1:26.162
8	55	SR	Mick HYDE		Radical SR4 Clubsport	10:16.021	7	15.010	79.85	1:25.209
9	21	C	Phil WAITE		Radical Clubsport	10:23.552	7	22.541	78.88	1:26.660
10	12	C	Tim JONES		Radical Clubsport	10:24.817	7	23.806	78.72	1:27.354
11	77	SR	James SAGGERS		Radical SR4 Clubsport	10:25.171	7	24.160	78.68	1:27.060
12	67	SR	Phillip ABBOTT		Radical SR4 Clubsport	10:33.526	7	32.515	77.64	1:26.153
13	22	C	Jim GREENFIELD		Radical Clubsport	10:38.255	7	37.244	77.07	1:28.873
14	20	C	Glenn STOKES		Radical Clubsport	10:40.242	7	39.231	76.83	1:29.116
15	35	C	Phillip GIBB		Radical Clubsport	10:41.884	7	40.873	76.63	1:28.991
16	51	SR	Henry MORGAN		Radical SR4 Clubsport	10:47.120	7	46.109	76.01	1:25.892
17	14	C	Roger BROMILEY		Radical Clubsport	10:59.164	7	58.153	74.62	1:28.674
NOT CLASSIFIED										
8	C	Mark SUTTERBY		Radical Clubsport		0	D.N.F.	N/A		
7	C	Adrian MARDLIN		Radical Clubsport		0	D.N.F.	N/A		
FASTEST LAP										
96	SR	Alexander MORTIMER		Radical SR4 Clubsport		1:24.303	7	83.35mph	134.14kph	
2	C	Jonathan COOK		Radical Clubsport		1:24.341	3	83.31mph	134.08kph	

Weather / Track : Light Drizzle / Damp

These results are provisional until the conclusion of any judicial and technical matters.

Snetterton  
Circuit Length = 1.9520 miles.  
Start: 12:18 End: 12:51

Clerk of Course	Timekeeper:
-----------------	-------------

# Matador Tyres Radical BiDuro Championship

## LAP CHART - RACE 8

Lap 1			Lap 2			Lap 3			Lap 4			Lap 5		
No	Behind	Laptime	No	Behind	Laptime	No	Behind	Laptime	No	Behind	Laptime	No	Behind	Laptime
55		1:31.048	2		1:24.356	2		1:24.341	2		1:24.785	2		1:25.032
2	0.622	1:31.670	89	1.245	1:25.095	89	2.144	1:25.240	89	3.295	1:25.936	89	3.671	1:25.408
89	1.128	1:32.176	55	1.971	1:26.949	96	3.657	1:24.753	96	3.602	1:24.730	96	4.147	1:25.577
3	2.187	1:33.235	3	2.941	1:25.732	3	5.437	1:26.837	3	6.539	1:25.887	3	7.308	1:25.801
67	2.427	1:33.475	96	3.245	1:25.464	17	5.759	1:26.267	17	6.961	1:25.987	17	7.693	1:25.764
96	2.759	1:33.807	17	3.833	1:25.263	99	7.333	1:26.297	99	8.961	1:26.413	99	9.992	1:26.063
17	3.548	1:34.596	99	5.377	1:25.375	90	8.419	1:26.591	90	9.796	1:26.162	90	11.179	1:26.415
90	4.020	1:35.068	90	6.169	1:27.127	21	10.185	1:26.963	21	13.177	1:27.777	55	15.133	1:25.509
99	4.980	1:36.028	21	7.563	1:26.660	12	12.151	1:27.642	55	14.656	1:26.425	21	17.321	1:29.176
21	5.881	1:36.929	12	8.850	1:27.354	55	13.016	1:35.386	12	15.198	1:27.832	12	19.031	1:28.865
12	6.474	1:37.522	77	10.122	1:28.143	77	13.935	1:28.154	77	17.804	1:28.654	77	20.301	1:27.529
77	6.957	1:38.005	20	12.183	1:29.377	51	18.102	1:28.833	51	19.894	1:26.577	51	20.754	1:25.892
20	7.784	1:38.832	14	12.228	1:28.674	20	19.091	1:31.249	20	23.873	1:29.567	20	27.957	1:29.116
14	8.532	1:39.580	22	13.309	1:28.957	22	19.803	1:30.835	22	24.616	1:29.598	22	28.457	1:28.873
22	9.330	1:40.378	51	13.610	1:26.493	35	22.081	1:30.819	35	27.052	1:29.756	67	28.867	1:26.387
35	10.124	1:41.172	35	15.603	1:30.457	67	25.601	1:26.224	67	27.512	1:26.696	35	32.317	1:30.297
51	12.095	1:43.143	67	23.718	1:46.269	14	27.041	1:39.154	14	32.743	1:30.487	14	38.352	1:30.641

# Matador Tyres Radical BiDuro Championship

## LAP CHART - RACE 8

(contd.)

Lap 6			Lap 7			Lap 8			Lap 9			Lap 10		
No	Behind	Laptime	No	Behind	Laptime	No	Behind	Laptime	No	Behind	Laptime	No	Behind	Laptime
2		1:25.012	2		1:25.815									
96	5.315	1:26.180	96	3.803	1:24.303									
89	6.192	1:27.533	89	5.200	1:24.823									
17	8.502	1:25.821	17	10.003	1:27.316									
3	9.383	1:27.087	3	10.600	1:27.032									
99	11.712	1:26.732	99	12.169	1:26.272									
90	12.354	1:26.187	90	12.798	1:26.259									
55	15.330	1:25.209	55	15.010	1:25.495									
21	20.390	1:28.081	21	22.541	1:27.966									
12	21.555	1:27.536	12	23.806	1:28.066									
77	22.915	1:27.626	77	24.160	1:27.060									
67	32.177	1:28.322	67	32.515	1:26.153									
22	33.736	1:30.291	22	37.244	1:29.323									
20	34.275	1:31.330	20	39.231	1:30.771									
35	37.697	1:30.392	35	40.873	1:28.991									
51	45.510	1:49.768	51	46.109	1:26.414									
14	53.107	1:39.767	14	58.153	1:30.861									

# British Superkart Association Championships for Div 1 Superkarts

## RACE CLASSIFICATION - RACE 10

POS	NO	CL	NAME	NAT	ENTRY	TIME	LAPS	GAP	MPH	BEST
1	52	A	John RILEY		Anderson/Rotax	16:11.002	12		86.84	1:19.195
2	4	A	Dave HARVEY		Anderson/Rotax	16:37.932	12	26.930	84.50	1:21.625
3	31	A	Kevin DENT		Anderson/TM	16:52.326	12	41.324	83.30	1:20.092
4	41	A	Boyd HARRINGTON		Spyda/Pavesi	16:53.859	12	42.857	83.17	1:23.287
5	34	B	Steve BRIGGS		F1/Honda	16:59.074	12	48.072	82.74	1:23.527
6	70	A	Vic HEMPSHALL		ADE/Rotax	16:59.335	12	48.333	82.72	1:23.649
7	27	A	Simon PYM		PVP/Rotax	17:03.454	12	52.452	82.39	1:23.172
8	40	B	Peter DEARDEN		Anderson/Honda	17:11.496	12	1:00.494	81.75	1:23.374
9	0	A	Dan CLOWES		PVP/Rotax	17:13.564	12	1:02.562	81.58	1:22.771
10	21	A	Chris JONES		Anderson/Rotax	17:21.384	12	1:10.382	80.97	1:25.001
11	115	B	Simon HOLLOWAY		ADE/Honda	17:24.784	12	1:13.782	80.71	1:23.894
12	94	A	Bob HOSIER		ADE/Rotax	17:32.999	12	1:21.997	80.08	1:25.258
13	8	D	Richard WEAVERS		Anderson/Pavesi	17:35.603	12	1:24.601	79.88	1:26.345
14	140	D	Charlie JOHNSON		F1/TM	16:20.716	11	1 LAP	78.81	1:27.283
15	127	C	David WRIGHT		Anderson/Honda	16:27.773	11	1 LAP	78.25	1:26.665
16	99	B	Nigel BRASSETT		Anderson/Honda	16:41.327	11	1 LAP	77.19	1:27.717
17	144	D	Peter BENNETT		Anderson/Pavesi	16:57.764	11	1 LAP	75.95	1:30.200
18	28	C	Nic REYNOLDS		Anderson/KTM	17:00.435	11	1 LAP	75.75	1:29.576
19	11	A	Mark ELLIS		Mercury/Rotax	17:10.810	11	1 LAP	74.98	1:29.836
20	20	B	Andrew RIPPIN		Anderson/Rotax	16:12.897	10	1.895	72.23	1:31.366
21	3	A	Paul KENNINGS		Anderson/Rotax	16:29.257	10		71.03	1:23.802
22	51	D	Howard BENNETT		LGK/CRK	16:44.333	10	15.076	69.96	1:37.754

### NOT CLASSIFIED

98	C	Graham ROSCOE		F1/Honda	14:08.224	10	D.N.F.	82.84	1:22.593
23	A	David MAXIM		Raider/Rotax	15:51.001	10	D.N.F.	73.89	1:24.663
00	B	Stephen JOHNSON		Anderson/Honda	14:06.220	9	D.N.F.	74.73	1:26.933
48	C	Robert TAYLOR		Anderson/KTM	6:19.327	4	D.N.F.	74.10	1:28.501
32	C	Heath MARAH		Jade/Honda	5:00.180	3	D.N.F.	70.23	1:27.457
44	A	Steve JONES		PVP/SGM	4:48.318	2	D.N.F.	48.74	1:40.371
56	C	Dean HAWLEY		Anderson/Honda		0	D.N.F.	N/A	
14	A	Graham BARKER		Anderson/SGM		0	D.N.F.	N/A	

### FASTEST LAP

52	A	John RILEY		Anderson/Rotax	1:19.195	4	88.73mph	142.80kph
98	C	Graham ROSCOE		F1/Honda	1:22.593	5	85.08mph	136.92kph
40	B	Peter DEARDEN		Anderson/Honda	1:23.374	12	84.28mph	135.64kph
8	D	Richard WEAVERS		Anderson/Pavesi	1:26.345	8	81.38mph	130.97kph

Weather / Track : Light Drizzle / Damp

These results are provisional until the conclusion of any judicial and technical matters.

Snetterton

Circuit Length = 1.9520 miles.

Start: 13:01 End: 13:17

Clerk of Course	Timekeeper:
-----------------	-------------

# British Superkart Association Championships for Div 1 Superkarts

## LAP CHART - RACE 10

Lap 1			Lap 2			Lap 3			Lap 4			Lap 5		
No	Behind	Laptime	No	Behind	Laptime	No	Behind	Laptime	No	Behind	Laptime	No	Behind	Laptime
52		1:25.516	52		1:20.121	52		1:20.725	52		1:19.195	52		1:19.550
98	1.144	1:26.660	31	3.438	1:21.663	31	2.926	1:20.213	31	3.823	1:20.092	31	5.146	1:20.873
31	1.896	1:27.412	98	4.697	1:23.674	98	6.733	1:22.761	4	10.094	1:21.625	20	1 LAP	1:32.482
4	3.305	1:28.821	4	6.217	1:23.033	4	7.664	1:22.172	70	16.277	1:24.653	4	13.120	1:22.576
70	3.647	1:29.163	70	7.853	1:24.327	70	10.819	1:23.691	41	16.652	1:23.769	41	20.855	1:23.753
34	4.356	1:29.872	34	8.649	1:24.414	41	12.078	1:23.554	34	18.612	1:24.526	70	21.362	1:24.635
41	4.811	1:30.327	41	9.249	1:24.559	34	13.281	1:25.357	27	18.814	1:24.266	98	23.468	1:22.593
27	5.344	1:30.860	27	10.156	1:24.933	27	13.743	1:24.312	98	20.425	1:32.887	34	24.507	1:25.445
3	6.159	1:31.675	23	11.818	1:25.414	3	18.846	1:27.122	3	24.826	1:25.175	27	27.141	1:27.877
23	6.525	1:32.041	3	12.449	1:26.411	21	22.761	1:27.518	21	29.712	1:26.146	3	30.687	1:25.411
21	8.125	1:33.641	21	15.968	1:27.964	40	23.575	1:26.950	23	30.330	1:25.662	21	35.163	1:25.001
32	9.004	1:34.520	32	16.340	1:27.457	115	23.575	1:27.435	40	30.378	1:25.998	40	35.712	1:24.884
115	10.641	1:36.157	115	16.865	1:26.345	23	23.863	1:32.770	115	33.640	1:29.260	23	37.044	1:26.264
40	10.691	1:36.207	40	17.350	1:26.780	0	25.803	1:27.451	0	34.445	1:27.837	0	39.599	1:24.704
8	11.342	1:36.858	0	19.077	1:26.121	8	27.501	1:28.459	8	36.130	1:27.824	115	40.644	1:26.554
140	12.704	1:38.220	8	19.767	1:28.546	140	28.266	1:28.353	94	36.450	1:25.718	94	43.034	1:26.134
0	13.077	1:38.593	140	20.638	1:28.055	94	29.927	1:26.492	140	36.926	1:27.855	8	44.417	1:27.837
44	14.855	1:40.371	94	24.160	1:26.687	127	38.591	1:30.702	127	48.243	1:28.847	140	46.107	1:28.731
127	17.562	1:43.078	127	28.614	1:31.173	44	1 LAP	3:07.947P	99	52.980	1:29.627	127	56.993	1:28.300
94	17.594	1:43.110	144	32.039	1:33.385	99	42.548	1:31.001	48	53.770	1:28.501	99	1:04.483	1:31.053
144	18.775	1:44.291	99	32.272	1:33.376	48	44.464	1:31.032	144	57.590	1:30.910	144	1:09.405	1:31.365
99	19.017	1:44.533	48	34.157	1:34.183	144	45.875	1:34.561	28	1:00.965	1:31.975	28	1:12.113	1:30.698
48	20.095	1:45.611	28	35.401	1:34.331	11	47.078	1:31.987	11	1:01.383	1:33.500	11	1:13.102	1:31.269
11	20.759	1:46.275	11	35.816	1:35.178	28	48.185	1:33.509	00	1:09.315	1:29.156	00	1:17.102	1:27.337
28	21.191	1:46.707	51	41.255	1:39.223	32	53.818	1:58.203P	51	1:17.862	1:38.391			
51	22.153	1:47.669	00	51.881	1:40.884	51	58.666	1:38.136						
00	31.118	1:56.634	20	1:05.036	1:36.958	00	59.354	1:28.198						
20	48.199	2:13.715				20	1:18.525	1:34.214						

# British Superkart Association Championships for Div 1 Superkarts

## LAP CHART - RACE 10

(contd.)

Lap 6			Lap 7			Lap 8			Lap 9			Lap 10		
No	Behind	Laptime	No	Behind	Laptime	No	Behind	Laptime	No	Behind	Laptime	No	Behind	Laptime
52		1:20.918	52		1:20.977	52		1:20.456	52		1:20.329	52		1:20.262
31	13.868	1:29.640	28	1 LAP	1:30.430	144	1 LAP	1:30.550	99	1 LAP	1:27.717	127	1 LAP	1:26.665
51	1 LAP	1:38.660	00	1 LAP	1:27.094	00	1 LAP	1:26.933	144	1 LAP	1:30.538	99	1 LAP	1:28.969
4	16.687	1:24.485	11	1 LAP	1:33.483	28	1 LAP	1:30.784	31	20.559	1:23.622	31	21.804	1:21.507
41	24.702	1:24.765	31	15.607	1:22.716	11	1 LAP	1:29.836	28	1 LAP	1:30.035	4	24.618	1:22.332
70	25.329	1:24.885	4	18.443	1:22.733	31	17.266	1:22.115	4	22.548	1:22.144	144	1 LAP	1:30.712
20	1 LAP	1:34.142	41	27.488	1:23.763	4	20.733	1:22.746	11	1 LAP	1:29.861	28	1 LAP	1:29.576
34	27.224	1:23.635	70	28.462	1:24.110	41	30.597	1:23.565	00	1 LAP	1:42.436	00	1 LAP	1:27.548
98	27.590	1:25.040	98	30.308	1:23.695	70	32.084	1:24.078	41	33.913	1:23.645	41	38.216	1:24.565
27	32.223	1:26.000	34	31.000	1:24.753	98	32.875	1:23.023	70	35.404	1:23.649	70	40.027	1:24.885
3	34.510	1:24.741	51	1 LAP	1:37.754	34	34.477	1:23.933	98	36.285	1:23.739	98	40.175	1:24.152
40	39.661	1:24.867	27	35.509	1:24.263	27	38.908	1:23.855	34	37.675	1:23.527	11	1 LAP	1:37.008
21	39.993	1:25.748	3	37.335	1:23.802	3	41.144	1:24.265	27	42.669	1:24.090	34	41.116	1:23.703
0	42.552	1:23.871	20	1 LAP	1:32.957	23	1 LAP	1:26.326	3	44.904	1:24.089	27	45.579	1:23.172
115	45.557	1:25.831	23	1 LAP	2:46.543	40	49.115	1:26.369	40	52.727	1:23.941	40	56.684	1:24.219
94	48.794	1:26.678	40	43.202	1:24.518	0	50.002	1:24.091	23	1 LAP	1:25.706	23	1 LAP	1:25.612
8	49.983	1:26.484	0	46.367	1:24.792	20	1 LAP	1:33.259	0	53.409	1:23.736	0	58.429	1:25.282
140	52.606	1:27.417	21	47.509	1:28.493	21	52.489	1:25.436	21	57.213	1:25.053	21	1:02.095	1:25.144
127	1:04.058	1:27.983	115	49.214	1:24.634	115	53.440	1:24.682	115	59.787	1:26.676	115	1:03.419	1:23.894
99	1:12.526	1:28.961	94	54.266	1:26.449	94	1:00.721	1:26.911	20	1 LAP	1:31.671	94	1:12.482	1:25.633
144	1:19.521	1:31.034	8	55.845	1:26.839	51	1 LAP	1:48.688	94	1:07.111	1:26.719	20	1 LAP	1:31.366
			140	58.912	1:27.283	8	1:01.734	1:26.345	8	1:08.009	1:26.604	8	1:14.124	1:26.377
			127	1:10.760	1:27.679	140	1:06.706	1:28.250	140	1:13.858	1:27.481			
			99	1:19.769	1:28.220	127	1:17.373	1:27.069	51	1 LAP	1:38.747			

# British Superkart Association Championships for Div 1 Superkarts


## LAP CHART - RACE 10

(contd.)

Lap 11			Lap 12			Lap 13			Lap 14			Lap 15		
No	Behind	Laptime	No	Behind	Laptime	No	Behind	Laptime	No	Behind	Laptime	No	Behind	Laptime
52		1:21.228	52		1:21.725									
140	1 LAP	1:29.675	20	2 LAPS	1:32.133									
127	1 LAP	1:27.893	140	1 LAP	1:29.396									
51	2 LAPS	1:38.290	127	1 LAP	1:28.384									
99	1 LAP	1:29.016	3	2 LAPS	3:36.566									
4	26.048	1:22.658	4	26.930	1:22.607									
144	1 LAP	1:30.218	99	1 LAP	1:28.854									
31	39.297	1:38.721	51	2 LAPS	1:38.775									
28	1 LAP	1:31.054	31	41.324	1:23.752									
41	40.275	1:23.287	41	42.857	1:24.307									
70	43.921	1:25.122	144	1 LAP	1:30.200									
34	44.714	1:24.826	34	48.072	1:25.083									
27	49.150	1:24.799	70	48.333	1:26.137									
11	1 LAP	1:31.596	28	1 LAP	1:31.336									
40	58.845	1:23.389	27	52.452	1:25.027									
0	59.972	1:22.771	11	1 LAP	1:30.817									
23	1 LAP	1:24.663	40	1:00.494	1:23.374									
21	1:05.869	1:25.002	0	1:02.562	1:24.315									
115	1:09.476	1:27.285	21	1:10.382	1:26.238									
94	1:16.512	1:25.258	115	1:13.782	1:26.031									
8	1:19.437	1:26.541	94	1:21.997	1:27.210									
			8	1:24.601	1:26.889									

# British Superkart Association Championships for Div 1 Superkarts

## GRID - RACE 16

ROW 16	9 EDWARDS	
ROW 15	56 HAWLEY	14 BARKER
ROW 14	51 BENNETT	44 JONES
ROW 13	144 BENNETT	20 RIPPIN
ROW 12	28 REYNOLDS	11 ELLIS
ROW 11	99 BRASSETT	48 TAYLOR
ROW 10	140 JOHNSON	32 MARAH
ROW 9	127 WRIGHT	00 JOHNSON
ROW 8	94 HOSIER	8 WEAVERS
ROW 7	23 MAXIM	21 JONES
ROW 6	3 KENNINGS	115 HOLLOWAY
ROW 5	34 BRIGGS	70 HEMPSHALL
ROW 4	41 HARRINGTON	40 DEARDEN
ROW 3	0 CLOWES	27 PYM
ROW 2	4 HARVEY	98 ROSCOE
ROW 1	52 RILEY	31 DENT
<b>POLE</b>		
		

Weather / Track : Light Drizzle / Damp

These results are provisional until the conclusion of any judicial and technical matters.

Snetterton  
Circuit Length = 1.9520 miles.  
Start: 13:01 End: 13:17

Clerk of Course		Timekeeper:
-----------------	--	-------------

# Avon Tyres Clubmans Formula Ford 1800

## RACE CLASSIFICATION - RACE 11

POS	NO	CL	NAME	NAT	ENTRY	TIME	LAPS	GAP	MPH	BEST
1	4	A	Zan WILKINSON		Van Diemen RF03	20:59.296	14		78.12	1:28.627
2	5	B	Neil TOFTS		Swift SC98Z	21:03.331	14	4.035	77.87	1:28.635
3	2	A	Ryan PAROUTY		Van Diemen RF03	21:07.822	14	8.526	77.59	1:28.454
4	26	A	Yudi DOYLE		Van Diemen RF99	21:28.343	14	29.047	76.36	1:29.718
5	96	A	Jason DOWN		Getem GD304/Z	21:52.331	14	53.035	74.96	1:31.744
6	48	A	Craig BELL		Van Diemen RF02	22:06.539	14	1:07.243	74.16	1:31.166
7	3	A	Nicolas DAUTIGNY		Mygale SJ2000	22:26.799	14	1:27.503	73.04	1:31.344
8	10	A	Matthew PAYNE		Mygale SJ2000	21:03.021	13	1 LAP	72.32	1:34.817
9	99	A	Sean GAFFNEY		Van Diemen RF88	21:32.912	13	1 LAP	70.65	1:35.837
10	88	A	Andrew MICHAELIDES		Van Diemen RF99	21:47.671	13	1 LAP	69.86	1:36.797
NOT CLASSIFIED										
82	B		Robert HOWE		Van Diemen RF96	4:51.910	3	D.N.F.	72.22	1:33.402
6	A		Lucy WARDROP		Van Diemen	1:43.977	1	D.N.F.	67.58	1:43.977
FASTEST LAP										
2	A		Ryan PAROUTY		Van Diemen RF03	1:28.454	12	79.44mph		127.85kph
5	B		Neil TOFTS		Swift SC98Z	1:28.635	9	79.28mph		127.59kph

Weather / Track : Drizzle / Damp

These results are provisional until the conclusion of any judicial and technical matters.

Snetterton

Circuit Length = 1.9520 miles.

Start: 14:02 End: 14:23

Clerk of Course	Timekeeper:
-----------------	-------------

# Avon Tyres Clubmans Formula Ford 1800

## LAP CHART - RACE 11

Lap 1			Lap 2			Lap 3			Lap 4			Lap 5		
No	Behind	Laptime	No	Behind	Laptime	No	Behind	Laptime	No	Behind	Laptime	No	Behind	Laptime
4		1:36.026	4		1:30.463	4		1:30.140	4		1:30.281	4		1:30.366
5	1.641	1:37.667	5	2.592	1:31.414	5	2.846	1:30.394	5	2.317	1:29.752	5	1.884	1:29.933
2	2.335	1:38.361	2	3.122	1:31.250	2	3.994	1:31.012	2	3.388	1:29.675	2	2.704	1:29.682
26	5.130	1:41.156	82	11.054	1:33.402	26	14.714	1:32.676	26	16.726	1:32.293	26	17.968	1:31.608
6	7.951	1:43.977	26	12.178	1:37.511	82	15.281	1:34.367	96	19.877	1:33.103	96	22.651	1:33.140
82	8.115	1:44.141	96	14.360	1:34.526	96	17.055	1:32.835	3	31.117	1:34.634	3	34.727	1:33.976
3	8.539	1:44.565	10	18.556	1:37.822	10	25.815	1:37.399	10	32.810	1:37.276	48	35.174	1:32.308
96	10.297	1:46.323	48	19.324	1:37.436	48	26.629	1:37.445	48	33.232	1:36.884	10	38.956	1:36.512
10	11.197	1:47.223	3	21.012	1:42.936	3	26.764	1:35.892	88	42.086	1:36.941	88	51.006	1:39.286
48	12.351	1:48.377	88	25.722	1:41.589	88	35.426	1:39.844	99	45.195	1:38.082	99	53.440	1:38.611
88	14.596	1:50.622	99	28.101	1:42.606	99	37.394	1:39.433						
99	15.958	1:51.984												

# Avon Tyres Clubmans Formula Ford 1800

## LAP CHART - RACE 11

(contd.)

Lap 6			Lap 7			Lap 8			Lap 9			Lap 10		
No	Behind	Laptime	No	Behind	Laptime	No	Behind	Laptime	No	Behind	Laptime	No	Behind	Laptime
4		1:29.664	4		1:29.318	4		1:29.770	4		1:28.925	4		1:28.737
5	2.277	1:30.057	5	2.284	1:29.325	5	2.039	1:29.525	5	1.749	1:28.635	5	2.580	1:29.568
2	2.911	1:29.871	2	3.328	1:29.735	2	3.279	1:29.721	2	4.493	1:30.139	2	5.663	1:29.907
26	19.681	1:31.377	26	21.148	1:30.785	26	21.392	1:30.014	26	22.471	1:30.004	26	24.070	1:30.336
96	25.971	1:32.984	96	29.381	1:32.728	96	32.321	1:32.710	96	35.140	1:31.744	96	38.459	1:32.056
3	37.861	1:32.798	3	41.057	1:32.514	3	42.631	1:31.344	3	46.195	1:32.489	3	50.865	1:33.407
48	38.445	1:32.935	48	42.487	1:33.360	48	44.890	1:32.173	48	48.260	1:32.295	48	52.675	1:33.152
10	44.953	1:35.661	10	50.755	1:35.120	10	55.979	1:34.994	10	1:03.231	1:36.177	10	1:09.563	1:35.069
88	59.523	1:38.181	88	1:07.702	1:37.497	88	1:14.729	1:36.797	99	1:22.392	1:36.049			
99	1:00.905	1:37.129	99	1:09.002	1:37.415	99	1:15.268	1:36.036	88	1:23.067	1:37.263			

# Avon Tyres Clubmans Formula Ford 1800

## LAP CHART - RACE 11

(contd.)

Lap 11			Lap 12			Lap 13			Lap 14			Lap 15		
No	Behind	Laptime	No	Behind	Laptime	No	Behind	Laptime	No	Behind	Laptime	No	Behind	Laptime
4		1:29.238	4		1:28.878	4		1:28.627	4		1:28.863			
5	2.622	1:29.280	5	3.357	1:29.613	5	4.014	1:29.284	10	1 LAP	1:38.915			
2	7.645	1:31.220	2	7.221	1:28.454	2	7.477	1:28.883	5	4.035	1:28.884			
99	1 LAP	1:43.427	99	1 LAP	1:36.623	99	1 LAP	1:35.837	2	8.526	1:29.912			
88	1 LAP	1:49.127	26	26.273	1:30.601	26	27.582	1:29.936	26	29.047	1:30.328			
26	24.550	1:29.718	88	1 LAP	1:42.653	88	1 LAP	1:39.203	99	1 LAP	1:39.680			
96	41.162	1:31.941	96	44.597	1:32.313	96	47.716	1:31.746	88	1 LAP	1:38.668			
48	54.603	1:31.166	48	58.605	1:32.880	48	1:02.754	1:32.776	96	53.035	1:34.182			
3	57.876	1:36.249	3	1:06.963	1:37.965	3	1:17.738	1:39.402	48	1:07.243	1:33.352			
10	1:15.142	1:34.817	10	1:22.300	1:36.036				3	1:27.503	1:38.628			

# Avon Tyres Clubmans Formula Ford 1800

## GRID - RACE 15 - AMENDED

ROW 6	82	HOWE	6	WARDROP
ROW 5	99	GAFFNEY	88	MICHAELIDES
ROW 4	3	DAUTIGNY	10	PAYNE
ROW 3	96	DOWN	48	BELL
ROW 2	2	PAROUTY	26	DOYLE
ROW 1	4	WILKINSON	5	TOFTS
		<b>POLE</b>		

Weather / Track : Drizzle / Damp

These results are provisional until the conclusion of any judicial and technical matters.

Snetterton  
 Circuit Length = 1.9520 miles.  
 Start: 14:02 End: 14:23

Clerk of Course		Timekeeper:
-----------------	--	-------------

# ARP Formula 3 Championship

## RACE CLASSIFICATION - RACE 12

POS	NO	CL	DRIVER	NAT	CAR	TIME	LAPS	GAP	MPH	BEST
1	17	A	James WINSLOW		Dallara F396	10:02.963	8		93.23	1:14.046
2	1	A	Richard MARSH		Dallara F398	10:04.097	8	1.134	93.06	1:14.027
3	11	A	Shane KELLY		Dallara F397	10:19.079	8	16.116	90.80	1:15.067
4	7	A	Jon GRAY		Dallara F399	10:24.214	8	21.251	90.06	1:16.620
5	4	A	Keith BALDWIN		Dallara F300	10:26.193	8	23.230	89.77	1:15.495
6	12	A	Stuart WILTSHIRE		Dallara F301	10:26.329	8	23.366	89.75	1:15.600
7	31	B	Daron BLAND		Reynard 903	10:27.701	8	24.738	89.56	1:15.203
8	43	B	Nicholas ROBINSON		Dallara F392	10:28.463	8	25.500	89.45	1:15.637
9	38	B	Peter KALPAKIOTIS		Dallara 391	10:56.181	8	53.218	85.67	1:17.378

### NOT CLASSIFIED

6	A	Janine PAYNE		Dallara F300		0	D.N.F.	N/A
36	B	Oliver ALLAN		Reynard 913		0	D.N.F.	N/A

### FASTEST LAP

1	A	Richard MARSH		Dallara F398	1:14.027	7	94.92mph	152.77kph
31	B	Daron BLAND		Reynard 903	1:15.203	7	93.44mph	150.38kph

Weather / Track : Cloudy / Drying

These results are provisional until the conclusion of any judicial and technical matters.

Snetterton

Circuit Length = 1.9520 miles.

Start: 14:37 End: 15:10

Clerk of Course	Timekeeper:
-----------------	-------------

# ARP Formula 3 Championship

## LAP CHART - RACE 12

Lap 1			Lap 2			Lap 3			Lap 4			Lap 5		
No	Behind	Laptime	No	Behind	Laptime	No	Behind	Laptime	No	Behind	Laptime	No	Behind	Laptime
1		1:20.001	1		1:15.422	1		1:14.850	17		1:14.754	17		1:14.402
17	0.421	1:20.422	17	0.081	1:15.082	17	0.321	1:15.090	1	0.738	1:15.813	1	1.451	1:15.115
11	3.308	1:23.309	11	3.628	1:15.742	11	3.845	1:15.067	11	4.276	1:15.506	11	6.511	1:16.637
7	3.782	1:23.783	7	5.929	1:17.569	7	7.699	1:16.620	7	9.309	1:16.685	7	13.073	1:18.166
12	5.367	1:25.368	4	7.499	1:17.123	4	8.144	1:15.495	4	9.361	1:16.292	4	18.017	1:23.058
4	5.798	1:25.799	12	8.368	1:18.423	12	10.673	1:17.155	12	13.882	1:18.284	12	18.243	1:18.763
31	8.078	1:28.079	31	10.626	1:17.970	31	12.857	1:17.081	31	15.322	1:17.540	31	18.688	1:17.768
43	8.686	1:28.687	43	11.583	1:18.319	43	13.743	1:17.010	43	16.169	1:17.501	43	19.498	1:17.731
38	13.939	1:33.940	38	22.386	1:23.869	38	28.904	1:21.368	38	34.422	1:20.593	38	40.696	1:20.676

# ARP Formula 3 Championship

## LAP CHART - RACE 12

(contd.)

Lap 6			Lap 7			Lap 8			Lap 9			Lap 10		
No	Behind	Laptime	No	Behind	Laptime	No	Behind	Laptime	No	Behind	Laptime	No	Behind	Laptime
17		1:14.857	17		1:14.310	17		1:14.046						
1	1.419	1:14.825	1	1.136	1:14.027	1	1.134	1:14.044						
11	9.118	1:17.464	11	12.383	1:17.575	11	16.116	1:17.779						
7	15.819	1:17.603	7	18.653	1:17.144	7	21.251	1:16.644						
4	19.790	1:16.630	4	21.348	1:15.868	4	23.230	1:15.928						
12	20.255	1:16.869	12	21.812	1:15.867	12	23.366	1:15.600						
31	21.940	1:18.109	31	22.833	1:15.203	31	24.738	1:15.951						
43	22.168	1:17.527	43	23.909	1:16.051	43	25.500	1:15.637						
38	45.486	1:19.647	38	49.886	1:18.710	38	53.218	1:17.378						

# Dunlop Radical Enduro Championship

## RACE CLASSIFICATION - RACE 13

POS	NO	CL	DRIVER	NAT	CAR	TIME	LAPS	GAP	MPH	BEST
1	96	SR	BARAZI/DUDFIELD		Radical SR3	38:04.132	32		98.44	1:09.000
2	20	P	KAISER/ASPINALL		Radical Prosport	38:21.094	32	16.962	97.72	1:09.040
3	68	SR	QUAIFE/MOSELEY		Radical SR3	38:23.786	32	19.654	97.60	1:08.795
4	11	P	PADMORE/DOVE		Radical Prosport	38:27.813	32	23.681	97.43	1:09.667
5	59	SR	Paul THOMAS		Radical SR3	38:41.854	32	37.722	96.85	1:09.369
6	66	SR	Andy DEMETRIOU		Radical SR3	39:01.633	32	57.501	96.03	1:10.401
7	97	SR	Paul WARREN		Radical SR3	39:12.285	32	1:08.153	95.59	1:09.194
8	51	SR	STILP/MOULTON		Radical SR3	38:10.926	31	1 LAP	95.09	1:10.323
9	50	P	WILLIAMS/PLUCK		Radical Prosport	38:31.993	31	1 LAP	94.22	1:10.202
10	39	P	Mark SUTTERBY		Radical Prosport	38:44.864	31	1 LAP	93.70	1:12.086
11	12	P	GREEN/SUTHERLAND		Radical Prosport	38:50.214	31	1 LAP	93.48	1:11.743
12	22	P	POPPLEWELL/FOSTER		Radical Prosport	38:50.498	31	1 LAP	93.47	1:10.776
13	88	SR	James BAXTER		Radical SR3	39:11.758	29	3 LAPS	86.65	1:16.838

### NOT CLASSIFIED

77	SR	John STANLEY		Radical SR3	26:07.254	20	D.N.F.	89.67	1:12.982
7	SR	Brendan DESCHAMPS		Radical SR3	24:06.442	18	D.N.F.	87.44	1:10.222
90	SR	ABBOTT/REDWOOD		Radical SR3	9:25.571	8	D.N.F.	99.40	1:09.524
34	P	MOORE/MOULTON		Radical Prosport	2:41.592	2	D.N.F.	86.97	1:13.836

### FASTEST LAP

68	SR	QUAIFE/MOSELEY		Radical SR3	1:08.795	32	102.14mph	164.38kph
20	P	KAISER/ASPINALL		Radical Prosport	1:09.040	11	101.78mph	163.80kph

Weather / Track : Cloudy / Dry

These results are provisional until the conclusion of any judicial and technical matters.

Snetterton

Circuit Length = 1.9520 miles.

Start: 15:25 End: 16:03

Clerk of Course	Timekeeper:
-----------------	-------------

# Dunlop Radical Enduro Championship

## LAP CHART - RACE 13

Lap 1			Lap 2			Lap 3			Lap 4			Lap 5		
No	Behind	Laptime	No	Behind	Laptime	No	Behind	Laptime	No	Behind	Laptime	No	Behind	Laptime
96		1:12.840	96		1:11.334	96		1:10.349	96		1:10.623	96		1:10.068
51	1.133	1:13.973	51	0.806	1:11.007	51	0.780	1:10.323	90	0.992	1:10.343	90	0.448	1:09.524
90	1.923	1:14.763	90	1.305	1:10.716	90	1.272	1:10.316	51	1.667	1:11.510	51	2.903	1:11.304
11	2.385	1:15.225	11	2.201	1:11.150	11	2.096	1:10.244	11	1.986	1:10.513	11	3.123	1:11.205
68	4.165	1:17.005	68	5.191	1:12.360	68	6.812	1:11.970	68	8.080	1:11.891	68	9.273	1:11.261
59	7.025	1:19.865	59	9.557	1:13.866	59	12.363	1:13.155	20	12.696	1:10.673	20	12.459	1:09.831
7	7.664	1:20.504	7	10.234	1:13.904	20	12.646	1:12.508	66	14.134	1:11.878	66	15.260	1:11.194
20	7.812	1:20.652	20	10.487	1:14.009	66	12.879	1:12.174	7	15.056	1:12.359	7	16.339	1:11.351
50	8.525	1:21.365	66	11.054	1:13.431	7	13.320	1:13.435	50	16.599	1:13.325	97	17.891	1:11.143
66	8.957	1:21.797	50	11.292	1:14.101	50	13.897	1:12.954	59	16.663	1:14.923	59	19.644	1:13.049
77	11.003	1:23.843	97	14.574	1:12.575	97	15.684	1:11.459	97	16.816	1:11.755	50	20.126	1:13.595
39	12.022	1:24.862	77	15.301	1:15.632	77	19.412	1:14.460	39	23.807	1:14.229	39	27.612	1:13.873
97	13.333	1:26.173	39	16.243	1:15.555	39	20.201	1:14.307	77	23.836	1:15.047	77	29.406	1:15.638
12	14.570	1:27.410	12	17.240	1:14.004	22	27.424	1:16.652	22	30.474	1:13.673	22	33.956	1:13.550
34	14.916	1:27.756	34	17.418	1:13.836	12	31.152	1:24.261	12	34.279	1:13.750	12	37.519	1:13.308
22	15.151	1:27.991	22	21.121	1:17.304	88	37.936	1:21.060	88	46.988	1:19.675	88	55.411	1:18.491
88	18.385	1:31.225	88	27.225	1:20.174									

# Dunlop Radical Enduro Championship

## LAP CHART - RACE 13

(contd.)

Lap 6			Lap 7			Lap 8			Lap 9			Lap 10		
No	Behind	Laptime	No	Behind	Laptime	No	Behind	Laptime	No	Behind	Laptime	No	Behind	Laptime
96		1:09.559	96		1:09.931	96		1:10.312	96		1:09.629	96		1:09.785
90	0.749	1:09.860	90	0.376	1:09.558	90	0.555	1:10.491	11	4.905	1:10.130	97	1 LAP	2:05.561P
11	4.133	1:10.569	11	4.481	1:10.279	11	4.404	1:10.235	51	7.966	1:12.046	11	5.266	1:10.146
51	4.939	1:11.595	51	5.480	1:10.472	88	1 LAP	1:20.189	20	12.455	1:09.610	51	8.684	1:10.503
68	11.671	1:11.957	20	13.185	1:10.318	51	5.549	1:10.381	88	1 LAP	1:19.307	20	11.870	1:09.200
20	12.798	1:09.898	68	13.478	1:11.738	20	12.474	1:09.601	68	16.762	1:11.645	68	18.281	1:11.304
66	16.728	1:11.027	66	17.850	1:11.053	68	14.746	1:11.580	66	19.770	1:10.992	66	21.189	1:11.204
7	17.435	1:10.655	7	18.223	1:10.719	66	18.407	1:10.869	7	20.748	1:10.843	59	23.421	1:10.069
97	18.017	1:09.685	97	18.555	1:10.469	97	18.652	1:10.409	59	23.137	1:10.267	88	1 LAP	1:20.662
59	22.126	1:12.041	59	22.861	1:10.666	7	19.534	1:11.623	39	42.738	1:12.977	39	46.703	1:13.750
39	33.107	1:15.054	39	36.816	1:13.640	59	22.499	1:09.950	22	48.442	1:13.507	50	52.971	1:13.823
77	35.706	1:15.859	77	40.153	1:14.378	39	39.390	1:12.886	50	48.933	1:12.211	12	53.306	1:12.979
22	38.504	1:14.107	22	41.758	1:13.185	77	44.238	1:14.397	12	50.112	1:13.723	22	53.570	1:14.913
12	41.695	1:13.735	12	44.460	1:12.696	22	44.564	1:13.118	77	51.849	1:17.240	7	59.727	1:48.764P
50	44.225	1:33.658	50	45.656	1:11.362	12	46.018	1:11.870						
88	1:04.535	1:18.683				50	46.351	1:11.007						

# Dunlop Radical Enduro Championship

## LAP CHART - RACE 13

(contd.)

Lap 11			Lap 12			Lap 13			Lap 14			Lap 15		
No	Behind	Laptime	No	Behind	Laptime	No	Behind	Laptime	No	Behind	Laptime	No	Behind	Laptime
96		1:10.477	96		1:10.712	11		1:11.333	11		1:09.938	11		1:09.866
11	4.707	1:09.918	7	1 LAP	1:25.156	7	1 LAP	1:13.352	7	1 LAP	1:10.633	7	1 LAP	1:10.222
97	1 LAP	1:15.471	11	3.955	1:09.960	97	1 LAP	1:09.707	97	1 LAP	1:09.902	97	1 LAP	1:09.932
20	10.433	1:09.040	88	2 LAPS	2:04.405P	20	3.594	1:09.621	20	3.559	1:09.903	20	3.731	1:10.038
51	10.849	1:12.642	97	1 LAP	1:09.794	51	14.462	1:14.429	12	1 LAP	1:41.999P	39	1 LAP	1:50.237P
68	18.725	1:10.921	20	9.261	1:09.540	68	15.768	1:11.816	68	17.020	1:11.190	66	19.697	1:11.765
66	21.453	1:10.741	51	15.321	1:15.184	88	2 LAPS	1:23.180	66	17.798	1:11.168	59	19.918	1:11.616
59	22.438	1:09.494	68	19.240	1:11.227	66	16.568	1:10.714	51	17.957	1:13.433	68	20.930	1:13.776
77	1 LAP	2:06.315P	66	21.142	1:10.401	59	17.154	1:10.999	59	18.168	1:10.952	51	22.648	1:14.557
39	49.966	1:13.740	59	21.443	1:09.717	96	24.990	1:40.278P	88	2 LAPS	1:18.557	12	1 LAP	1:20.681
50	53.213	1:10.719	77	1 LAP	1:19.063	22	1 LAP	2:02.593P	96	29.802	1:14.750	96	29.980	1:10.044
12	54.664	1:11.835	39	51.997	1:12.743	77	1 LAP	1:13.224	22	1 LAP	1:17.101	88	2 LAPS	1:18.568
22	56.793	1:13.700	50	53.017	1:10.516	50	48.358	1:10.629	77	1 LAP	1:12.982	22	1 LAP	1:15.978
			12	55.695	1:11.743	39	49.810	1:13.101	50	48.740	1:10.320	50	49.076	1:10.202
												77	1 LAP	1:15.096

# Dunlop Radical Enduro Championship

## LAP CHART - RACE 13

(contd.)

Lap 16			Lap 17			Lap 18			Lap 19			Lap 20		
No	Behind	Laptime	No	Behind	Laptime	No	Behind	Laptime	No	Behind	Laptime	No	Behind	Laptime
11		1:09.667	11		1:09.885	11		1:09.932	11		1:10.373	11		1:11.254
7	1 LAP	1:10.245	7	1 LAP	1:10.431	20	5.482	1:10.467	20	4.915	1:09.806	88	3 LAPS	1:21.718
97	1 LAP	1:10.039	97	1 LAP	1:10.558	59	22.547	1:10.449	7	2 LAPS	2:33.264P	20	3.449	1:09.788
20	4.176	1:10.112	20	4.947	1:10.656	97	1 LAP	1:34.227	59	23.721	1:11.547	59	23.934	1:11.467
59	21.655	1:11.404	59	22.030	1:10.260	51	29.927	1:13.774	97	1 LAP	1:11.237	97	1 LAP	1:10.719
66	22.397	1:12.367	51	26.085	1:11.593	96	31.808	1:10.822	51	31.289	1:11.735	96	31.728	1:10.829
68	22.825	1:11.562	96	30.918	1:10.479	12	1 LAP	1:13.533	96	32.153	1:10.718	51	33.349	1:13.314
51	24.377	1:11.396	12	1 LAP	1:13.258	39	1 LAP	1:13.210	12	1 LAP	1:12.915	7	2 LAPS	1:28.982P
12	1 LAP	1:13.951	39	1 LAP	1:13.797	50	53.664	1:12.543	39	1 LAP	1:13.038	12	1 LAP	1:13.485
39	1 LAP	1:18.764	88	2 LAPS	1:18.140	22	1 LAP	1:13.907	50	54.345	1:11.054	39	1 LAP	1:12.891
96	30.324	1:10.011	50	51.053	1:10.980	88	2 LAPS	1:21.894	22	1 LAP	1:12.061	22	1 LAP	1:11.360
88	2 LAPS	1:18.397	22	1 LAP	1:13.678	68	1:03.828	1:13.057	68	1:03.512	1:10.057	68	1:01.531	1:09.273
22	1 LAP	1:12.326	77	1 LAP	1:13.530	77	1 LAP	1:15.526	77	1 LAP	1:14.850	66	1:10.966	1:12.015
50	49.958	1:10.549	68	1:00.703	1:47.763P	66	1:07.474	1:15.537	66	1:10.205	1:13.104			
77	1 LAP	1:13.264	66	1:01.869	1:49.357P									

# Dunlop Radical Enduro Championship

## LAP CHART - RACE 13

(contd.)

Lap 21			Lap 22			Lap 23			Lap 24			Lap 25		
No	Behind	Laptime	No	Behind	Laptime	No	Behind	Laptime	No	Behind	Laptime	No	Behind	Laptime
11		1:11.563	20		1:09.679	96		1:09.095	96		1:09.695	96		1:09.607
20	2.781	1:10.895	77	2 LAPS	1:20.175	20	2.522	1:38.658P	97	1 LAP	1:11.100	97	1 LAP	1:09.375
77	2 LAPS	1:16.735	88	3 LAPS	1:18.035	51	11.441	1:13.870	88	3 LAPS	1:17.505	20	10.682	1:12.234
88	3 LAPS	1:18.466	59	21.102	1:10.540	50	1 LAP	1:18.628	20	8.055	1:15.228	88	3 LAPS	1:17.873
59	23.022	1:10.651	97	1 LAP	1:10.275	11	17.772	1:16.970	51	14.719	1:12.973	51	17.298	1:12.186
50	1 LAP	1:53.610P	96	27.041	1:09.910	12	1 LAP	1:13.443	50	1 LAP	1:12.298	50	1 LAP	1:11.778
97	1 LAP	1:09.921	50	1 LAP	1:19.323	39	1 LAP	1:13.046	11	19.210	1:11.133	11	19.990	1:10.387
96	29.591	1:09.426	51	33.707	1:12.789	68	28.225	1:08.929	39	1 LAP	1:13.653	39	1 LAP	1:12.623
51	33.378	1:11.592	11	36.938	1:49.398P	22	1 LAP	1:10.776	12	1 LAP	1:15.030	12	1 LAP	1:13.196
12	1 LAP	1:13.641	12	1 LAP	1:13.072	59	34.487	1:49.521P	68	27.648	1:09.118	68	28.410	1:10.369
39	1 LAP	1:12.966	39	1 LAP	1:12.837	66	44.779	1:11.380	22	1 LAP	1:10.824	22	1 LAP	1:11.766
22	1 LAP	1:11.541	68	55.432	1:08.916				59	39.418	1:14.626	59	39.619	1:09.808
68	58.976	1:09.008	22	1 LAP	1:11.780				66	46.625	1:11.541	66	48.189	1:11.171
66	1:10.588	1:11.185	66	1:09.535	1:11.407									
			88	2 LAPS	1:18.571									
			97	1:35.491	1:10.325									

# Dunlop Radical Enduro Championship

## LAP CHART - RACE 13

(contd.)

Lap 26			Lap 27			Lap 28			Lap 29			Lap 30		
No	Behind	Laptime	No	Behind	Laptime	No	Behind	Laptime	No	Behind	Laptime	No	Behind	Laptime
96		1:09.545	96		1:09.000	96		1:09.165	96		1:09.417	96		1:11.238
97	1 LAP	1:09.525	97	1 LAP	1:09.194	97	1 LAP	1:09.371	97	1 LAP	1:09.755	97	1 LAP	1:11.189
20	12.707	1:11.570	20	14.527	1:10.820	20	16.381	1:11.019	20	18.072	1:11.108	51	1 LAP	1:18.574
51	21.464	1:13.711	50	1 LAP	1:11.923	11	26.598	1:11.014	11	28.120	1:10.939	20	17.715	1:10.881
50	1 LAP	1:11.974	11	24.749	1:11.727	50	1 LAP	1:12.181	68	28.567	1:09.186	68	26.207	1:08.878
11	22.022	1:11.577	68	28.754	1:09.166	68	28.798	1:09.209	50	1 LAP	1:11.764	11	27.603	1:10.721
88	3 LAPS	1:19.267	39	1 LAP	1:12.753	39	1 LAP	1:12.095	39	1 LAP	1:12.172	50	1 LAP	1:11.259
68	28.588	1:09.723	88	3 LAPS	1:19.644	12	1 LAP	1:12.990	12	1 LAP	1:12.395	39	1 LAP	1:12.086
39	1 LAP	1:13.042	12	1 LAP	1:12.877	59	42.534	1:10.898	59	42.852	1:09.735	59	41.549	1:09.935
12	1 LAP	1:12.941	22	1 LAP	1:11.263	88	3 LAPS	1:18.437	22	1 LAP	1:11.838	12	1 LAP	1:12.925
22	1 LAP	1:11.907	59	40.801	1:10.358	22	1 LAP	1:11.798	88	3 LAPS	1:17.604	22	1 LAP	1:11.629
59	39.443	1:09.369	51	51.978	1:39.514P	66	55.875	1:12.150	66	58.284	1:11.826	88	3 LAPS	1:16.838
66	50.062	1:11.418	66	52.890	1:11.828	51	1:05.485	1:22.672				66	58.455	1:11.409

# Dunlop Radical Enduro Championship

## LAP CHART - RACE 13

(contd.)

Lap 31			Lap 32			Lap 33			Lap 34			Lap 35		
No	Behind	Laptime	No	Behind	Laptime	No	Behind	Laptime	No	Behind	Laptime	No	Behind	Laptime
96		1:11.239	96		1:13.245									
97	1 LAP	1:10.436	51	1 LAP	1:13.592									
51	1 LAP	1:14.282	20	16.962	1:12.234									
20	17.973	1:11.497	68	19.654	1:08.795									
68	24.104	1:09.136	11	23.681	1:10.203									
11	26.723	1:10.359	50	1 LAP	1:11.477									
50	1 LAP	1:10.865	59	37.722	1:09.878									
59	41.089	1:10.779	39	1 LAP	1:12.320									
39	1 LAP	1:12.617	12	1 LAP	1:13.277									
12	1 LAP	1:13.291	22	1 LAP	1:13.005									
22	1 LAP	1:11.667	66	57.501	1:11.894									
66	58.852	1:11.636	88	3 LAPS	1:17.011									
88	3 LAPS	1:18.182	97	1:08.153	1:10.274									
97	1:11.124	1:10.730												

# Caterham Roadsports

## RACE CLASSIFICATION - RACE 14

POS	NO	CL	DRIVER	NAT	CAR	TIME	LAPS	GAP	MPH	BEST
1	11	A	<b>Nathan BELL</b>		Caterham Roadsport	20:26.688	15		85.92	1:20.556
2	66	A	<b>James BROMLEY</b>		Caterham Roadsport	20:26.902	15	0.214	85.91	1:20.011
3	16	A	<b>Tony HAWKINS</b>		Caterham Roadsport	21:06.451	15	39.763	83.23	1:23.435
4	24	B	<b>Neil FLETCHER</b>		Caterham Roadsport	21:20.977	15	54.289	82.28	1:24.464
5	18	B	<b>John AYLOTT</b>		Caterham Roadsport	21:21.297	15	54.609	82.26	1:23.585
6	99	B	<b>Anthony DI LORENZO</b>		Caterham Roadsport	21:21.782	15	55.094	82.23	1:23.894
7	19	B	<b>Roger NORRIS</b>		Caterham Roadsport	21:26.305	15	59.617	81.94	1:24.169
8	9	B	<b>Jim TATCHELL</b>		Caterham Roadsport	21:50.555	15	1:23.867	80.43	1:25.667
9	2	B	<b>Ron JOHNSON</b>		Caterham Roadsport	21:50.597	15	1:23.909	80.42	1:24.818
10	33	B	<b>Anthony POOLE</b>		Caterham Roadsport	21:51.199	15	1:24.511	80.39	1:24.635
11	1	B	<b>Robert THOMAS</b>		Caterham Roadsport	20:31.879	14	1 LAP	79.86	1:26.346
12	14	B	<b>Andrew MACINTOSH</b>		Caterham Roadsport	20:32.147	14	1 LAP	79.84	1:25.866
13	44	B	<b>Merlin INKLEY</b>		Caterham Roadsport	20:44.825	14	1 LAP	79.03	1:27.272
14	0	B	<b>Martin BROWN</b>		Caterham Roadsport	20:45.103	14	1 LAP	79.01	1:26.921
15	30	B	<b>Matthew PORTER</b>		Caterham Roadsport	20:51.334	14	1 LAP	78.62	1:26.501
16	23	B	<b>Stavros STAVROU</b>		Caterham Roadsport	21:13.349	14	1 LAP	77.26	1:29.510
NOT CLASSIFIED										
15	B		<b>Andrew BEAUMONT</b>		Caterham Roadsport	4:25.627	3	D.N.F.	79.36	1:25.126
FASTEST LAP										
66	A		<b>James BROMLEY</b>		Caterham Roadsport	1:20.011	14	87.82mph	141.34kph	
18	B		<b>John AYLOTT</b>		Caterham Roadsport	1:23.585	13	84.07mph	135.30kph	

Weather / Track : Cloudy / Dry

These results are provisional until the conclusion of any judicial and technical matters.

Snetterton  
Circuit Length = 1.9520 miles.  
Start: 16:16 End: 16:36

Clerk of Course	Timekeeper:
-----------------	-------------

# Caterham Roadsports

## LAP CHART - RACE 14

Lap 1			Lap 2			Lap 3			Lap 4			Lap 5		
No	Behind	Laptime	No	Behind	Laptime	No	Behind	Laptime	No	Behind	Laptime	No	Behind	Laptime
11		1:27.209	66		1:21.217	66		1:20.762	66		1:20.712	66		1:20.224
66	0.480	1:27.689	11	0.492	1:22.189	11	0.860	1:21.130	11	0.704	1:20.556	16	15.057	1:23.435
16	1.934	1:29.143	16	3.794	1:23.557	16	8.052	1:25.020	16	11.846	1:24.506	24	21.875	1:25.422
24	3.542	1:30.751	24	7.131	1:25.286	24	11.708	1:25.339	24	16.677	1:25.681	18	24.026	1:23.784
99	5.450	1:32.659	19	9.389	1:24.877	99	14.602	1:25.318	19	18.810	1:24.497	99	24.603	1:25.776
19	6.209	1:33.418	99	10.046	1:26.293	19	15.025	1:26.398	99	19.051	1:25.161	19	25.045	1:26.459
14	6.957	1:34.166	15	11.595	1:25.663	15	15.959	1:25.126	18	20.466	1:25.158	14	29.645	1:26.702
15	7.629	1:34.838	14	12.484	1:27.224	18	16.020	1:24.081	14	23.167	1:26.291	9	33.769	1:26.760
30	8.687	1:35.896	18	12.701	1:25.061	14	17.588	1:25.866	9	27.233	1:27.181	33	33.801	1:25.788
18	9.337	1:36.546	30	14.121	1:27.131	9	20.764	1:26.758	33	28.237	1:27.465	30	35.974	1:27.709
9	9.699	1:36.908	9	14.768	1:26.766	30	21.412	1:28.053	30	28.489	1:27.789	2	36.017	1:27.717
2	10.066	1:37.275	2	15.473	1:27.104	33	21.484	1:25.379	2	28.524	1:26.696	1	36.860	1:28.003
1	11.692	1:38.901	33	16.867	1:26.592	2	22.540	1:27.829	1	29.081	1:26.346	44	43.578	1:28.638
44	11.835	1:39.044	1	17.578	1:27.583	1	23.447	1:26.631	44	35.164	1:28.618	0	44.153	1:28.538
33	11.972	1:39.181	44	19.944	1:29.806	44	27.258	1:28.076	0	35.839	1:28.602	23	51.863	1:30.713
0	13.363	1:40.572	0	20.531	1:28.865	0	27.949	1:28.180	23	41.374	1:30.683			
23	13.690	1:40.899	23	22.655	1:30.662	23	31.403	1:29.510						

# Caterham Roadsports

## LAP CHART - RACE 14

(contd.)

Lap 6			Lap 7			Lap 8			Lap 9			Lap 10		
No	Behind	Laptime	No	Behind	Laptime	No	Behind	Laptime	No	Behind	Laptime	No	Behind	Laptime
66		1:22.247	11		1:22.120	11		1:21.073	66		1:21.268	66		1:22.123
11	0.309	2:42.076	66	0.233	1:22.662	66	0.258	1:21.098	11	0.485	1:22.011	11	0.118	1:21.756
16	16.920	1:24.110	16	19.199	1:24.708	16	21.906	1:23.780	16	24.803	1:24.423	23	1 LAP	1:31.094
24	24.632	1:25.004	24	26.810	1:24.607	24	30.339	1:24.602	24	33.379	1:24.566	16	26.213	1:23.533
18	27.146	1:25.367	18	28.896	1:24.179	18	32.506	1:24.683	18	35.570	1:24.590	24	35.720	1:24.464
19	27.503	1:24.705	99	29.507	1:24.291	99	33.036	1:24.602	99	35.920	1:24.410	18	38.185	1:24.738
99	27.645	1:25.289	19	29.778	1:24.704	19	33.432	1:24.727	19	36.075	1:24.169	99	38.704	1:24.907
14	34.215	1:26.817	14	39.346	1:27.560	14	44.787	1:26.514	14	49.964	1:26.703	19	39.985	1:26.033
33	37.562	1:26.008	9	42.348	1:26.628	9	46.942	1:25.667	33	51.596	1:26.053	14	54.201	1:26.360
9	38.149	1:26.627	33	42.495	1:27.362	33	47.069	1:25.647	9	51.650	1:26.234	9	55.592	1:26.065
30	40.655	1:26.928	30	45.418	1:27.192	2	50.678	1:25.699	2	55.911	1:26.759	33	55.655	1:26.182
2	40.972	1:27.202	2	46.052	1:27.509	30	50.846	1:26.501	30	56.437	1:27.117	2	1:00.931	1:27.143
1	41.687	1:27.074	1	47.522	1:28.264	1	53.318	1:26.869	1	58.325	1:26.533	1	1:03.163	1:26.961
44	48.603	1:27.272	44	54.445	1:28.271	44	1:01.030	1:27.658	0	1:06.948	1:26.921	44	1:13.920	1:28.797
0	49.309	1:27.403	0	54.893	1:28.013	0	1:01.553	1:27.733	44	1:07.246	1:27.742	0	1:14.269	1:29.444
23	59.802	1:30.186	23	1:07.180	1:29.807	23	1:15.838	1:29.731				30	1:18.002	1:43.688

# Caterham Roadsports

## LAP CHART - RACE 14

(contd.)

Lap 11			Lap 12			Lap 13			Lap 14			Lap 15		
No	Behind	Laptime	No	Behind	Laptime	No	Behind	Laptime	No	Behind	Laptime	No	Behind	Laptime
11		1:22.224	11		1:20.603	11		1:21.728	66		1:20.011	11		1:21.116
66	0.461	1:22.803	66	0.516	1:20.658	66	0.597	1:21.809	11	0.289	1:20.897	66	0.214	1:21.619
23	1 LAP	1:29.730	30	1 LAP	1:29.235	44	1 LAP	1:28.037	44	1 LAP	1:27.322	1	1 LAP	1:26.928
16	27.543	1:23.672	23	1 LAP	1:29.671	0	1 LAP	1:27.984	0	1 LAP	1:27.396	14	1 LAP	1:27.643
24	38.136	1:24.758	16	30.900	1:23.960	30	1 LAP	1:28.342	30	1 LAP	1:28.262	44	1 LAP	1:27.543
18	40.414	1:24.571	24	42.044	1:24.511	23	1 LAP	1:30.199	16	37.436	1:24.626	0	1 LAP	1:27.443
99	40.970	1:24.608	18	43.769	1:23.958	16	33.418	1:24.246	23	1 LAP	1:30.947	30	1 LAP	1:27.491
19	42.171	1:24.528	99	44.261	1:23.894	24	45.282	1:24.966	24	50.681	1:26.007	16	39.763	1:23.732
14	58.491	1:26.632	19	46.339	1:24.771	18	45.626	1:23.585	18	51.082	1:26.064	23	1 LAP	1:29.517
9	59.475	1:26.225	9	1:05.531	1:26.659	99	47.026	1:24.493	99	51.674	1:25.256	24	54.289	1:25.013
2	1:05.200	1:26.611	2	1:11.477	1:26.880	19	50.498	1:25.887	19	55.093	1:25.203	18	54.609	1:24.932
33	1:06.681	1:33.368	33	1:12.499	1:26.421	9	1:11.730	1:27.927	9	1:18.351	1:27.229	99	55.094	1:24.825
1	1:08.207	1:27.386	1	1:14.613	1:27.009	2	1:16.173	1:26.424	2	1:20.496	1:24.931	19	59.617	1:25.929
44	1:19.579	1:28.001	14	1:14.686	1:36.798	33	1:16.573	1:25.802	33	1:20.600	1:24.635	9	1:23.867	1:26.921
0	1:19.936	1:28.009				14	1:19.829	1:26.871				2	1:23.909	1:24.818
						1	1:20.276	1:27.391				33	1:24.511	1:25.316

# Avon Tyres Clubmans Formula Ford 1800

## RACE CLASSIFICATION - RACE 15

POS	NO	CL	NAME	NAT	ENTRY	TIME	LAPS	GAP	MPH	BEST
1	4	A	Zan WILKINSON		Van Diemen RF03	19:58.394	15		87.95	1:12.284
2	5	B	Neil TOFTS		Swift SC98Z	20:18.953	15	20.559	86.47	1:13.501
3	2	A	Ryan PAROUTY		Van Diemen RF03	20:23.921	15	25.527	86.12	1:12.277
4	26	A	Yudi DOYLE		Van Diemen RF99	20:46.444	15	48.050	84.56	1:15.318
5	82	B	Robert HOWE		Van Diemen RF96	21:02.126	15	1:03.732	83.51	1:15.704
6	6	A	Lucy WARDROP		Van Diemen	21:10.144	15	1:11.750	82.98	1:14.968
7	3	A	Nicolas DAUTIGNY		Mygale SJ2000	21:19.825	15	1:21.431	82.36	1:14.659
8	96	A	Jason DOWN		Getem GD304/Z	21:27.105	15	1:28.711	81.89	1:15.371
9	48	A	Craig BELL		Van Diemen RF02	20:07.315	14	1 LAP	81.48	1:15.859
10	10	A	Matthew PAYNE		Mygale SJ2000	20:16.055	14	1 LAP	80.90	1:17.887
NOT CLASSIFIED										
99	A	Sean GAFFNEY		Van Diemen RF88		12:39.756	9	D.N.F.	83.24	1:21.674
FASTEST LAP										
2	A	Ryan PAROUTY		Van Diemen RF03		1:12.277	5	97.22mph		156.47kph
5	B	Neil TOFTS		Swift SC98Z		1:13.501	2	95.60mph		153.86kph

Weather / Track : Cihangeable

These results are provisional until the conclusion of any judicial and technical matters.

Snetterton

Circuit Length = 1.9520 miles.

Start: 16:48 End: 17:08

Clerk of Course	Timekeeper:
-----------------	-------------

# Avon Tyres Clubmans Formula Ford 1800

## LAP CHART - RACE 15

Lap 1			Lap 2			Lap 3			Lap 4			Lap 5		
No	Behind	Laptime	No	Behind	Laptime	No	Behind	Laptime	No	Behind	Laptime	No	Behind	Laptime
4		1:18.340	4		1:13.525	4		1:12.825	4		1:12.645	4		1:12.284
5	1.256	1:19.596	5	1.232	1:13.501	5	2.071	1:13.664	2	2.427	1:12.555	2	2.420	1:12.277
2	2.459	1:20.799	2	1.684	1:12.750	2	2.517	1:13.658	5	3.216	1:13.790	5	4.460	1:13.528
26	4.796	1:23.136	26	7.077	1:15.806	26	9.691	1:15.439	26	12.564	1:15.518	26	15.598	1:15.318
96	5.653	1:23.993	96	8.100	1:15.972	96	10.646	1:15.371	3	14.019	1:15.837	3	16.394	1:14.659
3	6.002	1:24.342	3	8.602	1:16.125	3	10.827	1:15.050	96	14.246	1:16.245	96	17.714	1:15.752
48	6.422	1:24.762	48	9.033	1:16.136	48	12.504	1:16.296	6	15.123	1:14.968	6	18.321	1:15.482
6	7.597	1:25.937	6	9.520	1:15.448	6	12.800	1:16.105	48	15.718	1:15.859	82	22.401	1:15.704
82	8.448	1:26.788	82	11.667	1:16.744	82	15.618	1:16.776	82	18.981	1:16.008	48	31.315	1:27.881
10	9.283	1:27.623	10	13.645	1:17.887	10	21.032	1:20.212	10	27.210	1:18.823	10	34.109	1:19.183
99	12.532	1:30.872	99	20.717	1:21.710	99	29.899	1:22.007	99	38.928	1:21.674	99	48.429	1:21.785

# Avon Tyres Clubmans Formula Ford 1800

## LAP CHART - RACE 15

(contd.)

Lap 6			Lap 7			Lap 8			Lap 9			Lap 10		
No	Behind	Laptime	No	Behind	Laptime	No	Behind	Laptime	No	Behind	Laptime	No	Behind	Laptime
4		1:12.770	4		1:14.521	4		1:17.636	4		1:18.614	4		1:20.189
2	2.810	1:13.160	2	2.680	1:14.391	5	7.230	1:17.486	5	8.707	1:20.091	99	1 LAP	1:28.344
5	6.625	1:14.935	5	7.380	1:15.276	2	8.753	1:23.709	2	9.027	1:18.888	5	10.324	1:21.806
26	18.533	1:15.705	26	22.024	1:18.012	26	24.403	1:20.015	26	27.421	1:21.632	2	10.477	1:21.639
3	18.588	1:14.964	6	24.621	1:17.754	6	30.461	1:23.476	6	34.407	1:22.560	26	31.099	1:23.867
6	21.388	1:15.837	96	26.367	1:18.724	96	31.795	1:23.064	82	35.175	1:21.831	82	40.853	1:25.867
96	22.164	1:17.220	82	29.712	1:18.014	82	31.958	1:19.882	96	38.034	1:24.853	96	47.690	1:29.845
82	26.219	1:16.588	3	40.719	1:36.652	3	42.793	1:19.710	3	45.518	1:21.339	6	47.796	1:33.578
48	38.386	1:19.841	48	47.273	1:23.408	48	53.848	1:24.211	48	1:00.119	1:24.885	3	49.206	1:23.877
10	41.151	1:19.812	10	47.576	1:20.946	10	53.974	1:24.034	10	1:01.085	1:25.725	48	1:09.797	1:29.867
99	58.141	1:22.482	99	1:08.334	1:24.714	99	1:16.866	1:26.168				10	1:10.698	1:29.802

# Avon Tyres Clubmans Formula Ford 1800

## LAP CHART - RACE 15

(contd.)

Lap 11			Lap 12			Lap 13			Lap 14			Lap 15		
No	Behind	Laptime	No	Behind	Laptime	No	Behind	Laptime	No	Behind	Laptime	No	Behind	Laptime
4		1:24.690	4		1:28.671	4		1:30.154	4		1:31.536	4		1:29.994
5	11.752	1:26.118	5	13.220	1:30.139	5	14.833	1:31.767	48	1 LAP	1:36.806	48	1 LAP	1:36.998
2	13.317	1:27.530	2	16.728	1:32.082	2	19.198	1:32.624	10	1 LAP	1:38.848	10	1 LAP	1:41.445
26	34.402	1:27.993	26	35.259	1:29.528	26	38.228	1:33.123	5	16.180	1:32.883	5	20.559	1:34.373
82	45.711	1:29.548	82	50.450	1:33.410	82	53.868	1:33.572	2	21.059	1:33.397	2	25.527	1:34.462
6	51.789	1:28.683	6	54.742	1:31.624	6	1:00.285	1:35.697	26	39.643	1:32.951	26	48.050	1:38.401
3	54.953	1:30.437	3	1:00.437	1:34.155	3	1:05.699	1:35.416	82	57.469	1:35.137	82	1:03.732	1:36.257
96	58.298	1:35.298	96	1:06.380	1:36.753	96	1:13.682	1:37.456	6	1:05.190	1:36.441	6	1:11.750	1:36.554
48	1:18.831	1:33.724	48	1:26.801	1:36.641				3	1:11.776	1:37.613	3	1:21.431	1:39.649
10	1:20.782	1:34.774	10	1:29.052	1:36.941				96	1:20.128	1:37.982	96	1:28.711	1:38.577

# British Superkart Association Championships for Div 1 Superkarts

## RACE CLASSIFICATION - RACE 16

POS	NO	CL	DRIVER	NAT	CAR	TIME	LAPS	GAP	MPH	BEST
1	52	A	John RILEY		Anderson/Rotax	16:08.637	12		87.05	1:18.973
2	41	A	Boyd HARRINGTON		Spyda/Pavesi	16:44.337	12	35.700	83.96	1:22.691
3	4	A	Dave HARVEY		Anderson/Rotax	16:45.038	12	36.401	83.90	1:22.027
4	31	A	Kevin DENT		Anderson/TM	16:45.942	12	37.305	83.82	1:21.488
5	70	A	Vic HEMPSHALL		ADE/Rotax	16:57.039	12	48.402	82.91	1:23.405
6	34	B	Steve BRIGGS		F1/Honda	16:59.003	12	50.366	82.75	1:22.862
7	3	A	Paul KENNINGS		Anderson/Rotax	17:08.435	12	59.798	81.99	1:23.806
8	23	A	David MAXIM		Raider/Rotax	17:31.382	12	1:22.745	80.20	1:25.119
9	32	C	Heath MARAH		Jade/Honda	17:32.467	12	1:23.830	80.12	1:25.459
10	127	C	David WRIGHT		Anderson/Honda	16:28.303	11	1 LAP	78.21	1:26.929
11	8	D	Richard WEAVERS		Anderson/Pavesi	16:30.332	11	1 LAP	78.05	1:26.865
12	48	C	Robert TAYLOR		Anderson/KTM	17:05.611	11	1 LAP	75.36	1:30.021
13	28	C	Nic REYNOLDS		Anderson/KTM	17:10.169	11	1 LAP	75.03	1:31.406
14	144	D	Peter BENNETT		Anderson/Pavesi	17:10.483	11	1 LAP	75.01	1:29.918
15	20	B	Andrew RIPPIN		Anderson/Rotax	17:12.141	11	1 LAP	74.89	1:31.240
16	51	D	Howard BENNETT		LGK/CRK	17:36.257	11	1 LAP	73.18	1:33.955

### NOT CLASSIFIED

99	B	Nigel BRASSETT	Anderson/Honda	15:49.923	10	D.N.F.	73.97	1:29.509
140	D	Charlie JOHNSON	F1/TM	13:23.286	9	D.N.F.	78.73	1:26.755
94	A	Bob HOSIER	ADE/Rotax	9:07.754	6	D.N.F.	76.97	1:24.746
40	B	Peter DEARDEN	Anderson/Honda	7:08.451	5	D.N.F.	82.00	1:22.738
56	C	Dean HAWLEY	Anderson/Honda	7:10.014	5	D.N.F.	81.70	1:23.915
9	A	Steve EDWARDS	PVP/FPE	4:25.379	3	D.N.F.	79.44	1:24.583
21	A	Chris JONES	Anderson/Rotax	4:28.373	3	D.N.F.	78.55	1:26.543
27	A	Simon PYM	PVP/Rotax	4:38.030	3	D.N.F.	75.82	1:25.191
14	A	Graham BARKER	Anderson/SGM	2:47.573	2	D.N.F.	83.87	1:21.961
44	A	Steve JONES	PVP/SGM	3:16.120	2	D.N.F.	71.66	1:33.598
115	B	Simon HOLLOWAY	ADE/Honda		0	D.N.F.	N/A	

### FASTEST LAP

52	A	John RILEY	Anderson/Rotax	1:18.973	4	88.98mph	143.20kph
40	B	Peter DEARDEN	Anderson/Honda	1:22.738	5	84.93mph	136.68kph
56	C	Dean HAWLEY	Anderson/Honda	1:23.915	4	83.74mph	134.76kph
140	D	Charlie JOHNSON	F1/TM	1:26.755	7	81.00mph	130.35kph

Weather / Track : Drizzle / wet  
 These results are provisional until the conclusion of any judicial and technical matters.

Snetterton  
 Circuit Length = 1.9520 miles.  
 Start: 17:20 End: 17:36

Clerk of Course	Timekeeper:
-----------------	-------------

# British Superkart Association Championships for Div 1 Superkarts

## LAP CHART - RACE 16

Lap 1			Lap 2			Lap 3			Lap 4			Lap 5		
No	Behind	Laptime	No	Behind	Laptime	No	Behind	Laptime	No	Behind	Laptime	No	Behind	Laptime
52		1:23.441	52		1:19.986	52		1:19.049	52		1:18.973	52		1:19.464
41	1.833	1:25.274	14	4.146	1:21.961	41	10.113	1:23.081	41	13.831	1:22.691	41	17.472	1:23.105
14	2.171	1:25.612	41	6.081	1:24.234	4	11.173	1:23.282	4	14.227	1:22.027	31	18.197	1:21.578
4	3.247	1:26.688	31	6.266	1:22.425	31	11.819	1:24.602	31	16.083	1:23.237	4	18.532	1:23.769
34	3.700	1:27.141	4	6.940	1:23.679	34	13.368	1:24.743	34	17.403	1:23.008	34	20.801	1:22.862
31	3.827	1:27.268	34	7.674	1:23.960	70	17.489	1:23.615	70	22.328	1:23.812	70	26.691	1:23.827
27	4.400	1:27.841	27	9.605	1:25.191	56	19.015	1:24.489	56	23.957	1:23.915	40	27.538	1:22.738
40	5.056	1:28.497	70	12.923	1:24.137	40	20.120	1:25.478	40	24.264	1:23.117	56	29.101	1:24.608
56	8.323	1:31.764	56	13.575	1:25.238	94	21.295	1:25.760	3	29.558	1:23.886	3	33.900	1:23.806
70	8.772	1:32.213	40	13.691	1:28.621	9	22.903	1:25.627	94	31.003	1:28.681	94	36.396	1:24.857
94	9.824	1:33.265	94	14.584	1:24.746	3	24.645	1:25.388	23	36.805	1:26.652	23	42.460	1:25.119
21	11.251	1:34.692	9	16.325	1:24.583	21	25.897	1:27.138	32	38.367	1:26.637	32	44.362	1:25.459
3	11.291	1:34.732	21	17.808	1:26.543	23	29.126	1:26.038	8	40.141	1:26.865	8	48.816	1:28.139
9	11.728	1:35.169	3	18.306	1:27.001	32	30.703	1:27.167	140	44.084	1:27.818	140	51.699	1:27.079
127	13.526	1:36.967	23	22.137	1:28.114	8	32.249	1:27.458	127	44.776	1:27.906	127	52.241	1:26.929
23	14.009	1:37.450	32	22.585	1:27.956	140	35.239	1:29.007	28	52.701	1:32.399	28	1:05.611	1:32.374
8	14.219	1:37.660	8	23.840	1:29.607	27	35.554	1:44.998	144	53.137	1:29.918	144	1:05.839	1:32.166
140	14.593	1:38.034	127	25.244	1:31.704	127	35.843	1:29.648	20	56.140	1:31.240	20	1:09.193	1:32.517
32	14.615	1:38.056	140	25.281	1:30.674	28	39.275	1:31.406	99	1:00.361	1:29.727	99	1:10.732	1:29.835
28	15.104	1:38.545	28	26.918	1:31.800	144	42.192	1:33.067	48	1:00.910	1:31.603	48	1:12.056	1:30.610
144	16.345	1:39.786	144	28.174	1:31.815	20	43.873	1:31.495	51	1:04.957	1:34.630			
51	18.314	1:41.755	20	31.427	1:32.669	48	48.280	1:33.263						
20	18.744	1:42.185	44	32.693	1:33.598	51	49.300	1:35.526						
44	19.081	1:42.522	51	32.823	1:34.495	99	49.607	1:33.290						
48	21.041	1:44.482	48	34.066	1:33.011									
99	24.046	1:47.487	99	35.366	1:31.306									

# British Superkart Association Championships for Div 1 Superkarts

## LAP CHART - RACE 16

(contd.)

Lap 6			Lap 7			Lap 8			Lap 9			Lap 10		
No	Behind	Laptime	No	Behind	Laptime	No	Behind	Laptime	No	Behind	Laptime	No	Behind	Laptime
52		1:19.293	52		1:21.957	52		1:23.178	52		1:19.910	52		1:21.054
51	1 LAP	1:33.955	48	1 LAP	1:30.021	144	1 LAP	1:31.449	144	1 LAP	1:32.019	8	1 LAP	1:30.519
41	20.883	1:22.704	51	1 LAP	1:34.768	28	1 LAP	1:33.628	99	1 LAP	1:31.167	127	1 LAP	1:29.155
31	22.100	1:23.196	41	22.317	1:23.391	99	1 LAP	1:32.194	28	1 LAP	1:33.203	144	1 LAP	1:30.908
4	23.053	1:23.814	31	22.533	1:22.390	20	1 LAP	1:33.811	48	1 LAP	1:30.592	99	1 LAP	1:29.509
34	24.909	1:23.401	4	23.776	1:22.680	48	1 LAP	1:33.797	20	1 LAP	1:34.553	41	29.347	1:24.628
70	30.803	1:23.405	34	26.927	1:23.975	41	22.507	1:23.368	41	25.773	1:23.176	4	31.925	1:24.842
3	38.648	1:24.041	70	32.488	1:23.642	31	24.249	1:24.894	31	26.055	1:21.716	31	32.991	1:27.990
23	50.027	1:26.860	3	41.057	1:24.366	4	24.626	1:24.028	4	28.137	1:23.421	28	1 LAP	1:33.734
32	50.825	1:25.756	23	54.847	1:26.777	51	1 LAP	1:36.466	34	33.693	1:25.395	48	1 LAP	1:34.368
8	57.146	1:27.623	32	55.871	1:27.003	34	28.208	1:24.459	70	36.899	1:24.004	20	1 LAP	1:33.616
140	1:00.147	1:27.741	8	1:03.191	1:28.002	70	32.805	1:23.495	51	1 LAP	1:35.595	34	38.238	1:25.599
127	1:01.176	1:28.228	140	1:04.945	1:26.755	3	42.955	1:25.076	3	47.447	1:24.402	70	40.310	1:24.465
94	1:07.548	1:50.445	127	1:08.216	1:28.997	23	58.187	1:26.518	23	1:05.606	1:27.329	3	51.424	1:25.031
144	1:18.739	1:32.193				32	58.955	1:26.262	32	1:06.566	1:27.521	51	1 LAP	1:36.614
28	1:19.033	1:32.715				140	1:10.425	1:28.658	140	1:18.035	1:27.520	23	1:11.756	1:27.204
20	1:21.200	1:31.300				8	1:10.696	1:30.683				32	1:12.486	1:26.974
99	1:21.750	1:30.311				127	1:13.807	1:28.769						

# British Superkart Association Championships for Div 1 Superkarts

## LAP CHART - RACE 16

(contd.)

Lap 11			Lap 12			Lap 13			Lap 14			Lap 15		
No	Behind	Laptime	No	Behind	Laptime	No	Behind	Laptime	No	Behind	Laptime	No	Behind	Laptime
52		1:20.368	52		1:21.964									
8	1 LAP	1:31.327	127	1 LAP	1:29.855									
127	1 LAP	1:30.145	8	1 LAP	1:32.449									
41	34.134	1:25.155	41	35.700	1:23.530									
4	34.948	1:23.391	4	36.401	1:23.417									
31	37.781	1:25.158	31	37.305	1:21.488									
144	1 LAP	1:35.276	70	48.402	1:24.519									
34	45.638	1:27.768	34	50.366	1:26.692									
70	45.847	1:25.905	48	1 LAP	1:31.419									
48	1 LAP	1:32.445	3	59.798	1:26.012									
28	1 LAP	1:34.473	28	1 LAP	1:35.892									
20	1 LAP	1:34.435	144	1 LAP	1:41.886									
3	55.750	1:24.694	20	1 LAP	1:34.320									
99	1 LAP	1:55.097P	23	1:22.745	1:26.879									
51	1 LAP	1:35.509	32	1:23.830	1:27.085									
23	1:17.830	1:26.442	51	1 LAP	1:36.944									
32	1:18.709	1:26.591												