



# 96th BG Race Weekend

**Snetterton Circuit**

**23rd/24th October 2004**



**Results Provided by MST Sports Timing Ltd**  
***[www.mstworld.com](http://www.mstworld.com)***

# Formula Palmer Audi Autumn Trophy Race

## 1st FREE PRACTICE

POS	NO	CL	DRIVER	NAT	SPONSOR	TIME	LAPS	GAP	MPH
1	52		Derrick COLLIN	GBR	Brunlines	1:18.668	18		89.32
2	9		Joshua SOUTHALL	USA		1:19.688	14	1.020	88.18
3	18		Gary EASTWOOD	GBR	LKM	1:19.772	17	1.104	88.09
4	19		Stephen YOUNG	GBR	VK	1:20.184	12	1.516	87.63
5	25		Gini USSI	ITA	WMRC	1:21.811	9	3.143	85.89
6	4		Paul WARREN	GBR	AIPS	1:21.907	10	3.239	85.79
7	6		Matt HARRIS	GBR	Matt Harris Racing	1:22.064	8	3.396	85.63
8	27		Cody LEIBEL	CAN	Big Up Entertainment	1:22.092	17	3.424	85.60
9	3		Terry WHITE	GBR	IC Services	1:22.384	17	3.716	85.29
10	8		Viktor JENSEN	ICE	CSMA Motoring & Leisure	1:22.428	11	3.760	85.25
11	11		Daniel TAPINOS	GRE	Meridian Brokerage	1:22.953	17	4.285	84.71
12	29		Stuart PRIOR	GBR	Kitbag.com	1:23.033	9	4.365	84.63
13	22		Anthony PINTO	USA	Park Place Entertainments	1:23.246	15	4.578	84.41
14	21		Chris HYMAN	RSA	LCA Racing	1:23.587	7	4.919	84.07
15	14		David JOSEPH	SCO	Optimum IT	1:24.087	8	5.419	83.57
16	68		Bill KNOWLES	GBR	Brunlines	1:24.844	16	6.176	82.82
17	88		John EMBIRICOS	GRE	Bluewater Capital	1:25.249	6	6.581	82.43
18	7		Tony BREWER	GBR	Crucial Trading	1:25.350	14	6.682	82.33
19	2		Mark EVANS	WAL	Palindrome Racing	1:29.281	16	10.613	78.70
20	23		Bruce HODGES	GBR	Metrow Foods	1:29.826	3	11.158	78.23
21	20		Ludovico MANFREDI	ITA	Lineltex	1:37.163	3	18.495	72.32

Weather / Track : Sunny / Damp

These results are provisional until the conclusion of any judicial and technical matters.

Snetterton

Circuit Length = 1.9520 miles.

Start: 10:00 End: 10:38

Clerk of Course:	Timekeeper:
------------------	-------------

## Formula Palmer Audi Autumn Trophy Race

### LAP ANALYSIS - FREE PRACTICE

<b>2</b>	<b>Mark EVANS</b>	<b>WAL</b>	Palindrome Racing
1 - 6:11.050	6 - 1:38.945	11 - 1:36.151	16 - <b>1:29.281</b>
2 - 1:45.092	7 - 1:38.894	12 - 1:32.537	
3 - 1:37.493	8 - X:00.000	13 - 1:34.515	
4 - 1:34.642	9 - 1:35.942	14 - 1:37.283	
5 - 1:40.027	10 - 1:38.277	15 - 1:36.118	
<b>3</b>	<b>Terry WHITE</b>	<b>GBR</b>	IC Services
1 - 6:30.323	6 - 1:27.574	11 - 1:26.552	16 - <b>1:22.384</b>
2 - 1:40.843	7 - 1:28.329	12 - 1:27.608	17 - 1:23.222
3 - 1:33.920	8 - X:00.000	13 - 1:25.033	
4 - 1:30.863	9 - 1:26.722	14 - 1:25.013	
5 - 1:29.574	10 - 1:27.370	15 - 1:24.769	
<b>4</b>	<b>Paul WARREN</b>	<b>GBR</b>	AIPS
1 - 7:27.201	6 - 1:27.496		
2 - 1:26.707	7 - 1:25.455		
3 - 1:26.369	8 - X:00.000		
4 - 1:28.848	9 - <b>1:21.907</b>		
5 - 1:27.756	10 - 1:23.303		
<b>6</b>	<b>Matt HARRIS</b>	<b>GBR</b>	Matt Harris Racing
1 - X:00.000	6 - 1:37.902		
2 - 1:24.719	7 - 1:22.663		
3 - 1:26.489	8 - <b>1:22.064</b>		
4 - X:00.000			
5 - 1:24.694			
<b>7</b>	<b>Tony BREWER</b>	<b>GBR</b>	Crucial Trading
1 - 6:03.437	6 - 1:28.631	11 - 1:27.250	
2 - 1:30.551	7 - 1:33.569	12 - 1:26.802	
3 - 1:29.279	8 - X:00.000	13 - 1:26.451	
4 - 1:26.666	9 - <b>1:25.350</b>	14 - 1:26.777	
5 - 1:26.643	10 - 1:27.310		
<b>8</b>	<b>Viktor JENSEN</b>	<b>ICE</b>	CSMA Motoring & Leisure
1 - 5:14.151	6 - 1:25.400	11 - <b>1:22.428</b>	
2 - 1:28.248	7 - 1:24.623		
3 - 1:29.620	8 - 1:24.719		
4 - 1:28.080	9 - 1:25.400		
5 - 1:26.688	10 - X:00.000		
<b>9</b>	<b>Joshua SOUTHALL</b>	<b>USA</b>	
1 - 5:43.388	6 - 1:26.512	11 - 1:34.173	
2 - 1:33.964	7 - 1:29.160	12 - <b>1:19.688</b>	
3 - 1:37.561	8 - 1:44.668	13 - 1:21.149	
4 - 5:07.909	9 - 1:26.398	14 - 1:20.243	
5 - X:00.000	10 - 1:20.341		

# Formula Palmer Audi Autumn Trophy Race

## LAP ANALYSIS - FREE PRACTICE

(contd.)

<b>11</b>	<b>Daniel TAPINOS</b>	<b>GRE</b>	Meridian Brokerage
1 -	7:11.166	6 -	1:29.633
2 -	1:32.264	7 -	1:29.898
3 -	1:31.414	8 -	X:00.000
4 -	1:33.765	9 -	1:25.004
5 -	1:27.873	10 -	1:25.180
		11 -	1:25.034
		12 -	1:32.964
		13 -	1:23.920
		14 -	<b>1:22.953</b>
		15 -	2:01.645
<b>14</b>	<b>David JOSEPH</b>	<b>SCO</b>	Optimum IT
1 -	6:03.542	6 -	1:25.308
2 -	1:35.072	7 -	1:24.635
3 -	1:28.557	8 -	<b>1:24.087</b>
4 -	1:27.605		
5 -	1:28.862		
<b>18</b>	<b>Gary EASTWOOD</b>	<b>GBR</b>	LKM
1 -	6:13.146	6 -	1:33.121
2 -	1:40.175	7 -	X:00.000
3 -	1:35.527	8 -	1:27.250
4 -	1:30.673	9 -	1:26.278
5 -	1:34.272	10 -	1:26.612
		11 -	1:24.741
		12 -	1:25.140
		13 -	1:23.928
		14 -	1:22.367
		15 -	1:20.967
<b>19</b>	<b>Stephen YOUNG</b>	<b>GBR</b>	VK
1 -	5:05.733	6 -	1:20.821
2 -	1:25.548	7 -	X:00.000
3 -	1:25.098	8 -	1:22.800
4 -	1:31.304	9 -	1:21.440
5 -	1:23.269	10 -	7:34.336
		11 -	1:23.732
		12 -	<b>1:20.184</b>
<b>20</b>	<b>Ludovico MANFREDI</b>	<b>ITA</b>	Lineltex
1 -	5:26.574		
2 -	2:31.279		
3 -	<b>1:37.163</b>		
<b>21</b>	<b>Chris HYMAN</b>	<b>RSA</b>	LCA Racing
1 -	6:39.896	6 -	1:25.862
2 -	1:31.733	7 -	<b>1:23.587</b>
3 -	1:30.723		
4 -	1:47.012		
5 -	X:00.000		
<b>22</b>	<b>Anthony PINTO</b>	<b>USA</b>	Park Place Entertainments
1 -	5:50.360	6 -	1:27.339
2 -	1:27.991	7 -	X:00.000
3 -	1:42.328	8 -	1:25.474
4 -	4:21.828	9 -	1:26.866
5 -	1:39.916	10 -	1:32.154
		11 -	1:24.483
		12 -	1:25.325
		13 -	1:25.418
		14 -	1:25.947
		15 -	<b>1:23.246</b>

# Formula Palmer Audi Autumn Trophy Race

## LAP ANALYSIS - FREE PRACTICE

(contd.)

<b>23</b>	<b>Bruce HODGES</b>	<b>GBR</b>	Metrow Foods
	1 - 6:32.430 2 - 1:37.126 3 - <b>1:29.826</b>		
<b>25</b>	<b>Gini USSI</b>	<b>ITA</b>	WMRC
	1 - 5:34.822    6 - X:00.000 2 - 1:26.384    7 - 1:22.293 3 - 1:24.983    8 - 1:24.873 4 - 1:24.401    9 - <b>1:21.811</b> 5 - 6:48.112		
<b>27</b>	<b>Cody LEIBEL</b>	<b>CAN</b>	Big Up Entertainment
	1 - 5:59.848    6 - 2:00.766    11 - 1:28.357    16 - 1:29.165 2 - 2:01.937    7 - 1:32.944    12 - 1:32.085    17 - <b>1:22.092</b> 3 - 1:37.133    8 - X:00.000    13 - 1:27.085 4 - 1:59.485    9 - 1:30.263    14 - 1:25.974 5 - 1:36.850    10 - 1:32.127    15 - 1:24.851		
<b>29</b>	<b>Stuart PRIOR</b>	<b>GBR</b>	Kitbag.com
	1 - 5:36.167    6 - 1:29.315 2 - 1:29.231    7 - 1:31.146 3 - 1:24.465    8 - 1:27.454 4 - <b>1:23.033</b> 9 - 1:26.695 5 - X:00.000		
<b>52</b>	<b>Derrick COLLIN</b>	<b>GBR</b>	Brunlines
	1 - 5:56.533    6 - 1:27.455    11 - 1:28.318    16 - 1:21.930 2 - 1:33.018    7 - 1:28.643    12 - 1:24.159    17 - 1:21.564 3 - 1:33.944    8 - 1:26.332    13 - 1:31.970    18 - <b>1:18.668</b> 4 - 1:30.687    9 - X:00.000    14 - 1:26.435 5 - 1:30.694    10 - 2:09.466    15 - 1:26.829		
<b>68</b>	<b>Bill KNOWLES</b>	<b>GBR</b>	Brunlines
	1 - 6:13.293    6 - 1:51.106    11 - 1:29.838    16 - <b>1:24.844</b> 2 - 1:56.231    7 - X:00.000    12 - 1:31.095 3 - 1:41.904    8 - 1:33.824    13 - 1:28.503 4 - 1:39.705    9 - 1:32.747    14 - 1:28.357 5 - 1:35.652    10 - 1:31.358    15 - 1:25.700		
<b>88</b>	<b>John EMBIRICOS</b>	<b>GRE</b>	Bluewater Capital
	1 - 5:25.358    6 - 1:28.381 2 - 1:28.225 3 - <b>1:25.249</b> 4 - 1:26.896 5 - 5:25.324		

## Formula Palmer Audi Autumn Trophy Race

### 2nd FREE PRACTICE

POS	NO	CL	DRIVER	NAT	SPONSOR	TIME	LAPS	GAP	MPH
1	19		<b>Stephen YOUNG</b>	<b>GBR</b>	VK	1:07.058	13		104.79
2	8		<b>Viktor JENSEN</b>	<b>ICE</b>	CSMA Motoring & Leisure	1:07.167	13	0.109	104.62
3	29		<b>Stuart PRIOR</b>	<b>GBR</b>	Kitbag.com	1:07.363	9	0.305	104.31
4	21		<b>Chris HYMAN</b>	<b>RSA</b>	LCA Racing	1:07.551	7	0.493	104.02
5	3		<b>Terry WHITE</b>	<b>GBR</b>	IC Services	1:08.078	15	1.020	103.22
6	6		<b>Matt HARRIS</b>	<b>GBR</b>	Matt Harris Racing	1:08.624	12	1.566	102.40
7	4		<b>Paul WARREN</b>	<b>GBR</b>	AIPS	1:09.304	10	2.246	101.39
8	18		<b>Gary EASTWOOD</b>	<b>GBR</b>	LKM	1:09.316	13	2.258	101.37
9	14		<b>David JOSEPH</b>	<b>SCO</b>	Optimum IT	1:09.325	11	2.267	101.36
10	88		<b>John EMBIRICOS</b>	<b>GRE</b>	Bluewater Capital	1:09.355	13	2.297	101.32
11	7		<b>Tony BREWER</b>	<b>GBR</b>	Crucial Trading	1:09.590	17	2.532	100.98
12	25		<b>Gini USSI</b>	<b>ITA</b>	WMRC	1:09.782	10	2.724	100.70
13	22		<b>Anthony PINTO</b>	<b>USA</b>	Park Place Entertainments	1:10.518	14	3.460	99.65
14	52		<b>Derrick COLLIN</b>	<b>GBR</b>	Brunlines	1:10.871	12	3.813	99.15
15	2		<b>Mark EVANS</b>	<b>WAL</b>	Palindrome Racing	1:10.941	13	3.883	99.05
16	27		<b>Cody LEIBEL</b>	<b>CAN</b>	Big Up Entertainment	1:12.015	13	4.957	97.58
17	11		<b>Daniel TAPINOS</b>	<b>GRE</b>	Meridian Brokerage	1:12.135	13	5.077	97.41
18	23		<b>Bruce HODGES</b>	<b>GBR</b>	Metrow Foods	1:12.177	13	5.119	97.36
19	20		<b>Ludovico MANFREDI</b>	<b>ITA</b>	Lineltex	1:13.686	10	6.628	95.36
20	68		<b>Bill KNOWLES</b>	<b>GBR</b>	Brunlines	1:14.076	13	7.018	94.86

Weather / Track : Sunny / Damp

These results are provisional until the conclusion of any judicial and technical matters.

Snetterton

Circuit Length = 1.9520 miles.

Start: 11:49 End: 12:09

Clerk of Course:	Timekeeper:
------------------	-------------

## Formula Palmer Audi Autumn Trophy Race

### LAP ANALYSIS - 2nd FREE PRACTICE

<b>2</b>	<b>Mark EVANS</b>	<b>WAL</b>	Palindrome Racing		
1 -	2:41.214	6 -	1:15.595	11 -	1:11.956
2 -	1:18.160	7 -	4:16.952	12 -	1:11.057
3 -	1:13.554	8 -	1:12.830	13 -	<b>1:10.941</b>
4 -	1:13.412	9 -	1:15.592		
5 -	1:15.048	10 -	1:24.534		
<b>3</b>	<b>Terry WHITE</b>	<b>GBR</b>	IC Services		
1 -	1:23.013	6 -	4:06.756	11 -	1:10.211
2 -	1:12.620	7 -	1:10.910	12 -	1:09.929
3 -	1:12.572	8 -	1:09.011	13 -	<b>1:08.078</b>
4 -	1:11.155	9 -	1:12.026	14 -	1:10.765
5 -	1:09.605	10 -	1:09.182	15 -	1:08.650
<b>4</b>	<b>Paul WARREN</b>	<b>GBR</b>	AIPS		
1 -	2:18.265	6 -	1:13.170		
2 -	1:20.396	7 -	1:11.579		
3 -	1:17.060	8 -	1:09.489		
4 -	1:15.800	9 -	1:09.432		
5 -	4:52.146	10 -	<b>1:09.304</b>		
<b>6</b>	<b>Matt HARRIS</b>	<b>GBR</b>	Matt Harris Racing		
1 -	3:07.896	6 -	4:08.824	11 -	1:09.324
2 -	1:14.390	7 -	1:15.388	12 -	<b>1:08.624</b>
3 -	1:14.551	8 -	1:09.795		
4 -	1:10.406	9 -	1:11.438		
5 -	1:10.499	10 -	1:11.317		
<b>7</b>	<b>Tony BREWER</b>	<b>GBR</b>	Crucial Trading		
1 -	1:27.736	6 -	1:13.655	11 -	1:10.626
2 -	1:14.513	7 -	1:10.675	12 -	1:10.812
3 -	1:14.911	8 -	1:10.401	13 -	1:12.589
4 -	1:11.704	9 -	1:12.054	14 -	1:10.989
5 -	1:14.141	10 -	1:10.123	15 -	1:09.843
				16 -	<b>1:09.590</b>
				17 -	1:11.057
<b>8</b>	<b>Viktor JENSEN</b>	<b>ICE</b>	CSMA Motoring & Leisure		
1 -	1:39.815	6 -	4:34.352	11 -	1:15.621
2 -	1:13.912	7 -	1:08.696	12 -	1:08.451
3 -	1:10.049	8 -	1:20.954	13 -	<b>1:07.167</b>
4 -	1:09.789	9 -	1:09.799		
5 -	1:10.249	10 -	1:08.566		
<b>11</b>	<b>Daniel TAPINOS</b>	<b>GRE</b>	Meridian Brokerage		
1 -	1:45.758	6 -	1:12.179	11 -	1:12.312
2 -	1:18.946	7 -	1:12.271	12 -	1:13.691
3 -	1:15.927	8 -	<b>1:12.135</b>	13 -	5:08.305
4 -	1:15.958	9 -	1:22.410		
5 -	1:13.949	10 -	1:46.995		

# Formula Palmer Audi Autumn Trophy Race

## LAP ANALYSIS - 2nd FREE PRACTICE

(contd.)

<b>14</b>	<b>David JOSEPH</b>	<b>SCO</b>	Optimum IT
1 - 2:22.625	6 - 1:10.152	11 - 1:09.618	
2 - 1:15.171	7 - <b>1:09.325</b>		
3 - 1:13.147	8 - 1:11.082		
4 - 4:10.779	9 - 1:11.463		
5 - 1:11.530	10 - 4:14.158		
<b>18</b>	<b>Gary EASTWOOD</b>	<b>GBR</b>	LKM
1 - 1:46.743	6 - 1:10.773	11 - <b>1:09.316</b>	
2 - 1:15.573	7 - 4:07.242	12 - 1:16.096	
3 - 1:11.599	8 - 1:13.295	13 - 1:14.228	
4 - 1:10.713	9 - 1:10.073		
5 - 1:11.378	10 - 1:09.510		
<b>19</b>	<b>Stephen YOUNG</b>	<b>GBR</b>	VK
1 - 2:04.732	6 - 1:10.635	11 - 1:07.595	
2 - 1:19.001	7 - 5:05.784	12 - 1:07.501	
3 - 1:14.082	8 - 1:08.534	13 - <b>1:07.058</b>	
4 - 1:12.442	9 - 1:08.003		
5 - 1:08.996	10 - 1:07.646		
<b>20</b>	<b>Ludovico MANFREDI</b>	<b>ITA</b>	Lineltex
1 - 2:02.973	6 - 1:15.911		
2 - 1:18.032	7 - 1:16.171		
3 - 1:18.291	8 - 1:14.153		
4 - 1:17.113	9 - 1:15.428		
5 - 4:00.511	10 - <b>1:13.686</b>		
<b>21</b>	<b>Chris HYMAN</b>	<b>RSA</b>	LCA Racing
1 - 3:10.259	6 - 1:18.212		
2 - 1:14.073	7 - 1:11.774		
3 - 1:10.065			
4 - 1:08.515			
5 - <b>1:07.551</b>			
<b>22</b>	<b>Anthony PINTO</b>	<b>USA</b>	Park Place Entertainments
1 - 2:00.708	6 - 1:13.544	11 - <b>1:10.518</b>	
2 - 1:17.752	7 - 1:11.557	12 - 1:12.784	
3 - 1:18.293	8 - 1:11.356	13 - 1:12.015	
4 - 1:14.491	9 - 1:10.849	14 - 1:12.814	
5 - 1:22.720	10 - 1:19.689		
<b>23</b>	<b>Bruce HODGES</b>	<b>GBR</b>	Metrow Foods
1 - 1:50.915	6 - 1:15.050	11 - 1:14.105	
2 - 1:19.551	7 - 1:17.416	12 - 1:13.351	
3 - 1:20.373	8 - 1:14.704	13 - <b>1:12.177</b>	
4 - 1:27.331	9 - 1:17.947		
5 - 4:36.874	10 - 1:15.977		

# Formula Palmer Audi Autumn Trophy Race

## LAP ANALYSIS - 2nd FREE PRACTICE

(contd.)

<b>25</b>	<b>Gini USSI</b>	<b>ITA</b>	<b>WMRC</b>
1 - 1:49.102	6 - 4:57.636		
2 - 1:27.854	7 - 1:17.519		
3 - 4:59.726	8 - 1:10.979		
4 - 1:16.031	9 - <b>1:09.782</b>		
5 - 1:12.563	10 - 1:10.260		
<b>27</b>	<b>Cody LEIBEL</b>	<b>CAN</b>	<b>Big Up Entertainment</b>
1 - 2:00.468	6 - 1:16.736	11 - 1:12.808	
2 - 1:23.962	7 - 1:14.063	12 - 1:14.962	
3 - 1:20.538	8 - 1:14.093	13 - <b>1:12.015</b>	
4 - 1:18.638	9 - 4:51.279		
5 - 1:16.912	10 - 1:14.193		
<b>29</b>	<b>Stuart PRIOR</b>	<b>GBR</b>	<b>Kitbag.com</b>
1 - 2:01.208	6 - 4:18.894		
2 - 1:17.633	7 - 1:08.867		
3 - 1:16.461	8 - 1:09.055		
4 - 1:12.419	9 - <b>1:07.363</b>		
5 - 1:10.114			
<b>52</b>	<b>Derrick COLLIN</b>	<b>GBR</b>	<b>Brunlines</b>
1 - 2:34.596	6 - 1:14.218	11 - 1:13.947	
2 - 1:17.858	7 - 1:12.564	12 - <b>1:10.871</b>	
3 - 1:15.331	8 - 1:12.102		
4 - 1:15.682	9 - 1:12.508		
5 - 1:17.399	10 - 5:12.050		
<b>68</b>	<b>Bill KNOWLES</b>	<b>GBR</b>	<b>Brunlines</b>
1 - 2:14.465	6 - 1:18.378	11 - <b>1:14.076</b>	
2 - 1:23.766	7 - 4:22.872	12 - 1:15.854	
3 - 1:23.224	8 - 1:15.824	13 - 1:16.090	
4 - 1:20.547	9 - 1:15.914		
5 - 1:18.727	10 - 1:14.912		
<b>88</b>	<b>John EMBIRICOS</b>	<b>GRE</b>	<b>Bluewater Capital</b>
1 - 1:41.391	6 - 6:07.947	11 - 1:09.657	
2 - 1:14.022	7 - 1:09.952	12 - 1:11.115	
3 - 1:13.325	8 - 1:10.429	13 - <b>1:09.355</b>	
4 - 1:15.569	9 - 1:10.387		
5 - 1:11.289	10 - 1:12.556		

# Formula Palmer Audi Autumn Trophy Race

## QUALIFYING - RACE 4

POS	NO	CL	DRIVER	NAT	SPONSOR	TIME	LAPS	GAP	MPH
1	19		<b>Stephen YOUNG</b>	<b>GBR</b>	VK	1:24.046	5		83.61
2	29		<b>Stuart PRIOR</b>	<b>GBR</b>	Kitbag.com	1:25.589	7	1.543	82.10
3	25		<b>Gini USSI</b>	<b>ITA</b>	WMRC	1:25.804	2	1.758	81.89
4	8		<b>Viktor JENSEN</b>	<b>ICE</b>	Online	1:26.063	7	2.017	81.65
5	4		<b>Paul WARREN</b>	<b>GBR</b>	AIPS	1:26.327	6	2.281	81.40
6	6		<b>Matt HARRIS</b>	<b>GBR</b>	Matt Harris Racing	1:26.575	4	2.529	81.16
7	21		<b>Chris HYMAN</b>	<b>RSA</b>	LCA Racing	1:26.590	5	2.544	81.15
8	9		<b>Joshua SOUTHALL</b>	<b>USA</b>		1:30.336	7	6.290	77.79
9	22		<b>Anthony PINTO</b>	<b>USA</b>	Park Place Entertainments	1:30.352	6	6.306	77.77
10	14		<b>David JOSEPH</b>	<b>SCO</b>	Optimum IT	1:30.722	3	6.676	77.45
11	3		<b>Terry WHITE</b>	<b>GBR</b>	IC Services	1:31.314	5	7.268	76.95
12	23		<b>Bruce HODGES</b>	<b>GBR</b>	Metrow Foods	1:31.655	5	7.609	76.67
13	7		<b>Tony BREWER</b>	<b>GBR</b>	Crucial Trading	1:34.325	6	10.279	74.50
14	68		<b>Bill KNOWLES</b>	<b>GBR</b>	Brunlines	1:34.584	4	10.538	74.29
15	18		<b>Gary EASTWOOD</b>	<b>GBR</b>	LKM	1:34.640	3	10.594	74.25
16	11		<b>Daniel TAPINOS</b>	<b>GRE</b>	Meridian Brokerage	1:36.654	4	12.608	72.70
17	27		<b>Cody LEIBEL</b>	<b>CAN</b>	Big Up Entertainment	1:37.443	4	13.397	72.11
18	2		<b>Mark EVANS</b>	<b>WAL</b>	Palindrome Racing	1:37.603	5	13.557	71.99
19	52		<b>Derrick COLLIN</b>	<b>GBR</b>	Brunlines	1:51.635	3	27.589	62.94
20	20		<b>Ludovico MANFREDI</b>	<b>ITA</b>	Lineltex	20:13.637	1	18:49.591	5.79
21	88		<b>John EMBIRICOS</b>	<b>GRE</b>	Bluewater Capital	20:20.088	1	18:56.042	5.76

Weather / Track : Raining / Wet

These results are provisional until the conclusion of any judicial and technical matters.

Snetterton

Circuit Length = 1.9520 miles.

Start: 13:44 End: 14:14

Clerk of Course:	Timekeeper:
------------------	-------------

## Formula Palmer Audi Autumn Trophy Race

### LAP ANALYSIS - QUALIFYING - RACE 4

<b>2</b>	<b>Mark EVANS</b>	<b>WAL</b>	Palindrome Racing
1 - X:00.000 2 - <b>1:37.603</b> 3 - X:00.000 4 - 9:30.423 5 - 1:38.388			
<b>3</b>	<b>Terry WHITE</b>	<b>GBR</b>	IC Services
1 - X:00.000 2 - <b>1:31.314</b> 3 - X:00.000 4 - 9:13.617 5 - 1:33.863			
<b>4</b>	<b>Paul WARREN</b>	<b>GBR</b>	AIPS
1 - X:00.000    6 - <b>1:26.327</b> 2 - 1:26.536 3 - 1:27.297 4 - X:00.000 5 - 1:27.593			
<b>6</b>	<b>Matt HARRIS</b>	<b>GBR</b>	Matt Harris Racing
1 - X:00.000 2 - <b>1:26.575</b> 3 - X:00.000 4 - 1:36.368			
<b>7</b>	<b>Tony BREWER</b>	<b>GBR</b>	Crucial Trading
1 - X:00.000    6 - <b>1:34.325</b> 2 - 1:35.013 3 - X:00.000 4 - 8:12.763 5 - 1:34.344			
<b>8</b>	<b>Viktor JENSEN</b>	<b>ICE</b>	Online
1 - X:00.000    6 - 1:28.899 2 - 1:27.482    7 - <b>1:26.063</b> 3 - 1:27.906 4 - X:00.000 5 - 8:34.779			
<b>9</b>	<b>Joshua SOUTHALL</b>	<b>USA</b>	
1 - X:00.000    6 - 1:33.464 2 - 1:31.802    7 - 1:30.857 3 - <b>1:30.336</b> 4 - X:00.000 5 - 8:24.182			

# Formula Palmer Audi Autumn Trophy Race

## LAP ANALYSIS - QUALIFYING - RACE 4

(contd.)

<b>11</b>	<b>Daniel TAPINOS</b>	<b>GRE</b>	Meridian Brokerage
1 - X:00.000 2 - X:00.000 3 - <b>1:36.654</b> 4 - 1:36.810			
<b>14</b>	<b>David JOSEPH</b>	<b>SCO</b>	Optimum IT
1 - X:00.000 2 - 1:31.885 3 - <b>1:30.722</b>			
<b>18</b>	<b>Gary EASTWOOD</b>	<b>GBR</b>	LKM
1 - X:00.000 2 - X:00.000 3 - <b>1:34.640</b>			
<b>19</b>	<b>Stephen YOUNG</b>	<b>GBR</b>	VK
1 - X:00.000 2 - 1:24.624 3 - <b>1:24.046</b> 4 - X:00.000 5 - 1:39.872			
<b>20</b>	<b>Ludovico MANFREDI</b>	<b>ITA</b>	Lineltex
1 - <b>X:00.000</b>			
<b>21</b>	<b>Chris HYMAN</b>	<b>RSA</b>	LCA Racing
1 - X:00.000 2 - X:00.000 3 - 8:17.449 4 - 1:27.395 5 - <b>1:26.590</b>			
<b>22</b>	<b>Anthony PINTO</b>	<b>USA</b>	Park Place Entertainments
1 - X:00.000    6 - <b>1:30.352</b> 2 - 1:31.119 3 - X:00.000 4 - 8:11.273 5 - 1:32.439			

# Formula Palmer Audi Autumn Trophy Race

## LAP ANALYSIS - QUALIFYING - RACE 4


(contd.)

<b>23</b>	<b>Bruce HODGES</b>	<b>GBR</b>	Metrow Foods
1 - X:00.000 2 - <b>1:31.655</b> 3 - X:00.000 4 - 1:35.457 5 - 1:33.382			
<b>25</b>	<b>Gini USSI</b>	<b>ITA</b>	WMRC
1 - X:00.000 2 - <b>1:25.804</b>			
<b>27</b>	<b>Cody LEIBEL</b>	<b>CAN</b>	Big Up Entertainment
1 - X:00.000 2 - X:00.000 3 - <b>1:37.443</b> 4 - 1:38.219			
<b>29</b>	<b>Stuart PRIOR</b>	<b>GBR</b>	Kitbag.com
1 - X:00.000    6 - 1:26.161 2 - <b>1:25.589</b> 7 - 1:35.456 3 - 1:38.706 4 - X:00.000 5 - 8:30.502			
<b>52</b>	<b>Derrick COLLIN</b>	<b>GBR</b>	Brunlines
1 - X:00.000 2 - 8:45.041 3 - <b>1:51.635</b>			
<b>68</b>	<b>Bill KNOWLES</b>	<b>GBR</b>	Brunlines
1 - X:00.000 2 - <b>1:34.584</b> 3 - X:00.000 4 - 1:42.402			
<b>88</b>	<b>John EMBIRICOS</b>	<b>GRE</b>	Bluewater Capital
1 - <b>X:00.000</b>			

# Formula Palmer Audi Autumn Trophy Race

## GRID - RACE 4

ROW 11	20:20.088 88 EMBIRICOS	20:13.637 20 MANFREDI
ROW 10	1:51.635 52 COLLIN	1:37.603 2 EVANS
ROW 9	1:37.443 27 LEIBEL	1:36.654 11 TAPINOS
ROW 8	1:34.640 18 EASTWOOD	1:34.584 68 KNOWLES
ROW 7	1:34.325 7 BREWER	1:31.655 23 HODGES
ROW 6	1:31.314 3 WHITE	1:30.722 14 JOSEPH
ROW 5	1:30.352 22 PINTO	1:30.336 9 SOUTHALL
ROW 4	1:26.590 21 HYMAN	1:26.575 6 HARRIS
ROW 3	1:26.327 4 WARREN	1:26.063 8 JENSEN
ROW 2	1:25.804 25 USSI	1:25.589 29 PRIOR
ROW 1	1:24.046 19 YOUNG	
<b>POLE</b>		



Weather / Track : Raining / Wet  
 These results are provisional until the conclusion of any judicial and technical matters.

Snetterton  
 Circuit Length = 1.9520 miles.  
 Start: 13:44 End: 14:14

Clerk of Course:	Timekeeper:
------------------	-------------

# Formula Palmer Audi Autumn Trophy Race

## RACE CLASSIFICATION - RACE 4

POS	NO	CL	DRIVER	NAT	SPONSOR	TIME	LAPS	GAP	MPH	BEST
1	19		<b>Stephen YOUNG</b>	<b>GBR</b>	VK	24:40.431	18		85.44	1:20.917
2	21		<b>Chris HYMAN</b>	<b>RSA</b>	LCA Racing	25:09.763	18	29.332	83.78	1:22.121
3	6		<b>Matt HARRIS</b>	<b>GBR</b>	Matt Harris Racing	25:10.197	18	29.766	83.75	1:22.279
4	25		<b>Gino USSI</b>	<b>ITA</b>	WMRC	25:17.364	18	36.933	83.36	1:22.314
5	29		<b>Stuart PRIOR</b>	<b>GBR</b>	Kitbag.com	25:28.569	18	48.138	82.75	1:20.962
6	8		<b>Viktor JENSEN</b>	<b>ICE</b>	Online	25:34.388	18	53.957	82.43	1:22.435
7	14		<b>David JOSEPH</b>	<b>SCO</b>	Optimum IT	25:35.917	18	55.486	82.35	1:22.239
8	18		<b>Gary EASTWOOD</b>	<b>GBR</b>	LKM	25:50.941	18	1:10.510	81.55	1:24.216
9	22		<b>Anthony PINTO</b>	<b>USA</b>	Park Place Entertainments	25:54.836	18	1:14.405	81.35	1:22.801
10	7		<b>Tony BREWER</b>	<b>GBR</b>	Crucial Trading	26:01.346	18	1:20.915	81.01	1:24.794
11	11		<b>Daniel TAPINOS</b>	<b>GRE</b>	Meridian Brokerage	24:57.056	17	1 LAP	79.79	1:22.753
12	23		<b>Bruce HODGES</b>	<b>GBR</b>	Metrow Foods	24:58.424	17	1 LAP	79.72	1:23.314
13	52		<b>Derrick COLLIN</b>	<b>GBR</b>	Brulines	25:23.336	17	1 LAP	78.42	1:22.665
14	68		<b>Bill KNOWLES</b>	<b>GBR</b>	Brulines	25:46.737	17	1 LAP	77.23	1:26.884
15	2		<b>Mark EVANS</b>	<b>WAL</b>	Palindrome Racing	25:49.660	17	1 LAP	77.08	1:27.235
16	27		<b>Cody LEIBEL</b>	<b>CAN</b>	Big Up Entertainment	25:09.726	16	2 LAPS	74.47	1:30.093
17	20		<b>Ludovico MANFREDI</b>	<b>ITA</b>	Lineltex	26:14.009	16	2 LAPS	71.43	1:33.903
18	3		<b>Terry WHITE</b>	<b>GBR</b>	IC Services	26:29.846	15	3 LAPS	66.30	1:36.696

### NOT CLASSIFIED

88			<b>John EMBIRICOS</b>	<b>GRE</b>	Bluewater Capital	11:53.809	8	D.N.F.	78.75	1:22.783
4			<b>Paul WARREN</b>	<b>GBR</b>	AIPS	8:25.723	6	D.N.F.	83.37	1:22.080
9			<b>Joshua SOUTHALL</b>	<b>GBR</b>		5:56.392	4	D.N.F.	78.87	1:23.766

### FASTEST LAP

19			<b>Stephen YOUNG</b>		VK	1:20.917	17	86.84mph	139.76kph
----	--	--	----------------------	--	----	----------	----	----------	-----------

Weather / Track : Cloudy / Damp

These results are provisional until the conclusion of any judicial and technical matters.

Snetterton  
Circuit Length = 1.9520 miles.  
Start: 09:08 End: 09:33

Clerk of Course:	Timekeeper:
------------------	-------------

# Formula Palmer Audi Autumn Trophy Race

## LAP CHART - RACE 4

Lap 1			Lap 2			Lap 3			Lap 4			Lap 5		
No	Behind	Laptime	No	Behind	Laptime	No	Behind	Laptime	No	Behind	Laptime	No	Behind	Laptime
19		1:27.674	19		1:21.908	19		1:22.043	19		1:21.210	19		1:21.600
25	3.372	1:31.046	4	4.956	1:23.163	4	4.993	1:22.080	4	6.451	1:22.668	4	8.279	1:23.428
4	3.701	1:31.375	25	5.510	1:24.046	25	6.758	1:23.291	21	8.907	1:23.141	21	10.318	1:23.011
21	4.392	1:32.066	21	6.318	1:23.834	21	6.976	1:22.701	25	9.873	1:24.325	25	11.376	1:23.103
8	5.914	1:33.588	6	9.430	1:24.979	6	10.413	1:23.026	6	12.438	1:23.235	6	13.662	1:22.824
6	6.359	1:34.033	7	13.352	1:26.187	18	16.917	1:25.171	18	20.476	1:24.769	18	24.531	1:25.655
18	7.782	1:35.456	18	13.789	1:27.915	23	17.483	1:24.808	23	21.217	1:24.944	23	24.858	1:25.241
7	9.073	1:36.747	23	14.718	1:25.812	7	18.570	1:27.261	7	22.154	1:24.794	7	27.648	1:27.094
23	10.814	1:38.488	88	15.416	1:24.911	88	19.273	1:25.900	88	22.719	1:24.656	52	32.198	1:25.108
88	12.413	1:40.087	9	17.814	1:24.487	9	21.001	1:25.230	9	23.557	1:23.766	8	34.519	1:24.003
9	15.235	1:42.909	52	22.719	1:26.483	52	24.929	1:24.253	52	28.690	1:24.971	14	37.427	1:24.170
3	16.345	1:44.019	14	24.513	1:27.597	8	29.287	1:24.600	8	32.116	1:24.039	29	38.079	1:21.911
52	18.144	1:45.818	8	26.730	1:42.724	14	29.802	1:27.332	14	34.857	1:26.265	22	45.806	1:25.288
2	18.591	1:46.265	2	29.603	1:32.920	29	36.645	1:26.274	29	37.768	1:22.333	88	49.508	1:48.389
14	18.824	1:46.498	22	30.517	1:27.695	22	38.568	1:30.094	22	42.118	1:24.760	2	57.189	1:30.695
11	21.159	1:48.833	11	32.329	1:33.078	2	39.810	1:32.250	2	48.094	1:29.494	68	1:05.175	1:28.956
68	24.305	1:51.979	29	32.414	1:25.225	3	47.382	1:36.696	68	57.819	1:30.115	11	1:05.921	1:24.790
22	24.730	1:52.404	3	32.729	1:38.292	68	48.914	1:33.021	11	1:02.731	1:26.517	27	1:18.599	1:32.639
27	27.480	1:55.154	68	37.936	1:35.539	20	51.887	1:34.245	3	1:03.755	1:37.583	3	1:20.836	1:38.681
20	27.690	1:55.364	20	39.685	1:33.903	27	53.157	1:33.179	27	1:07.560	1:35.613			
29	29.097	1:56.771	27	42.021	1:36.449	11	57.424	1:47.138	20	1:15.211	1:44.534			

# Formula Palmer Audi Autumn Trophy Race

## LAP CHART - RACE 4

(contd.)

Lap 6			Lap 7			Lap 8			Lap 9			Lap 10		
No	Behind	Laptime	No	Behind	Laptime	No	Behind	Laptime	No	Behind	Laptime	No	Behind	Laptime
19		1:22.195	19		1:21.793	19		1:21.453	19		1:21.890	19		1:21.969
20	1 LAP	1:35.771	27	1 LAP	1:30.817	21	14.953	1:22.121	68	1 LAP	1:29.791	2	1 LAP	1:31.242
4	9.093	1:23.009	21	14.285	1:23.431	27	1 LAP	1:31.585	21	16.336	1:23.273	68	1 LAP	1:26.895
25	12.254	1:23.073	25	17.332	1:26.871	6	19.757	1:23.134	6	21.177	1:23.310	21	17.958	1:23.591
21	12.647	1:24.524	6	18.076	1:25.402	25	26.599	1:30.720	27	1 LAP	1:31.032	6	22.465	1:23.257
6	14.467	1:23.000	3	1 LAP	1:45.428	18	35.976	1:27.056	25	27.144	1:22.435	25	29.364	1:24.189
18	27.180	1:24.844	20	1 LAP	1:40.145	23	36.901	1:27.420	23	38.325	1:23.314	27	1 LAP	1:34.212
23	27.763	1:25.100	18	30.373	1:24.986	29	40.777	1:23.256	29	40.442	1:21.555	29	40.600	1:22.127
7	30.954	1:25.501	23	30.934	1:24.964	8	41.504	1:25.640	18	40.942	1:26.856	8	43.923	1:23.222
8	36.257	1:23.933	7	34.645	1:25.484	20	1 LAP	1:38.753	8	42.670	1:23.056	18	44.172	1:25.199
14	39.233	1:24.001	8	37.317	1:22.853	7	42.941	1:29.749	14	45.645	1:23.964	14	47.130	1:23.454
29	39.304	1:23.420	29	38.974	1:21.463	14	43.571	1:23.276	7	48.562	1:27.511	7	52.274	1:25.681
52	42.343	1:32.340	14	41.748	1:24.308	3	1 LAP	1:46.936	22	55.505	1:23.906	22	58.623	1:25.087
22	48.198	1:24.587	52	45.762	1:25.212	22	53.489	1:24.359	20	1 LAP	1:35.178	20	1 LAP	1:36.034
88	50.096	1:22.783	22	50.583	1:24.178	88	53.933	1:23.345	3	1 LAP	1:39.099	52	1:10.337	1:24.854
2	1:03.723	1:28.729	88	52.041	1:23.738	52	1:03.634	1:39.325	52	1:07.452	1:25.708	23	1:12.348	1:55.992
11	1:08.081	1:24.355	11	1:10.495	1:24.207	11	1:12.237	1:23.195	11	1:13.125	1:22.778	11	1:13.909	1:22.753
68	1:10.501	1:27.521	2	1:10.992	1:29.062	2	1:18.298	1:28.759						
			68	1:17.098	1:28.390									

# Formula Palmer Audi Autumn Trophy Race

## LAP CHART - RACE 4

(contd.)

Lap 11			Lap 12			Lap 13			Lap 14			Lap 15		
No	Behind	Laptime	No	Behind	Laptime	No	Behind	Laptime	No	Behind	Laptime	No	Behind	Laptime
19		1:22.654	19		1:22.716	19		1:21.676	19		1:22.554	19		1:22.385
3	2 LAPS	1:44.640	20	2 LAPS	1:38.315	23	1 LAP	1:25.331	11	1 LAP	1:27.379	23	1 LAP	1:25.366
68	1 LAP	1:27.974	68	1 LAP	1:27.369	20	2 LAPS	1:34.206	23	1 LAP	1:23.490	11	1 LAP	1:31.375
2	1 LAP	1:31.328	21	20.555	1:23.940	21	21.618	1:22.739	21	22.661	1:23.597	3	3 LAPS	1:56.373
21	19.331	1:24.027	2	1 LAP	1:29.961	68	1 LAP	1:27.536	6	26.902	1:23.567	21	23.821	1:23.545
6	22.598	1:22.787	6	23.053	1:23.171	6	25.889	1:24.512	68	1 LAP	1:27.838	6	26.939	1:22.422
25	29.212	1:22.502	25	29.925	1:23.429	2	1 LAP	1:29.437	25	31.574	1:23.250	25	32.292	1:23.103
29	40.559	1:22.613	3	2 LAPS	1:48.320	25	30.878	1:22.629	20	2 LAPS	1:39.966	29	44.805	1:30.091
8	44.646	1:23.377	29	38.805	1:20.962	29	38.634	1:21.505	2	1 LAP	1:29.267	2	1 LAP	1:31.641
18	47.749	1:26.231	8	45.033	1:23.103	8	47.665	1:24.308	29	37.099	1:21.019	68	1 LAP	1:39.435
14	48.121	1:23.645	14	48.876	1:23.471	14	50.377	1:23.177	8	47.981	1:22.870	8	48.552	1:22.956
27	1 LAP	1:35.006	18	50.573	1:25.540	18	54.221	1:25.324	14	50.930	1:23.107	20	2 LAPS	1:39.606
7	55.755	1:26.135	27	1 LAP	1:30.093	3	2 LAPS	1:50.527	18	56.485	1:24.818	14	51.321	1:22.776
22	1:00.120	1:24.151	7	57.890	1:24.851	7	1:01.632	1:25.418	7	1:04.970	1:25.892	18	58.316	1:24.216
52	1:13.672	1:25.989	22	1:02.169	1:24.765	22	1:05.015	1:24.522	22	1:06.061	1:23.600	22	1:07.027	1:23.351
11	1:14.974	1:23.719	52	1:14.554	1:23.598	27	1 LAP	1:30.815	27	1 LAP	1:31.380	7	1:08.489	1:25.904
23	1:20.885	1:31.191	11	1:16.982	1:24.724	52	1:17.140	1:24.262	52	1:18.401	1:23.815	52	1:21.731	1:25.715

# Formula Palmer Audi Autumn Trophy Race

## LAP CHART - RACE 4

(contd.)

Lap 16			Lap 17			Lap 18			Lap 19			Lap 20		
No	Behind	Laptime	No	Behind	Laptime	No	Behind	Laptime	No	Behind	Laptime	No	Behind	Laptime
19		1:21.841	19		1:20.917	19		1:21.953						
27	2 LAPS	1:33.482	52	1 LAP	1:22.665	11	1 LAP	1:23.825						
23	1 LAP	1:24.563	23	1 LAP	1:27.089	23	1 LAP	1:25.311						
11	1 LAP	1:23.279	11	1 LAP	1:25.111	27	2 LAPS	1:35.188						
21	25.055	1:23.075	27	2 LAPS	1:33.082	21	29.332	1:24.076						
6	28.061	1:22.963	21	27.209	1:23.071	6	29.766	1:22.279						
25	33.037	1:22.586	6	29.440	1:22.296	25	36.933	1:24.452						
3	3 LAPS	1:50.149	25	34.434	1:22.314	52	1 LAP	2:03.220						
29	45.830	1:22.866	29	48.715	1:23.802	29	48.138	1:21.376						
8	50.485	1:23.774	8	53.475	1:23.907	8	53.957	1:22.435						
14	53.326	1:23.846	14	55.200	1:22.791	14	55.486	1:22.239						
68	1 LAP	1:29.618	68	1 LAP	1:26.884	68	1 LAP	1:27.876						
2	1 LAP	1:32.308	2	1 LAP	1:29.067	2	1 LAP	1:27.235						
18	1:02.029	1:25.554	18	1:05.948	1:24.836	18	1:10.510	1:26.515						
20	2 LAPS	1:34.920	22	1:12.760	1:25.690	22	1:14.405	1:23.598						
22	1:07.987	1:22.801	3	3 LAPS	1:54.743	7	1:20.915	1:26.611						
7	1:11.528	1:24.880	7	1:16.257	1:25.646	20	2 LAPS	1:36.884						
			20	2 LAPS	1:36.185	3	3 LAPS	1:58.360						

# Formula Palmer Audi Autumn Trophy Race

## QUALIFYING - RACE 7

POS	NO	CL	DRIVER	NAT	SPONSOR	TIME	LAPS	GAP	MPH
1	19		Stephen YOUNG	GBR	VK	1:22.004	14		85.69
2	29		Stuart PRIOR	GBR	Kitbag.com	1:22.517	14	0.513	85.16
3	21		Chris HYMAN	RSA	LCA Racing	1:22.815	14	0.811	84.85
4	8		Viktor JENSEN	ICE	Online	1:22.827	13	0.823	84.84
5	4		Paul WARREN	GBR	AIPS	1:23.172	14	1.168	84.49
6	6		Matt HARRIS	GBR	Matt Harris Racing	1:23.495	13	1.491	84.16
7	88		John EMBIRICOS	GRE	Bluewater Capital	1:23.655	11	1.651	84.00
8	25		Gini USSI	ITA	WMRC	1:23.745	14	1.741	83.91
9	23		Bruce HODGES	GBR	Metrow Foods	1:24.420	13	2.416	83.24
10	11		Daniel TAPINOS	GRE	Meridian Brokerage	1:24.607	13	2.603	83.05
11	14		David JOSEPH	SCO	Optimum IT	1:24.682	11	2.678	82.98
12	9		Joshua SOUTHALL	USA		1:24.861	13	2.857	82.80
13	3		Terry WHITE	GBR	IC Services	1:25.145	13	3.141	82.53
14	22		Anthony PINTO	USA	Park Place Entertainments	1:25.267	13	3.263	82.41
15	52		Derrick COLLIN	GBR	Brunlines	1:25.839	13	3.835	81.86
16	7		Tony BREWER	GBR	Crucial Trading	1:25.946	13	3.942	81.76
17	18		Gary EASTWOOD	GBR	LKM	1:27.308	14	5.304	80.48
18	2		Mark EVANS	WAL	Palindrome Racing	1:27.708	13	5.704	80.12
19	27		Cody LEIBEL	CAN	Big Up Entertainment	1:28.921	12	6.917	79.02
20	68		Bill KNOWLES	GBR	Brunlines	1:30.673	7	8.669	77.50
21	20		Ludovico MANFREDI	ITA	Lineltex	1:35.489	6	13.485	73.59

Weather / Track : Raining/Wet

These results are provisional until the conclusion of any judicial and technical matters.

Snetterton

Circuit Length = 1.9520 miles.

Start: 16:59 End: 17:19

Clerk of Course:	Timekeeper:
------------------	-------------

## Formula Palmer Audi Autumn Trophy Race

### LAP ANALYSIS - QUALIFYING - RACE 7

<b>2</b>	<b>Mark EVANS</b>	<b>WAL</b>	Palindrome Racing
1 - 8:37.629	6 - 1:32.311	11 - 1:29.332	
2 - 1:37.056	7 - 1:31.777	12 - 1:27.862	
3 - 1:37.710	8 - 1:27.910	13 - 1:30.107	
4 - 1:36.420	9 - 1:28.809		
5 - 1:31.332	10 - <b>1:27.708</b>		
<b>3</b>	<b>Terry WHITE</b>	<b>GBR</b>	IC Services
1 - 8:41.731	6 - 1:27.610	11 - 1:25.845	
2 - 1:30.021	7 - 1:30.497	12 - <b>1:25.145</b>	
3 - 1:29.565	8 - 1:26.440	13 - 1:25.831	
4 - 1:28.233	9 - 1:29.191		
5 - 1:30.729	10 - 1:25.685		
<b>4</b>	<b>Paul WARREN</b>	<b>GBR</b>	AIPS
1 - 7:57.379	6 - 1:25.007	11 - 1:23.736	
2 - 1:27.320	7 - 1:26.685	12 - 1:24.844	
3 - 1:25.117	8 - 1:24.762	13 - 1:24.264	
4 - 1:24.834	9 - 1:25.146	14 - 1:24.357	
5 - 1:24.816	10 - <b>1:23.172</b>		
<b>6</b>	<b>Matt HARRIS</b>	<b>GBR</b>	Matt Harris Racing
1 - 7:31.197	6 - 1:43.020	11 - 1:29.999	
2 - 1:25.636	7 - 1:24.659	12 - 1:23.548	
3 - 1:24.287	8 - 1:47.058	13 - <b>1:23.495</b>	
4 - 1:56.607	9 - 1:38.442		
5 - 1:24.308	10 - 1:23.855		
<b>7</b>	<b>Tony BREWER</b>	<b>GBR</b>	Crucial Trading
1 - 8:24.394	6 - 1:26.597	11 - 1:26.053	
2 - 1:30.424	7 - 1:26.335	12 - <b>1:25.946</b>	
3 - 1:28.943	8 - 1:27.199	13 - 1:26.432	
4 - 1:32.409	9 - 1:31.221		
5 - 1:40.367	10 - 1:27.617		
<b>8</b>	<b>Viktor JENSEN</b>	<b>ICE</b>	Online
1 - 7:23.103	6 - 1:23.530	11 - 1:26.501	
2 - 1:26.768	7 - 1:31.465	12 - 1:23.280	
3 - 1:26.059	8 - 1:24.124	13 - <b>1:22.827</b>	
4 - 3:38.408	9 - 1:24.078		
5 - 1:24.556	10 - 1:23.296		
<b>9</b>	<b>Joshua SOUTHALL</b>	<b>USA</b>	
1 - 8:59.863	6 - 1:25.584	11 - 1:31.523	
2 - 1:35.312	7 - 1:25.478	12 - 1:25.245	
3 - 1:29.906	8 - <b>1:24.861</b>	13 - 1:25.463	
4 - 1:25.813	9 - 1:26.552		
5 - 1:26.353	10 - 1:26.899		

# Formula Palmer Audi Autumn Trophy Race

## LAP ANALYSIS - QUALIFYING - RACE 7

(contd.)

<b>11</b>	<b>Daniel TAPINOS</b>	<b>GRE</b>	Meridian Brokerage
1 -	8:15.880	6 -	1:26.741
2 -	1:29.704	7 -	<b>1:24.607</b>
3 -	1:46.911	8 -	1:27.458
4 -	1:29.293	9 -	1:27.438
5 -	1:29.371	10 -	1:26.221
<b>14</b>	<b>David JOSEPH</b>	<b>SCO</b>	Optimum IT
1 -	9:12.320	6 -	1:26.065
2 -	1:28.192	7 -	1:25.797
3 -	1:29.299	8 -	1:26.011
4 -	1:27.030	9 -	<b>1:24.682</b>
5 -	1:26.876	10 -	1:24.691
<b>18</b>	<b>Gary EASTWOOD</b>	<b>GBR</b>	LKM
1 -	7:37.330	6 -	1:29.051
2 -	1:31.892	7 -	1:29.532
3 -	1:30.398	8 -	1:27.728
4 -	1:29.809	9 -	1:27.553
5 -	1:32.009	10 -	1:31.824
<b>19</b>	<b>Stephen YOUNG</b>	<b>GBR</b>	VK
1 -	7:50.252	6 -	1:23.684
2 -	1:50.919	7 -	1:24.452
3 -	1:23.715	8 -	1:47.401
4 -	1:23.495	9 -	1:33.028
5 -	1:23.825	10 -	1:23.440
<b>20</b>	<b>Ludovico MANFREDI</b>	<b>ITA</b>	Lineltex
1 -	9:21.723	6 -	1:51.608
2 -	2:07.607		
3 -	1:38.255		
4 -	1:36.116		
5 -	<b>1:35.489</b>		
<b>21</b>	<b>Chris HYMAN</b>	<b>RSA</b>	LCA Racing
1 -	7:18.032	6 -	1:24.791
2 -	1:24.447	7 -	1:23.149
3 -	1:27.018	8 -	1:23.439
4 -	1:24.225	9 -	1:24.044
5 -	1:28.527	10 -	1:23.938
<b>22</b>	<b>Anthony PINTO</b>	<b>USA</b>	Park Place Entertainments
1 -	7:59.567	6 -	1:26.686
2 -	2:02.332	7 -	1:26.688
3 -	1:28.472	8 -	1:26.798
4 -	1:28.021	9 -	1:52.906
5 -	1:26.536	10 -	1:27.167

# Formula Palmer Audi Autumn Trophy Race

## LAP ANALYSIS - QUALIFYING - RACE 7

(contd.)

<b>23</b>	<b>Bruce HODGES</b>	<b>GBR</b>	Metrow Foods
1 -	8:05.333	6 -	1:26.096
2 -	1:31.125	7 -	1:25.566
3 -	1:28.183	8 -	1:37.886
4 -	1:31.101	9 -	1:34.054
5 -	1:25.803	10 -	1:26.272
11 -	1:26.875	12 -	1:25.187
		13 -	<b>1:24.420</b>
<b>25</b>	<b>Gini USSI</b>	<b>ITA</b>	WMRC
1 -	7:19.378	6 -	1:31.177
2 -	1:25.767	7 -	1:25.717
3 -	1:33.674	8 -	1:30.628
4 -	1:27.460	9 -	1:30.840
5 -	1:25.675	10 -	1:32.472
11 -	<b>1:23.745</b>	12 -	1:42.278
		13 -	1:24.171
		14 -	1:23.881
<b>27</b>	<b>Cody LEIBEL</b>	<b>CAN</b>	Big Up Entertainment
1 -	8:20.783	6 -	1:34.086
2 -	1:49.414	7 -	1:42.049
3 -	1:40.143	8 -	1:32.998
4 -	1:38.170	9 -	1:33.948
5 -	1:37.485	10 -	1:34.752
11 -	<b>1:28.921</b>	12 -	1:50.028
<b>29</b>	<b>Stuart PRIOR</b>	<b>GBR</b>	Kitbag.com
1 -	7:34.499	6 -	1:27.488
2 -	1:25.245	7 -	1:23.011
3 -	1:24.130	8 -	1:23.332
4 -	1:35.087	9 -	<b>1:22.517</b>
5 -	1:26.607	10 -	1:26.049
11 -	1:22.550	12 -	1:25.136
		13 -	1:50.683
		14 -	1:22.916
<b>52</b>	<b>Derrick COLLIN</b>	<b>GBR</b>	Brunlines
1 -	7:59.274	6 -	1:29.145
2 -	1:33.563	7 -	1:26.844
3 -	1:30.437	8 -	1:26.277
4 -	1:29.847	9 -	1:33.599
5 -	2:05.330	10 -	1:28.647
11 -	1:27.312	12 -	1:28.130
		13 -	<b>1:25.839</b>
<b>68</b>	<b>Bill KNOWLES</b>	<b>GBR</b>	Brunlines
1 -	8:24.525	6 -	1:32.064
2 -	1:37.232	7 -	1:33.960
3 -	2:03.790		
4 -	1:33.555		
5 -	<b>1:30.673</b>		
<b>88</b>	<b>John EMBIRICOS</b>	<b>GRE</b>	Bluewater Capital
1 -	8:51.858	6 -	1:28.961
2 -	1:27.784	7 -	1:25.233
3 -	1:30.275	8 -	1:25.132
4 -	1:24.969	9 -	1:28.417
5 -	5:00.546	10 -	1:24.080
11 -	<b>1:23.655</b>		

# Formula Palmer Audi Autumn Trophy Race

## GRID - RACE 7

ROW 11	1:35.489 20 MANFREDI	1:30.673 68 KNOWLES
ROW 10	1:28.921 27 LEIBEL	1:27.708 2 EVANS
ROW 9	1:27.308 18 EASTWOOD	1:25.946 7 BREWER
ROW 8	1:25.839 52 COLLIN	1:25.267 22 PINTO
ROW 7	1:25.145 3 WHITE	1:24.861 9 SOUTHALL
ROW 6	1:24.682 14 JOSEPH	1:24.607 11 TAPINOS
ROW 5	1:24.420 23 HODGES	1:23.745 25 USSI
ROW 4	1:23.655 88 EMBIRICOS	1:23.495 6 HARRIS
ROW 3	1:23.172 4 WARREN	1:22.827 8 JENSEN
ROW 2	1:22.815 21 HYMAN	1:22.517 29 PRIOR
ROW 1	1:22.004 19 YOUNG	
<b>POLE</b>		



Weather / Track : Raining/Wet  
 These results are provisional until the conclusion of any judicial and technical matters.

Snetterton  
 Circuit Length = 1.9520 miles.  
 Start: 16:59 End: 17:19

Clerk of Course:	Timekeeper:
------------------	-------------

# Formula Palmer Audi Autumn Trophy Race

## RACE CLASSIFICATION - RACE 7

POS	NO	CL	DRIVER	NAT	SPONSOR	TIME	LAPS	GAP	MPH	BEST
1	19		<b>Stephen YOUNG</b>	<b>GBR</b>	VK	20:37.859	18		102.18	1:07.122
2	8		<b>Viktor JENSEN</b>	<b>ICE</b>	Online	20:48.680	18	10.821	101.29	1:07.453
3	4		<b>Paul WARREN</b>	<b>GBR</b>	AIPS	20:51.506	18	13.647	101.07	1:07.909
4	3		<b>Terry WHITE</b>	<b>GBR</b>	IC Services	20:56.008	18	18.149	100.70	1:08.153
5	6		<b>Matt HARRIS</b>	<b>GBR</b>	Matt Harris Racing	20:56.245	18	18.386	100.68	1:08.161
6	21		<b>Chris HYMAN</b>	<b>RSA</b>	LCA Racing	20:59.344	18	21.485	100.44	1:07.584
7	23		<b>Bruce HODGES</b>	<b>GBR</b>	Metrow Foods	21:19.260	18	41.401	98.87	1:07.957
8	88		<b>John EMBIRICOS</b>	<b>GRE</b>	Bluewater Capital	21:19.871	18	42.012	98.83	1:08.858
9	14		<b>David JOSEPH</b>	<b>SCO</b>	Optimum IT	21:25.459	18	47.600	98.40	1:07.776
10	9		<b>Joshua SOUTHALL</b>	<b>GBR</b>		21:32.691	18	54.832	97.85	1:08.469
11	2		<b>Mark EVANS</b>	<b>WAL</b>	Palindrome Racing	20:48.114	17	1 LAP	95.71	1:10.093
12	25		<b>Gino USSI</b>	<b>ITA</b>	WMRC	20:55.107	17	1 LAP	95.18	1:08.984
13	22		<b>Anthony PINTO</b>	<b>USA</b>	Park Place Entertainments	20:59.839	17	1 LAP	94.82	1:09.013
14	7		<b>Tony BREWER</b>	<b>GBR</b>	Crucial Trading	21:32.508	17	1 LAP	92.42	1:11.620
15	68		<b>Bill KNOWLES</b>	<b>GBR</b>	Brulines	20:52.297	16	2 LAPS	89.78	1:14.027
16	20		<b>Ludovico MANFREDI</b>	<b>ITA</b>	Lineltex	20:55.329	16	2 LAPS	89.56	1:14.074
17	27		<b>Cody LEIBEL</b>	<b>CAN</b>	Big Up Entertainment	21:49.771	16	2 LAPS	85.84	1:15.727
18	11		<b>Daniel TAPINOS</b>	<b>GRE</b>	Meridian Brokerage	21:14.734	15	3 LAPS	82.69	1:09.079
NOT CLASSIFIED										
52			<b>Derrick COLLIN</b>	<b>GBR</b>	Brulines	14:42.052	12	D.N.F.	95.60	1:09.484
29			<b>Stuart PRIOR</b>	<b>GBR</b>	Kitbag.com	9:51.131	8	D.N.F.	95.10	1:08.683
18			<b>Gary EASTWOOD</b>	<b>GBR</b>	LKM		0	D.N.F.	N/A	
FASTEST LAP										
19			<b>Stephen YOUNG</b>		VK	1:07.122	9	104.69mph		168.48kph

Weather / Track : Cloudy / Damp

These results are provisional until the conclusion of any judicial and technical matters.

Snetterton

Circuit Length = 1.9520 miles.

Start: 11:56 End: 12:18

Clerk of Course:	Timekeeper:
------------------	-------------

# Formula Palmer Audi Autumn Trophy Race

## LAP CHART - RACE 7

Lap 1			Lap 2			Lap 3			Lap 4			Lap 5		
No	Behind	Laptime	No	Behind	Laptime	No	Behind	Laptime	No	Behind	Laptime	No	Behind	Laptime
19		1:14.012	19		1:10.500	19		1:08.982	19		1:08.479	19		1:08.976
4	3.794	1:17.806	4	3.514	1:10.220	4	4.892	1:10.360	4	5.595	1:09.182	27	1 LAP	1:22.136
6	4.719	1:18.731	8	4.498	1:09.932	8	5.117	1:09.601	8	5.742	1:09.104	8	5.497	1:08.731
8	5.066	1:19.078	6	4.511	1:10.292	6	5.603	1:10.074	6	6.208	1:09.084	6	6.530	1:09.298
21	6.072	1:20.084	21	6.934	1:11.362	21	7.692	1:09.740	21	8.758	1:09.545	4	7.185	1:10.566
88	7.257	1:21.269	88	7.855	1:11.098	3	8.838	1:09.857	3	9.294	1:08.935	21	8.768	1:08.986
3	8.107	1:22.119	3	7.963	1:10.356	88	10.256	1:11.383	88	13.134	1:11.357	3	9.950	1:09.632
23	9.769	1:23.781	23	13.712	1:14.443	23	16.451	1:11.721	23	18.840	1:10.868	88	16.575	1:12.417
52	14.375	1:28.387	52	19.099	1:15.224	11	2 LAPS	3:51.194P	11	2 LAPS	1:19.160	23	20.585	1:10.721
2	17.904	1:31.916	2	23.584	1:16.180	52	25.227	1:15.110	52	30.961	1:14.213	11	2 LAPS	1:12.776
22	18.231	1:32.243	22	24.449	1:16.718	2	28.625	1:14.023	29	31.271	1:11.051	29	32.784	1:10.489
9	18.648	1:32.660	9	24.604	1:16.456	29	28.699	1:12.048	9	35.011	1:12.959	52	34.969	1:12.984
20	22.269	1:36.281	29	25.633	1:13.375	22	29.928	1:14.461	22	35.206	1:13.757	9	36.945	1:10.910
29	22.758	1:36.770	20	31.223	1:19.454	9	30.531	1:14.909	2	36.388	1:16.242	14	39.047	1:11.188
27	27.181	1:41.193	14	31.380	1:14.386	14	34.511	1:12.113	14	36.835	1:10.803	22	39.399	1:13.169
14	27.494	1:41.506	68	39.857	1:22.491	20	41.323	1:19.082	25	49.333	1:11.880	2	41.666	1:14.254
68	27.866	1:41.878	7	40.013	1:19.240	25	45.932	1:14.888	20	51.761	1:18.917	25	50.526	1:10.169
7	31.273	1:45.285	25	40.026	1:13.780	7	49.252	1:18.221	7	56.001	1:15.228	20	1:01.879	1:19.094
25	36.746	1:50.758	27	42.602	1:25.921	68	51.781	1:20.906	68	1:02.612	1:19.310	7	1:02.378	1:15.353
						27	56.221	1:22.601						

# Formula Palmer Audi Autumn Trophy Race

## LAP CHART - RACE 7

(contd.)

Lap 6			Lap 7			Lap 8			Lap 9			Lap 10		
No	Behind	Laptime	No	Behind	Laptime	No	Behind	Laptime	No	Behind	Laptime	No	Behind	Laptime
19		1:08.383	19		1:09.633	19		1:07.517	19		1:07.122	19		1:07.826
68	1 LAP	1:18.383	20	1 LAP	1:19.375	7	1 LAP	1:13.753	8	8.141	1:07.453	8	7.905	1:07.590
8	5.499	1:08.385	8	6.532	1:10.666	8	7.810	1:08.795	7	1 LAP	1:13.386	4	13.209	1:08.554
6	7.705	1:09.558	6	6.751	1:08.679	6	9.698	1:10.464	4	12.481	1:09.500	3	16.102	1:09.363
4	8.870	1:10.068	4	7.931	1:08.694	4	10.103	1:09.689	6	13.709	1:11.133	21	16.883	1:10.496
21	9.831	1:09.446	21	9.476	1:09.278	21	10.395	1:08.436	21	14.213	1:10.940	6	17.822	1:11.939
3	10.769	1:09.202	3	10.380	1:09.244	3	12.218	1:09.355	3	14.565	1:09.469	7	1 LAP	1:16.457
27	1 LAP	1:22.848	68	1 LAP	1:16.878	20	1 LAP	1:20.381	20	1 LAP	1:16.682	23	33.097	1:11.003
88	20.080	1:11.888	88	22.569	1:12.122	68	1 LAP	1:15.334	68	1 LAP	1:14.807	88	33.388	1:11.770
23	21.737	1:09.535	23	23.648	1:11.544	88	25.802	1:10.750	88	29.444	1:10.764	68	1 LAP	1:17.130
29	34.348	1:09.947	27	1 LAP	1:21.208	23	26.072	1:09.941	23	29.920	1:10.970	20	1 LAP	1:18.679
11	2 LAPS	1:11.111	29	33.483	1:08.768	29	34.649	1:08.683	9	43.324	1:09.254	9	44.377	1:08.879
52	39.124	1:12.538	11	2 LAPS	1:09.079	11	2 LAPS	1:10.432	14	45.077	1:09.522	14	45.486	1:08.235
9	39.276	1:10.714	9	39.893	1:10.250	9	41.192	1:08.816	52	47.786	1:10.783	52	50.381	1:10.421
14	40.797	1:10.133	14	41.295	1:10.131	27	1 LAP	1:22.120	22	49.354	1:10.055	22	50.949	1:09.421
22	42.358	1:11.342	52	41.726	1:12.235	14	42.677	1:08.899	2	55.397	1:11.287	2	58.794	1:11.223
2	45.777	1:12.494	22	43.442	1:10.717	52	44.125	1:09.916	27	1 LAP	1:21.205	25	1:00.797	1:10.039
25	53.008	1:10.865	2	48.136	1:11.992	22	46.421	1:10.496	25	58.584	1:09.942			
7	1:09.526	1:15.531	25	53.422	1:10.047	2	51.232	1:10.613	11	2 LAPS	1:36.882			
						25	55.764	1:09.859						

# Formula Palmer Audi Autumn Trophy Race

## LAP CHART - RACE 7

(contd.)

Lap 11			Lap 12			Lap 13			Lap 14			Lap 15		
No	Behind	Laptime	No	Behind	Laptime	No	Behind	Laptime	No	Behind	Laptime	No	Behind	Laptime
19		1:09.022	19		1:07.366	19		1:07.314	19		1:11.849	19		1:07.283
27	2 LAPS	1:21.820	11	3 LAPS	1:10.280	8	8.858	1:08.172	8	5.125	1:08.116	8	6.138	1:08.296
11	3 LAPS	1:13.436	8	8.000	1:08.187	11	3 LAPS	1:11.710	22	1 LAP	1:33.394	22	1 LAP	1:11.188
8	7.179	1:08.296	4	13.438	1:08.641	4	14.418	1:08.294	11	3 LAPS	1:10.239	4	12.309	1:08.625
4	12.163	1:07.976	27	2 LAPS	1:20.830	3	18.405	1:08.159	4	10.967	1:08.398	3	16.129	1:08.504
3	15.876	1:08.796	21	16.701	1:07.931	6	19.026	1:08.161	3	14.908	1:08.352	6	16.960	1:08.862
21	16.136	1:08.275	3	17.560	1:09.050	21	22.828	1:13.441	6	15.381	1:08.204	21	21.088	1:07.852
6	17.327	1:08.527	6	18.179	1:08.218	27	2 LAPS	1:20.178	21	20.519	1:09.540	11	3 LAPS	1:26.178
7	1 LAP	1:12.609	7	1 LAP	1:12.104	7	1 LAP	1:11.829	27	2 LAPS	1:17.511	23	34.192	1:08.865
23	32.818	1:08.743	23	33.864	1:08.412	23	34.507	1:07.957	23	32.610	1:09.952	88	38.727	1:09.930
88	33.402	1:09.036	88	34.961	1:08.925	88	36.897	1:09.250	7	1 LAP	1:13.977	7	1 LAP	1:14.067
68	1 LAP	1:15.093	14	48.492	1:10.696	14	50.378	1:09.200	88	36.080	1:11.032	27	2 LAPS	1:20.160
20	1 LAP	1:15.440	9	49.124	1:12.666	9	50.713	1:08.903	14	46.465	1:07.936	14	47.046	1:07.864
9	43.824	1:08.469	68	1 LAP	1:17.316	68	1 LAP	1:15.036	9	48.175	1:09.311	9	49.969	1:09.077
14	45.162	1:08.698	20	1 LAP	1:16.404	20	1 LAP	1:16.179	68	1 LAP	1:14.860			
52	50.843	1:09.484	22	53.453	1:09.013	25	1:05.687	1:09.443	20	1 LAP	1:14.198			
22	51.806	1:09.879	52	54.234	1:10.757	2	1:08.182	1:10.736	25	1:03.221	1:09.383			
2	1:00.541	1:10.769	25	1:03.558	1:10.165				2	1:06.426	1:10.093			
25	1:00.759	1:08.984	2	1:04.760	1:11.585									

# Formula Palmer Audi Autumn Trophy Race

## LAP CHART - RACE 7


(contd.)

Lap 16			Lap 17			Lap 18			Lap 19			Lap 20		
No	Behind	Laptime	No	Behind	Laptime	No	Behind	Laptime	No	Behind	Laptime	No	Behind	Laptime
19		1:09.126	19		1:07.186	19		1:07.283						
68	2 LAPS	1:14.027	2	1 LAP	1:11.555	2	1 LAP	1:10.213						
20	2 LAPS	1:15.895	68	2 LAPS	1:14.642	8	10.821	1:09.074						
2	1 LAP	1:12.939	8	9.030	1:11.105	4	13.647	1:08.636						
8	5.111	1:08.099	20	2 LAPS	1:15.194	68	2 LAPS	1:14.206						
4	11.571	1:08.388	4	12.294	1:07.909	25	1 LAP	1:09.348						
25	1 LAP	1:25.894	25	1 LAP	1:09.663	20	2 LAPS	1:14.074						
22	1 LAP	1:11.573	3	16.586	1:08.616	3	18.149	1:08.846						
3	15.156	1:08.153	22	1 LAP	1:09.940	6	18.386	1:08.451						
6	16.090	1:08.256	6	17.218	1:08.314	21	21.485	1:08.677						
21	19.693	1:07.731	21	20.091	1:07.584	22	1 LAP	1:12.473						
11	3 LAPS	1:11.430	11	3 LAPS	1:10.355	11	3 LAPS	1:10.472						
23	37.030	1:11.964	23	39.444	1:09.600	23	41.401	1:09.240						
88	38.608	1:09.007	88	40.437	1:09.015	88	42.012	1:08.858						
7	1 LAP	1:12.044	14	47.107	1:07.894	14	47.600	1:07.776						
14	46.399	1:08.479	7	1 LAP	1:11.804	7	1 LAP	1:11.620						
9	50.214	1:09.371	9	52.846	1:09.818	9	54.832	1:09.269						
27	2 LAPS	1:18.225	27	2 LAPS	1:15.727	27	2 LAPS	1:16.088						

# Formula Palmer Audi Autumn Trophy Race

## GRID - RACE 11

ROW 11	18	EASTWOOD	
ROW 10	52	1:09.484 COLLIN	29 1:08.683 PRIOR
ROW 9	27	1:15.727 LEIBEL	11 1:09.079 TAPINOS
ROW 8	68	1:14.027 KNOWLES	20 1:14.074 MANFREDI
ROW 7	22	1:09.013 PINTO	7 1:11.620 BREWER
ROW 6	2	1:10.093 EVANS	25 1:08.984 USSI
ROW 5	14	1:07.776 JOSEPH	9 1:08.469 SOUTHALL
ROW 4	23	1:07.957 HODGES	88 1:08.858 EMBRICOS
ROW 3	6	1:08.161 HARRIS	21 1:07.584 HYMAN
ROW 2	4	1:07.909 WARREN	3 1:08.153 WHITE
ROW 1	19	1:07.122 YOUNG	8 1:07.453 JENSEN
<b>POLE</b>			



Weather / Track : Cloudy / Damp  
 These results are provisional until the conclusion of any judicial and technical matters.

Snetterton  
 Circuit Length = 1.9520 miles.  
 Start: 11:56 End: 12:18

Clerk of Course:	Timekeeper:
------------------	-------------

# Formula Palmer Audi Autumn Trophy Race

## RACE CLASSIFICATION - RACE 11

POS	NO	CL	DRIVER	NAT	SPONSOR	TIME	LAPS	GAP	MPH	BEST
1	21		Chris HYMAN	RSA	LCA Racing	20:46.443	18		101.48	1:07.849
2	4		Paul WARREN	GBR	AIPS	20:47.329	18	0.886	101.40	1:07.558
3	3		Terry WHITE	GBR	IC Services	20:51.714	18	5.271	101.05	1:07.980
4	6		Matt HARRIS	GBR	Matt Harris Racing	20:52.564	18	6.121	100.98	1:07.829
5	29		Stuart PRIOR	GBR	Kitbag.com	21:07.678	18	21.235	99.78	1:06.825
6	14		David JOSEPH	SCO	Optimum IT	21:09.053	18	22.610	99.67	1:08.479
7	88		John EMBIRICOS	GRE	Bluewater Capital	21:11.268	18	24.825	99.49	1:08.566
8	52		Derrick COLLIN	GBR	Brulines	21:40.129	18	53.686	97.29	1:09.985
9	18		Gary EASTWOOD	GBR	LKM	21:53.835	18	1:07.392	96.27	1:09.936
10	11		Daniel TAPINOS	GRE	Meridian Brokerage	20:47.354	17	1 LAP	95.77	1:10.852
11	2		Mark EVANS	WAL	Palindrome Racing	21:00.779	17	1 LAP	94.75	1:10.895
12	22		Anthony PINTO	USA	Park Place Entertainments	21:14.092	17	1 LAP	93.76	1:09.530
13	9		Joshua SOUTHALL	GBR		21:18.942	17	1 LAP	93.40	1:08.027
14	20		Ludovico MANFREDI	ITA	Lineltex	21:28.507	17	1 LAP	92.71	1:13.058
15	27		Cody LEIBEL	CAN	Big Up Entertainment	21:43.951	17	1 LAP	91.61	1:14.211
16	68		Bill KNOWLES	GBR	Brulines	21:48.991	17	1 LAP	91.26	1:13.129
NOT CLASSIFIED										
23			Bruce HODGES	GBR	Metrow Foods	17:46.482	15	D.N.F.	98.83	1:08.395
8			Viktor JENSEN	ICE	Online	11:24.723	10	D.N.F.	102.62	1:06.749
19			Stephen YOUNG	GBR	VK	11:24.785	10	D.N.F.	102.61	1:07.545
25			Gino USSI	ITA	WMRC	8:29.359	7	D.N.F.	96.57	1:09.782
7			Tony BREWER	GBR	Crucial Trading	6:14.468	5	D.N.F.	93.82	1:11.989
FASTEST LAP										
8			Viktor JENSEN		Online	1:06.749	9	105.27mph		169.42kph

Weather / Track : Sunny / Dry

These results are provisional until the conclusion of any judicial and technical matters.

Snetterton  
Circuit Length = 1.9520 miles.  
Start: 15:26 End: 15:47

Clerk of Course:	Timekeeper:
------------------	-------------

# Formula Palmer Audi Autumn Trophy Race

## LAP CHART - RACE 11

Lap 1			Lap 2			Lap 3			Lap 4			Lap 5		
No	Behind	Laptime	No	Behind	Laptime	No	Behind	Laptime	No	Behind	Laptime	No	Behind	Laptime
19		1:12.890	19		1:08.709	19		1:07.914	19		1:07.981	19		1:07.549
8	0.944	1:13.834	8	0.545	1:08.310	8	1.149	1:08.518	8	0.714	1:07.546	8	0.368	1:07.203
4	2.002	1:14.892	4	2.078	1:08.785	4	2.805	1:08.641	4	3.056	1:08.232	4	3.661	1:08.154
21	2.385	1:15.275	21	2.828	1:09.152	21	2.897	1:07.983	21	3.631	1:08.715	21	4.420	1:08.338
6	3.201	1:16.091	6	3.736	1:09.244	6	8.078	1:12.256	6	10.150	1:10.053	3	11.848	1:09.178
3	3.997	1:16.887	3	4.756	1:09.468	3	9.139	1:12.297	3	10.219	1:09.061	6	11.873	1:09.272
88	4.881	1:17.771	88	6.584	1:10.412	88	9.498	1:10.828	88	11.459	1:09.942	88	13.939	1:10.029
25	5.343	1:18.233	25	8.858	1:12.224	25	11.528	1:10.584	25	14.588	1:11.041	25	16.821	1:09.782
23	7.130	1:20.020	23	9.396	1:10.975	23	11.983	1:10.501	23	14.901	1:10.899	23	17.226	1:09.874
14	7.513	1:20.403	14	9.880	1:11.076	14	12.695	1:10.729	14	15.848	1:11.134	14	17.833	1:09.534
29	8.057	1:20.947	29	10.261	1:10.913	29	12.749	1:10.402	9	16.201	1:08.868	9	18.208	1:09.556
2	10.035	1:22.925	9	14.091	1:12.147	9	15.314	1:09.137	29	24.080	1:19.312	29	26.807	1:10.276
9	10.653	1:23.543	7	15.951	1:13.928	52	19.278	1:11.053	52	24.478	1:13.181	52	27.920	1:10.991
7	10.732	1:23.622	52	16.139	1:12.917	7	20.467	1:12.430	7	24.985	1:12.499	7	29.425	1:11.989
52	11.931	1:24.821	18	16.483	1:13.115	18	21.305	1:12.736	11	26.061	1:12.599	11	29.873	1:11.361
18	12.077	1:24.967	11	18.505	1:14.967	11	21.443	1:10.852	18	26.475	1:13.151	18	30.557	1:11.631
11	12.247	1:25.137	20	22.178	1:15.617	20	29.308	1:15.044	20	36.403	1:15.076	20	43.560	1:14.706
20	15.270	1:28.160	68	23.615	1:16.108	68	31.583	1:15.882	2	37.878	1:13.224	2	44.027	1:13.698
68	16.216	1:29.106	2	24.064	1:22.738	2	32.635	1:16.485	68	38.858	1:15.256	22	45.453	1:10.488
27	18.693	1:31.583	27	28.960	1:18.976	27	37.857	1:16.811	22	42.514	1:10.403	68	46.237	1:14.928
22	33.940	1:46.830	22	37.014	1:11.783	22	40.092	1:10.992	27	46.223	1:16.347	27	53.027	1:14.353

# Formula Palmer Audi Autumn Trophy Race

## LAP CHART - RACE 11

(contd.)

Lap 6			Lap 7			Lap 8			Lap 9			Lap 10		
No	Behind	Laptime	No	Behind	Laptime	No	Behind	Laptime	No	Behind	Laptime	No	Behind	Laptime
19		1:07.806	19		1:07.756	19		1:07.545	8		1:06.749	8		1:09.467
8	0.425	1:07.863	8	0.554	1:07.885	8	0.357	1:07.348	19	1.092	1:08.198	19	0.062	1:08.437
4	3.945	1:08.090	4	4.384	1:08.195	27	1 LAP	1:16.556	4	5.997	1:08.706	68	1 LAP	1:15.592
21	4.953	1:08.339	21	5.529	1:08.332	4	4.397	1:07.558	21	7.413	1:08.686	20	1 LAP	1:18.347
3	12.478	1:08.436	3	13.329	1:08.607	21	5.833	1:07.849	27	1 LAP	1:15.362	4	5.650	1:09.120
6	12.924	1:08.857	6	13.885	1:08.717	3	14.481	1:08.697	3	15.406	1:08.031	21	6.366	1:08.420
88	15.370	1:09.237	88	16.931	1:09.317	6	14.966	1:08.626	6	15.689	1:07.829	22	1 LAP	1:34.721
23	18.512	1:09.092	23	19.151	1:08.395	88	18.878	1:09.492	88	21.886	1:10.114	27	1 LAP	1:14.211
14	19.391	1:09.364	14	20.114	1:08.479	9	22.375	1:08.674	9	23.444	1:08.175	3	14.590	1:08.651
25	19.520	1:10.505	9	21.246	1:09.185	14	23.870	1:11.301	14	26.127	1:09.363	6	14.968	1:08.746
9	19.817	1:09.415	25	28.754	1:16.990	29	31.011	1:09.717	29	31.769	1:07.864	88	21.645	1:09.226
29	28.216	1:09.215	29	28.839	1:08.379	23	32.041	1:20.435	23	35.099	1:10.164	9	22.004	1:08.027
52	31.169	1:11.055	52	34.009	1:10.596	52	40.709	1:14.245	52	45.531	1:11.928	14	26.237	1:09.577
18	33.644	1:10.893	18	35.824	1:09.936	18	41.380	1:13.101	18	49.123	1:14.849	29	29.127	1:06.825
11	35.579	1:13.512	11	40.168	1:12.345	11	45.096	1:12.473	11	49.897	1:11.907	23	34.262	1:08.630
2	49.205	1:12.984	22	51.944	1:09.530	22	54.516	1:10.117	2	1:02.673	1:12.942	52	46.857	1:10.793
22	50.170	1:12.523	2	53.487	1:12.038	2	56.837	1:10.895				11	53.998	1:13.568
20	51.726	1:15.972	20	57.400	1:13.430	20	1:03.537	1:13.682				18	56.037	1:16.381
68	52.632	1:14.201	68	59.005	1:14.129	68	1:05.158	1:13.698				2	1:05.902	1:12.696
27	1:00.166	1:14.945												

# Formula Palmer Audi Autumn Trophy Race

## LAP CHART - RACE 11

(contd.)

Lap 11			Lap 12			Lap 13			Lap 14			Lap 15		
No	Behind	Laptime	No	Behind	Laptime	No	Behind	Laptime	No	Behind	Laptime	No	Behind	Laptime
4		1:10.184	4		1:08.487	4		1:08.171	4		1:08.060	4		1:08.256
21	2.359	1:11.827	21	2.275	1:08.403	2	1 LAP	1:13.207	21	4.244	1:09.489	21	3.869	1:07.881
68	1 LAP	1:15.802	68	1 LAP	1:13.824	21	2.815	1:08.711	2	1 LAP	1:13.339	2	1 LAP	1:11.845
20	1 LAP	1:16.722	3	10.067	1:10.023	3	11.562	1:09.666	3	12.249	1:08.747	3	12.742	1:08.749
3	8.531	1:09.775	6	10.827	1:09.757	6	12.151	1:09.495	6	12.660	1:08.569	6	13.264	1:08.860
6	9.557	1:10.423	20	1 LAP	1:15.639	68	1 LAP	1:14.571	88	21.540	1:10.872	88	23.432	1:10.148
22	1 LAP	1:14.341	22	1 LAP	1:11.238	22	1 LAP	1:11.352	22	1 LAP	1:14.094	29	25.375	1:09.188
27	1 LAP	1:15.801	88	16.409	1:09.594	9	17.477	1:08.968	68	1 LAP	1:15.812	22	1 LAP	1:11.162
88	15.302	1:09.491	9	16.680	1:09.542	88	18.728	1:10.490	29	24.443	1:09.658	14	27.287	1:09.522
9	15.625	1:09.455	14	21.403	1:09.168	20	1 LAP	1:15.165	14	26.021	1:11.556	68	1 LAP	1:13.891
14	20.722	1:10.319	27	1 LAP	1:15.962	14	22.525	1:09.293	20	1 LAP	1:15.407	23	32.951	1:10.541
29	21.751	1:08.458	29	21.995	1:08.731	29	22.845	1:09.021	23	30.666	1:08.978	20	1 LAP	1:14.015
23	28.793	1:10.365	23	29.063	1:08.757	23	29.748	1:08.856	27	1 LAP	1:15.151	27	1 LAP	1:14.722
52	43.724	1:12.701	52	46.760	1:11.523	27	1 LAP	1:16.228	9	40.642	1:31.225	52	53.440	1:11.078
11	53.588	1:15.424	11	57.848	1:12.747	52	48.693	1:10.104	52	50.618	1:09.985	9	55.752	1:23.366
18	55.237	1:15.034	18	58.504	1:11.754	11	1:01.847	1:12.170	11	1:05.240	1:11.453	18	1:09.186	1:12.008
2	1:03.537	1:13.469				18	1:02.302	1:11.969	18	1:05.434	1:11.192	11	1:09.290	1:12.306

# Formula Palmer Audi Autumn Trophy Race

## LAP CHART - RACE 11

(contd.)

Lap 16			Lap 17			Lap 18			Lap 19			Lap 20		
No	Behind	Laptime	No	Behind	Laptime	No	Behind	Laptime	No	Behind	Laptime	No	Behind	Laptime
4		1:09.738	21		1:10.746	21		1:10.436						
21	1.992	1:07.861	4	0.919	1:13.657	4	0.886	1:10.403						
3	11.471	1:08.467	9	1 LAP	1:30.249	11	1 LAP	1:12.088						
2	1 LAP	1:12.322	3	6.713	1:07.980	3	5.271	1:08.994						
6	11.787	1:08.261	6	7.098	1:08.049	6	6.121	1:09.459						
88	23.026	1:09.332	2	1 LAP	1:13.190	2	1 LAP	1:12.782						
29	23.597	1:07.960	88	18.854	1:08.566	29	21.235	1:12.290						
14	26.676	1:09.127	29	19.381	1:08.522	14	22.610	1:09.837						
22	1 LAP	1:11.902	14	23.209	1:09.271	88	24.825	1:16.407						
68	1 LAP	1:13.482	22	1 LAP	1:11.046	22	1 LAP	1:11.570						
20	1 LAP	1:14.611	68	1 LAP	1:13.129	9	1 LAP	1:39.410						
27	1 LAP	1:16.238	20	1 LAP	1:13.058	20	1 LAP	1:13.856						
52	54.144	1:10.442	52	52.558	1:11.152	52	53.686	1:11.564						
18	1:10.273	1:10.825	27	1 LAP	1:15.745	27	1 LAP	1:14.960						
11	1:11.997	1:12.445	18	1:07.555	1:10.020	68	1 LAP	1:39.580						
						18	1:07.392	1:10.273						

# Dunlop Radical Enduro Championship

## QUALIFYING - RACE 1

POS	NO	CL	DRIVER	NAT	CAR	TIME	LAPS	GAP	MPH
1	90	SR	REDWOOD/ABBOTT		Radical SR3	1:09.005	15		101.83
2	51	SR	MOULTON/STILP		Radical SR3	1:09.226	17	0.221	101.51
3	66	SR	Andy DEMETRIOU		Radical SR3	1:09.747	15	0.742	100.75
4	20	P	ASPINALL/KAISER		Radical Prosport	1:09.874	19	0.869	100.57
5	80	SR	RICHARDSON/VERGERS		Radical SR3	1:09.930	7	0.925	100.48
6	96	SR	BARAZI/DUDFIELD		Radical SR3	1:09.978	18	0.973	100.42
7	11	P	DOVE/PADMORE		Radical Prosport	1:10.053	20	1.048	100.31
8	68	SR	QUAIFE/MOSELEY		Radical SR3	1:10.172	15	1.167	100.14
9	59	SR	DRAYSON/THOMAS		Radical SR3	1:10.605	20	1.600	99.52
10	69	SR	EDWARDS/COOK		Radical SR3	1:10.613	16	1.608	99.51
11	50	P	WILLIAMS/PLUCK		Radical Prosport	1:11.139	20	2.134	98.78
12	97	SR	Z EL-AKABI		Radical SR3	1:11.502	20	2.497	98.28
13	7	SR	Brendan DESCHAMPS		Radical SR3	1:11.596	22	2.591	98.15
14	26	P	Adrian MARDIN		Radical Prosport	1:11.623	19	2.618	98.11
15	22	P	POPPLEWELL/FOSTER		Radical Prosport	1:11.782	17	2.777	97.89
16	12	P	GREEN/SMITH		Radical Prosport	1:13.119	16	4.114	96.10
17	77	SR	STANLEY/REED		Radical SR3	1:13.766	15	4.761	95.26
18	39	P	Mark SUTTERBY		Radical Prosport	1:13.794	18	4.789	95.22
19	30	P	DAVEY/EPERON		Radical Prosport	1:14.272	19	5.267	94.61
20	60	SR	Simon PHILIPS		Radical SR3	1:15.032	19	6.027	93.65
21	76	SR	Jean-Lou RIHON		Radical SR3	1:16.029	19	7.024	92.42

Weather / Track : Sunny / Dry  
 These results are provisional until the conclusion of any judicial and technical matters.

Snetterton  
 Circuit Length = 1.9520 miles.  
 Start: 10:44 End: 11:22

Clerk of Course:	Timekeeper:
------------------	-------------

# Dunlop Radical Enduro Championship

## LAP ANALYSIS - QUALIFYING - RACE 1

<b>7</b>	<b>Brendan DESCHAMPS</b>	Radical SR3			
1 - 5:33.046	6 - 1:20.883	11 - 1:14.208	16 - 1:14.551	21 - 1:13.133	
2 - 1:23.656	7 - 1:19.361	12 - 1:14.236	17 - 1:12.333	22 - 1:13.713	
3 - X:00.000	8 - 1:16.953	13 - 1:13.240	18 - <b>1:11.596</b>		
4 - 1:25.048	9 - 1:16.697	14 - 1:13.855	19 - 1:14.037		
5 - 1:22.252	10 - 1:14.546	15 - 1:12.816	20 - 1:12.495		
<b>11</b>	<b>DOVE/PADMORE</b>	Radical Prosport			
1 - 5:12.575	6 - 1:18.366	11 - 3:33.305	16 - 1:10.507		
2 - 1:19.299	7 - 1:16.971	12 - 1:12.096	17 - 1:11.079		
3 - 1:25.144	8 - 1:15.807	13 - 1:10.871	18 - 3:03.561		
4 - X:00.000	9 - 1:15.278	14 - 1:10.685	19 - 1:13.293		
5 - 1:21.540	10 - 1:14.218	15 - 1:10.188	20 - <b>1:10.053</b>		
<b>12</b>	<b>GREEN/SMITH</b>	Radical Prosport			
1 - 5:34.545	6 - 1:16.855	11 - 1:19.915	16 - 1:13.251		
2 - 1:48.621	7 - 1:14.252	12 - 1:13.332			
3 - X:00.000	8 - 4:19.239	13 - 1:13.714			
4 - 4:58.686	9 - 1:17.522	14 - <b>1:13.119</b>			
5 - 1:20.250	10 - 1:13.615	15 - 1:14.420			
<b>20</b>	<b>ASPINALL/KAISER</b>	Radical Prosport			
1 - 5:41.057	6 - 1:16.823	11 - 1:10.442	16 - 1:11.214		
2 - 1:30.067	7 - 1:17.903	12 - 1:10.659	17 - 1:11.034		
3 - X:00.000	8 - 4:19.957	13 - 1:13.197	18 - 1:10.018		
4 - 1:22.243	9 - 1:12.486	14 - 1:26.290	19 - 1:10.607		
5 - 1:18.722	10 - 1:11.910	15 - <b>1:09.874</b>			
<b>22</b>	<b>POPPLEWELL/FOSTER</b>	Radical Prosport			
1 - 6:06.043	6 - 1:15.136	11 - 1:12.664	16 - 1:12.094		
2 - 1:50.177	7 - 1:13.463	12 - 1:51.044	17 - 1:37.852		
3 - X:00.000	8 - 1:13.053	13 - 1:12.400			
4 - 6:56.062	9 - 1:29.341	14 - <b>1:11.782</b>			
5 - 1:17.030	10 - 1:14.312	15 - 1:11.999			
<b>26</b>	<b>Adrian MARDIN</b>	Radical Prosport			
1 - 5:17.485	6 - 1:20.526	11 - 1:16.262	16 - 1:12.807		
2 - 1:22.072	7 - 1:20.970	12 - 1:16.206	17 - 1:15.980		
3 - X:00.000	8 - 3:46.169	13 - 1:12.982	18 - 1:12.081		
4 - 1:27.388	9 - 1:15.324	14 - 1:13.526	19 - <b>1:11.623</b>		
5 - 1:22.619	10 - 1:18.113	15 - 1:13.390			
<b>30</b>	<b>DAVEY/EPERON</b>	Radical Prosport			
1 - 5:35.321	6 - 1:20.532	11 - 1:35.741	16 - 1:15.098		
2 - 1:31.441	7 - 1:19.609	12 - 1:17.555	17 - 1:17.141		
3 - X:00.000	8 - 1:16.846	13 - 1:16.405	18 - <b>1:14.272</b>		
4 - 1:23.524	9 - 3:53.696	14 - 1:16.091	19 - 1:15.102		
5 - 1:23.259	10 - 1:18.269	15 - 1:15.896			

# Dunlop Radical Enduro Championship

## LAP ANALYSIS - QUALIFYING - RACE 1

(contd.)

<b>39</b>	<b>Mark SUTTERBY</b>	Radical Prosport					
1 -	5:13.743	6 -	1:21.052	11 -	1:20.704	16 -	1:14.698
2 -	1:21.786	7 -	1:22.395	12 -	1:16.713	17 -	1:14.758
3 -	1:28.352	8 -	1:18.934	13 -	1:14.880	18 -	<b>1:13.794</b>
4 -	X:00.000	9 -	1:20.868	14 -	1:19.661		
5 -	1:24.293	10 -	6:39.796	15 -	1:14.905		
<b>50</b>	<b>WILLIAMS/PLUCK</b>	Radical Prosport					
1 -	5:55.275	6 -	1:17.805	11 -	1:16.083	16 -	1:11.703
2 -	1:40.716	7 -	1:15.340	12 -	1:18.578	17 -	1:14.069
3 -	X:00.000	8 -	1:14.272	13 -	1:11.742	18 -	1:11.479
4 -	1:25.263	9 -	3:41.583	14 -	1:11.571	19 -	1:11.379
5 -	1:19.061	10 -	1:14.408	15 -	1:13.819	20 -	<b>1:11.139</b>
<b>51</b>	<b>MOULTON/STILP</b>	Radical SR3					
1 -	X:00.000	6 -	1:11.936	11 -	1:11.732	16 -	1:11.397
2 -	1:19.443	7 -	1:13.356	12 -	1:13.113	17 -	1:11.320
3 -	1:15.729	8 -	1:11.526	13 -	1:10.658		
4 -	1:13.245	9 -	1:09.940	14 -	1:11.750		
5 -	1:12.638	10 -	4:37.531	15 -	<b>1:09.226</b>		
<b>59</b>	<b>DRAYSON/THOMAS</b>	Radical SR3					
1 -	5:05.868	6 -	1:24.715	11 -	1:14.228	16 -	1:24.914
2 -	1:17.591	7 -	1:17.533	12 -	1:13.102	17 -	1:10.963
3 -	1:24.265	8 -	1:15.703	13 -	1:11.760	18 -	1:15.966
4 -	X:00.000	9 -	1:15.639	14 -	1:11.107	19 -	1:12.313
5 -	1:19.569	10 -	4:49.831	15 -	<b>1:10.605</b>	20 -	1:13.339
<b>60</b>	<b>Simon PHILIPS</b>	Radical SR3					
1 -	5:24.284	6 -	1:23.836	11 -	1:17.684	16 -	3:44.340
2 -	1:20.562	7 -	1:20.273	12 -	1:17.266	17 -	1:17.505
3 -	X:00.000	8 -	1:20.493	13 -	1:15.444	18 -	1:15.269
4 -	1:34.333	9 -	1:18.194	14 -	<b>1:15.032</b>	19 -	1:18.967
5 -	1:27.610	10 -	1:17.188	15 -	1:15.911		
<b>66</b>	<b>Andy DEMETRIOU</b>	Radical SR3					
1 -	5:29.364	6 -	1:12.916	11 -	1:10.021		
2 -	X:00.000	7 -	1:12.144	12 -	3:10.013		
3 -	1:21.515	8 -	3:22.126	13 -	1:11.313		
4 -	1:17.939	9 -	1:11.216	14 -	<b>1:09.747</b>		
5 -	1:15.197	10 -	1:10.538	15 -	1:10.117		
<b>68</b>	<b>QUAIFE/MOSELEY</b>	Radical SR3					
1 -	5:33.457	6 -	1:18.821	11 -	1:15.677		
2 -	1:21.626	7 -	1:16.101	12 -	3:23.010		
3 -	X:00.000	8 -	5:58.718	13 -	1:13.694		
4 -	1:20.825	9 -	1:15.333	14 -	1:12.203		
5 -	1:18.513	10 -	1:14.435	15 -	<b>1:10.172</b>		

# Dunlop Radical Enduro Championship

## LAP ANALYSIS - QUALIFYING - RACE 1


(contd.)

<b>69</b>	<b>EDWARDS/COOK</b>	Radical SR3					
1 -	5:30.571	6 -	1:24.559	11 -	1:11.776	16 -	1:15.644
2 -	1:22.262	7 -	5:12.815	12 -	1:12.241		
3 -	1:23.356	8 -	1:15.999	13 -	<b>1:10.613</b>		
4 -	X:00.000	9 -	1:13.260	14 -	3:24.196		
5 -	1:26.872	10 -	1:14.666	15 -	1:17.057		
<b>76</b>	<b>Jean-Lou RIHON</b>	Radical SR3					
1 -	5:46.438	6 -	1:24.638	11 -	1:18.410	16 -	1:18.389
2 -	1:48.612	7 -	1:22.972	12 -	1:19.734	17 -	1:16.268
3 -	X:00.000	8 -	1:20.943	13 -	1:17.908	18 -	1:19.539
4 -	1:26.065	9 -	3:26.666	14 -	1:17.850	19 -	1:18.427
5 -	1:25.720	10 -	1:19.842	15 -	<b>1:16.029</b>		
<b>77</b>	<b>STANLEY/REED</b>	Radical SR3					
1 -	6:06.451	6 -	1:21.362	11 -	1:15.662		
2 -	X:00.000	7 -	1:20.629	12 -	4:14.702		
3 -	1:44.049	8 -	1:19.606	13 -	1:17.010		
4 -	1:30.637	9 -	1:18.999	14 -	1:16.543		
5 -	3:30.228	10 -	1:16.756	15 -	<b>1:13.766</b>		
<b>80</b>	<b>RICHARDSON/VERGERS</b>	Radical SR3					
1 -	5:34.086	6 -	<b>1:09.930</b>				
2 -	1:49.250	7 -	1:54.326				
3 -	X:00.000						
4 -	3:40.072						
5 -	1:40.673						
<b>90</b>	<b>REDWOOD/ABBOTT</b>	Radical SR3					
1 -	5:40.173	6 -	1:12.089	11 -	1:09.620		
2 -	1:52.510	7 -	1:10.571	12 -	1:19.289		
3 -	X:00.000	8 -	1:10.291	13 -	1:09.176		
4 -	1:16.050	9 -	4:43.297	14 -	<b>1:09.005</b>		
5 -	1:12.173	10 -	1:10.301	15 -	1:09.259		
<b>96</b>	<b>BARAZI/DUDFIELD</b>	Radical SR3					
1 -	5:25.093	6 -	1:16.335	11 -	1:13.708	16 -	<b>1:09.978</b>
2 -	1:20.505	7 -	1:14.394	12 -	4:30.683	17 -	1:16.218
3 -	X:00.000	8 -	1:14.954	13 -	1:14.176	18 -	1:11.314
4 -	1:22.131	9 -	1:13.809	14 -	1:12.154		
5 -	1:18.631	10 -	1:13.803	15 -	3:15.826		
<b>97</b>	<b>Z EL-AKABI</b>	Radical SR3					
1 -	6:03.004	6 -	1:18.163	11 -	1:13.523	16 -	3:33.611
2 -	1:33.103	7 -	1:17.328	12 -	1:13.863	17 -	<b>1:11.502</b>
3 -	X:00.000	8 -	1:15.028	13 -	1:13.873	18 -	1:11.832
4 -	1:22.421	9 -	1:20.406	14 -	1:12.504	19 -	1:11.941
5 -	1:20.866	10 -	1:14.079	15 -	1:11.825	20 -	1:13.043

# Dunlop Radical Enduro Championship

## GRID - RACE 1

ROW 11	1:16.029 76 RIHON	
ROW 10	1:14.272 30 DAVEY/EPERON	1:15.032 60 PHILIPS
ROW 9	1:13.766 77 STANLEY/REED	1:13.794 39 SUTTERBY
ROW 8	1:11.782 22 POPPLEWELL/FOSTER	1:13.119 12 GREEN/SMITH
ROW 7	1:11.596 7 DESCHAMPS	1:11.623 26 MARDIN
ROW 6	1:11.139 50 WILLIAMS/PLUCK	1:11.502 97 EL-AKABI
ROW 5	1:10.605 59 DRAYSON/THOMAS	1:10.613 69 EDWARDS/COOK
ROW 4	1:10.053 11 DOVE/PADMORE	1:10.172 68 QUAIFE/MOSELEY
ROW 3	1:09.930 80 RICHARDSON/VERGERS	1:09.978 96 BARAZI/DUDFIELD
ROW 2	1:09.747 66 DEMETRIOU	1:09.874 20 ASPINALL/KAISER
ROW 1	1:09.005 90 REDWOOD/ABBOTT	1:09.226 51 MOULTON/STILP
<b>POLE</b>		



Weather / Track : Sunny / Dry  
 These results are provisional until the conclusion of any judicial and technical matters.

Snetterton  
 Circuit Length = 1.9520 miles.  
 Start: 10:44 End: 11:22

Clerk of Course:	Timekeeper:
------------------	-------------

# Dunlop Radical Enduro Championship

## RACE CLASSIFICATION - RACE 1 - 2nd Amended

POS	NO	CL	DRIVER	NAT	CAR	TIME	LAPS	GAP	MPH	BEST
1	68	SR	QUAIFE/MOSELEY		Radical SR3	1:01:00.995	40		76.77	1:20.694
2	96	SR	BARAZI/DUDFIELD		Radical SR3	1:01:52.838	40	51.843	75.70	1:20.714
3	90	SR	REDWOOD/ABBOTT		Radical SR3	1:02:01.650	40	1:00.655	75.52	1:20.569
4	51	SR	MOULTON/STILP		Radical SR3	1:01:16.352	39	1 LAP	74.54	1:21.641
5	69	SR	EDWARDS/COOK		Radical SR3	1:01:42.021	39	1 LAP	74.03	1:23.845
6	20	P	ASPINALL/KAISER		Radical Prosport	1:01:43.996	39	1 LAP	73.99	1:24.650
7	11	P	DOVE/PADMORE		Radical Prosport	1:02:29.801	39	1 LAP	73.08	1:24.766
8	77	SR	STANLEY/REED		Radical SR3	1:01:09.139	37	3 LAPS	70.86	1:27.392
9	39	P	Mark SUTTERBY		Radical Prosport	1:01:19.056	37	3 LAPS	70.67	1:02.317
10	22	P	POPPLEWELL/FOSTER		Radical Prosport	1:01:31.709	37	3 LAPS	70.43	1:27.118
11	50	P	WILLIAMS/PLUCK		Radical Prosport	1:01:46.991	36	4 LAPS	68.24	1:27.335
12	60	SR	Simon PHILIPS		Radical SR3	1:01:06.011	35	5 LAPS	67.09	1:25.658
13	12	P	GREEN/SMITH		Radical Prosport	1:01:46.637	35	5 LAPS	66.35	1:29.588
14	30	P	DAVEY/EPERON		Radical Prosport	1:01:35.378	34	6 LAPS	64.65	1:28.283

### NOT CLASSIFIED

59	SR	DRAYSON/THOMAS		Radical SR3	50:58.778	22	D.N.F.	50.54	1:26.852
97	SR	Z EL-AKABI		Radical SR3	40:10.318	21	D.N.F.	61.22	1:25.324
76	SR	Jean-Lou RIHON		Radical SR3	41:59.529	21	D.N.F.	58.57	1:34.772
66	SR	Andy DEMETRIOU		Radical SR3	27:56.168	16	D.N.F.	67.07	1:27.506
7	SR	Brendan DESCHAMPS		Radical SR3	22:20.794	14	D.N.F.	73.37	1:23.610
80	SR	RICHARDSON/VERGERS		Radical SR3	13:02.257	8	D.N.F.	71.86	1:27.432
26	P	Adrian MARDIN		Radical Prosport	1:45.824	1	D.N.F.	66.40	1:45.824

### FASTEST LAP

39	P	Mark SUTTERBY		Radical Prosport	1:02.317	8	112.76mph	181.47kph
90	SR	REDWOOD/ABBOTT		Radical SR3	1:20.569	30	87.22mph	140.36kph

Weather / Track : Raining / Wet

These results are provisional until the conclusion of any judicial and technical matters.

Snetterton  
Circuit Length = 1.9520 miles.  
Start: 14:30 End: 15:33

Clerk of Course:		Timekeeper:
------------------	--	-------------

# Dunlop Radical Enduro Championship

## GRID - RACE 9

ROW 11	26	MARDIN	
ROW 10	7	DESCHAMPS	80 RICHARDSON/VERGERS
ROW 9	76	RIHON	66 DEMETRIOU
ROW 8	59	DRAYSON/THOMAS	97 EL-AKABI
ROW 7	12	GREEN/SMITH	30 DAVEY/EPERON
ROW 6	50	WILLIAMS/PLUCK	60 PHILIPS
ROW 5	39	SUTTERBY	22 POPPLEWELL/FOSTER
ROW 4	11	DOVE/PADMORE	77 STANLEY/REED
ROW 3	69	EDWARDS/COOK	20 ASPINALL/KAISER
ROW 2		1:20.569 90 REDWOOD/ABBOTT	1:21.641 51 MOULTON/STILP
ROW 1		1:20.694 68 QUAIFE/MOSELEY	1:20.714 96 BARAZI/DUDFIELD
<b>POLE</b>			

Weather / Track : Raining / Wet

These results are provisional until the conclusion of any judicial and technical matters.

Snetterton  
Circuit Length = 1.9520 miles.  
Start: 14:30 End: 15:33

Clerk of Course:

Timekeeper:

# Dunlop Radical Enduro Championship

## RACE CLASSIFICATION - RACE 9

POS	NO	CL	DRIVER	NAT	CAR	TIME	LAPS	GAP	MPH	BEST
1	90	SR	REDWOOD/ABBOTT		Radical SR3	47:42.897	40		98.18	1:08.823
2	51	SR	MOULTON/STILP		Radical SR3	47:48.350	40	5.453	97.99	1:08.996
3	80	SR	RICHARDSON/VERGERS		Radical SR3	47:53.192	40	10.295	97.83	1:07.983
4	20	P	ASPINALL/KAISER		Radical Prosport	47:59.563	40	16.666	97.61	1:09.400
5	11	P	DOVE/PADMORE		Radical Prosport	48:03.842	40	20.945	97.47	1:09.505
6	69	SR	EDWARDS/COOK		Radical SR3	48:05.121	40	22.224	97.42	1:08.892
7	96	SR	BARAZI/DUDFIELD		Radical SR3	48:18.079	40	35.182	96.99	1:08.736
8	68	SR	QUAIFE/MOSELEY		Radical SR3	48:47.954	40	1:05.057	96.00	1:08.756
9	26	P	Adrian MARDIN		Radical Prosport	48:49.249	40	1:06.352	95.95	1:10.648
10	7	SR	Brendan DESCHAMPS		Radical SR3	48:04.239	39	1 LAP	95.02	1:10.870
11	77	SR	STANLEY/REED		Radical SR3	48:34.461	39	1 LAP	94.03	1:11.635
12	50	P	WILLIAMS/PLUCK		Radical Prosport	48:51.149	39	1 LAP	93.49	1:10.581
13	39	P	Mark SUTTERBY		Radical Prosport	47:51.801	38	2 LAPS	92.98	1:12.364
14	76	SR	Jean-Lou RIHON		Radical SR3	48:52.527	36	4 LAPS	86.26	1:15.721
15	30	P	DAVEY/EPERON		Radical Prosport	48:48.166	35	5 LAPS	83.99	1:12.222
16	59	SR	DRAYSON/THOMAS		Radical SR3	47:48.948	32	8 LAPS	78.38	1:09.995
NOT CLASSIFIED										
60	SR	Simon PHILIPS		Radical SR3	41:21.578	33	D.N.F.	93.44	1:11.360	
12	P	GREEN/SMITH		Radical Prosport	48:00.509	30	N.C.F.	73.18	1:13.877	
22	P	POPPLEWELL/FOSTER		Radical Prosport	30:26.487	24	D.N.F.	92.33	1:10.540	
97	SR	Z EL-AKABI		Radical SR3	14:32.745	12	D.N.F.	96.62	1:10.324	
FASTEST LAP										
80	SR	RICHARDSON/VERGERS		Radical SR3	1:07.983	18	103.36mph	166.35kph		
20	P	ASPINALL/KAISER		Radical Prosport	1:09.400	9	101.25mph	162.95kph		

Weather / Track : Sunny / Dry  
 These results are provisional until the conclusion of any judicial and technical matters.

Snetterton  
 Circuit Length = 1.9520 miles.  
 Start: 13:43 End: 14:32

Clerk of Course:	Timekeeper:
------------------	-------------

# Dunlop Radical Enduro Championship

## LAP CHART - RACE 9

Lap 1			Lap 2			Lap 3			Lap 4			Lap 5		
No	Behind	Laptime	No	Behind	Laptime	No	Behind	Laptime	No	Behind	Laptime	No	Behind	Laptime
96		1:15.633	96		1:11.272	96		1:10.715	90		1:10.860	90		1:09.252
90	0.549	1:16.182	90	0.741	1:11.464	90	0.146	1:10.120	96	0.432	1:11.438	96	0.681	1:09.501
68	1.249	1:16.882	68	2.536	1:12.559	51	3.606	1:11.645	51	2.569	1:09.969	51	2.816	1:09.499
20	1.494	1:17.127	20	2.678	1:12.456	20	4.806	1:12.843	20	3.570	1:09.770	20	4.025	1:09.707
51	1.849	1:17.482	51	2.676	1:12.099	68	5.605	1:13.784	69	7.182	1:12.462	69	10.525	1:12.595
69	2.258	1:17.891	69	3.777	1:12.791	69	5.726	1:12.664	68	7.786	1:13.187	22	11.331	1:12.219
11	2.823	1:18.456	11	4.822	1:13.271	11	6.609	1:12.502	22	8.364	1:12.590	68	11.434	1:12.900
77	3.907	1:19.540	22	5.490	1:12.350	22	6.780	1:12.005	11	8.788	1:13.185	59	11.426	1:11.858
22	4.412	1:20.045	77	7.140	1:14.505	59	9.138	1:11.777	59	8.820	1:10.688	11	12.080	1:12.544
50	5.017	1:20.650	50	8.028	1:14.283	77	10.414	1:13.989	77	12.798	1:13.390	97	16.392	1:12.469
12	5.583	1:21.216	59	8.076	1:12.951	97	10.903	1:12.987	97	13.175	1:13.278	50	17.013	1:12.274
59	6.397	1:22.030	97	8.631	1:12.674	50	11.490	1:14.177	50	13.991	1:13.507	77	17.977	1:14.431
39	7.242	1:22.875	39	12.261	1:16.291	7	13.850	1:12.183	7	15.154	1:12.310	7	18.327	1:12.425
97	7.229	1:22.862	7	12.382	1:14.349	80	17.196	1:14.124	80	18.798	1:12.608	80	21.504	1:11.958
7	9.305	1:24.938	80	13.787	1:14.486	39	17.832	1:16.286	26	19.285	1:12.346	26	22.006	1:11.973
60	9.616	1:25.249	26	15.609	1:15.797	26	17.945	1:13.051	39	21.587	1:14.761	39	25.569	1:13.234
80	10.573	1:26.206	60	15.917	1:17.573	60	20.388	1:15.186	60	24.254	1:14.872	60	30.205	1:15.203
30	10.643	1:26.276	30	17.073	1:17.702	30	22.242	1:15.884	30	25.998	1:14.762	30	30.851	1:14.105
26	11.084	1:26.717	76	32.753	1:17.936	76	42.202	1:20.164	76	50.080	1:18.884	76	58.689	1:17.861
76	26.089	1:41.722				12	1 LAP	3:15.556P	12	1 LAP	1:18.132			

# Dunlop Radical Enduro Championship

## LAP CHART - RACE 9

(contd.)

Lap 6			Lap 7			Lap 8			Lap 9			Lap 10		
No	Behind	Laptime	No	Behind	Laptime	No	Behind	Laptime	No	Behind	Laptime	No	Behind	Laptime
90		1:09.707	90		1:08.962	90		1:09.347	90		1:08.888	90		1:08.853
96	0.471	1:09.497	96	0.489	1:08.980	96	0.220	1:09.078	96	0.737	1:09.405	96	0.620	1:08.736
51	2.225	1:09.116	51	2.259	1:08.996	20	6.319	1:10.982	20	6.831	1:09.400	20	7.467	1:09.489
20	4.206	1:09.888	20	4.684	1:09.440	51	7.034	1:14.122	51	8.985	1:10.839	51	10.232	1:10.100
69	12.556	1:11.738	69	15.276	1:11.682	76	1 LAP	1:20.247	76	1 LAP	1:16.603	59	22.148	1:11.593
59	12.790	1:11.071	59	15.630	1:11.802	69	17.068	1:11.139	59	19.408	1:10.662	69	23.391	1:12.236
22	13.688	1:12.064	68	16.130	1:10.927	59	17.634	1:11.351	69	20.008	1:11.828	68	23.813	1:12.021
68	14.165	1:12.438	22	16.873	1:12.147	68	18.192	1:11.409	68	20.645	1:11.341	22	24.143	1:12.020
11	14.351	1:11.978	11	17.212	1:11.823	22	18.848	1:11.322	22	20.976	1:11.016	11	24.654	1:12.289
97	18.175	1:11.490	97	19.844	1:10.631	11	19.232	1:11.367	11	21.218	1:10.874	97	24.684	1:10.690
50	18.752	1:11.446	50	20.476	1:10.686	97	21.167	1:10.670	97	22.847	1:10.568	76	1 LAP	1:18.662
7	20.419	1:11.799	7	22.597	1:11.140	50	21.918	1:10.789	50	24.083	1:11.053	50	28.136	1:12.906
77	21.182	1:12.912	77	24.871	1:12.651	7	24.732	1:11.482	7	26.922	1:11.078	7	29.192	1:11.123
80	23.826	1:12.029	80	26.641	1:11.777	77	27.822	1:12.298	80	31.734	1:12.471	80	34.246	1:11.365
26	24.370	1:12.071	26	26.985	1:11.577	80	28.151	1:10.857	77	32.848	1:13.914	26	36.568	1:12.238
39	29.355	1:13.493	39	33.316	1:12.923	26	28.826	1:11.188	26	33.183	1:13.245	77	37.124	1:13.129
30	35.442	1:14.298	60	39.902	1:13.405	39	37.071	1:13.102	39	40.547	1:12.364	39	45.286	1:13.592
60	35.459	1:14.961	30	40.740	1:14.260	60	43.374	1:12.819	60	47.147	1:12.661	60	51.404	1:13.110
76	1:06.571	1:17.589				30	44.617	1:13.224	30	48.602	1:12.873	30	52.701	1:12.952

# Dunlop Radical Enduro Championship

## LAP CHART - RACE 9

(contd.)

Lap 11			Lap 12			Lap 13			Lap 14			Lap 15		
No	Behind	Laptime	No	Behind	Laptime	No	Behind	Laptime	No	Behind	Laptime	No	Behind	Laptime
90		1:08.823	90		1:09.357	90		1:09.155	90		1:09.457	90		1:09.652
96	0.733	1:08.936	96	0.582	1:09.206	96	0.380	1:08.953	96	0.339	1:09.416	96	0.468	1:09.781
20	8.109	1:09.465	20	8.550	1:09.798	20	9.427	1:10.032	50	2 LAPS	1:19.028	50	2 LAPS	1:12.866
51	11.498	1:10.089	51	12.378	1:10.237	51	13.184	1:09.961	20	10.187	1:10.217	20	10.856	1:10.321
59	24.226	1:10.901	59	26.051	1:11.182	59	26.891	1:09.995	51	13.734	1:10.007	51	14.095	1:10.013
69	25.155	1:10.587	69	26.972	1:11.174	69	27.410	1:09.593	59	27.937	1:10.503	80	1 LAP	2:00.242P
68	25.947	1:10.957	68	27.894	1:11.304	68	29.119	1:10.380	69	28.033	1:10.080	59	29.137	1:10.852
97	26.185	1:10.324	22	28.907	1:11.336	22	31.179	1:11.427	68	30.029	1:10.367	69	29.367	1:10.986
22	26.928	1:11.608	11	29.082	1:11.220	11	31.795	1:11.868	22	32.859	1:11.137	68	30.885	1:10.508
11	27.219	1:11.388	97	30.930	1:14.102	7	38.204	1:11.571	11	33.180	1:10.842	22	34.124	1:10.917
12	7 LAPS	7:29.111P	7	35.788	1:12.103	26	45.124	1:12.222	12	8 LAPS	2:15.578P	11	34.459	1:10.931
7	33.042	1:12.673	12	7 LAPS	1:17.816	80	47.170	1:14.716	7	40.051	1:11.304	7	41.269	1:10.870
76	1 LAP	1:17.384	80	41.609	1:14.387	76	1 LAP	1:16.492	26	47.227	1:11.560	26	49.436	1:11.861
80	36.579	1:11.156	26	42.057	1:12.054	77	50.965	1:14.041	77	55.559	1:14.051	77	58.086	1:12.179
26	39.360	1:11.615	76	1 LAP	1:17.999	39	1:00.130	1:14.113	76	1 LAP	1:18.031	76	1 LAP	1:16.321
77	43.140	1:14.839	77	46.079	1:12.296	60	1:00.252	1:12.068	60	1:03.699	1:12.904	60	1:07.823	1:13.776
39	51.418	1:14.955	39	55.172	1:13.111	30	1:04.117	1:12.928	39	1:04.649	1:13.976	39	1:08.363	1:13.366
60	54.959	1:12.378	60	57.339	1:11.737				30	1:07.395	1:12.735			
30	56.796	1:12.918	30	1:00.344	1:12.905									
			50	1 LAP	2:57.250P									

# Dunlop Radical Enduro Championship

## LAP CHART - RACE 9

(contd.)

Lap 16			Lap 17			Lap 18			Lap 19			Lap 20		
No	Behind	Laptime	No	Behind	Laptime	No	Behind	Laptime	No	Behind	Laptime	No	Behind	Laptime
90		1:10.505	90		1:11.346	90		1:10.396	90		1:09.808	90		1:10.298
30	1 LAP	1:12.954	96	0.163	1:11.140	96	0.261	1:10.494	60	1 LAP	1:11.570	60	1 LAP	1:12.325
96	0.369	1:10.406	60	1 LAP	1:15.061	60	1 LAP	1:13.474	30	1 LAP	1:12.222	20	9.720	1:10.338
12	9 LAPS	1:43.573	39	1 LAP	1:14.997	30	1 LAP	1:13.577	39	1 LAP	1:13.004	30	1 LAP	1:12.714
20	10.232	1:09.881	30	1 LAP	1:12.963	39	1 LAP	1:14.106	20	9.680	1:10.110	39	1 LAP	1:13.180
50	2 LAPS	1:11.974	12	9 LAPS	1:18.863	76	2 LAPS	1:19.548	51	12.262	1:10.296	50	2 LAPS	1:12.635
51	13.160	1:09.570	20	8.758	1:09.872	20	9.378	1:11.016	76	2 LAPS	1:19.107	76	2 LAPS	1:17.638
59	29.806	1:11.174	51	12.115	1:10.301	51	11.774	1:10.055	50	2 LAPS	1:13.666	80	1 LAP	1:08.668
69	30.013	1:11.151	50	2 LAPS	1:11.174	50	2 LAPS	1:12.895	12	9 LAPS	1:16.206	69	29.590	1:10.457
68	30.658	1:10.278	69	29.163	1:10.496	12	9 LAPS	1:19.421	96	26.507	1:36.054P	12	9 LAPS	1:17.101
80	1 LAP	1:15.345	59	29.720	1:11.260	69	28.985	1:10.218	80	1 LAP	1:07.983	96	31.832	1:15.623
22	34.159	1:10.540	68	30.291	1:10.979	80	1 LAP	1:09.490	69	29.431	1:10.254	68	33.728	1:11.010
11	34.424	1:10.470	80	1 LAP	1:08.947	59	31.256	1:11.932	68	33.016	1:10.919	11	35.164	1:10.788
7	42.064	1:11.300	22	33.429	1:10.616	68	31.905	1:12.010	11	34.674	1:10.615	51	36.726	1:34.762P
26	49.579	1:10.648	11	33.607	1:10.529	22	33.752	1:10.719	22	35.742	1:11.798	22	36.795	1:11.351
77	59.618	1:12.037	7	41.791	1:11.073	11	33.867	1:10.656	59	42.941	1:21.493P	7	47.373	1:12.704
76	1 LAP	1:15.721	26	48.888	1:10.655	7	42.983	1:11.588	7	44.967	1:11.792	26	51.485	1:11.202
			77	1:00.074	1:11.802	26	49.442	1:10.950	26	50.581	1:10.947	77	1:05.683	1:12.385
						77	1:01.561	1:11.883	77	1:03.596	1:11.843			

# Dunlop Radical Enduro Championship

## LAP CHART - RACE 9

(contd.)

Lap 21			Lap 22			Lap 23			Lap 24			Lap 25		
No	Behind	Laptime	No	Behind	Laptime	No	Behind	Laptime	No	Behind	Laptime	No	Behind	Laptime
90		1:09.908	90		1:10.584	90		1:10.941	90		1:10.190	90		1:10.463
59	1 LAP	1:45.805	59	1 LAP	1:11.117	69	1 LAP	1:53.551P	69	1 LAP	1:16.673	77	1 LAP	1:13.074
60	1 LAP	1:11.791	20	10.571	1:10.973	59	1 LAP	1:10.758	59	1 LAP	1:10.953	69	1 LAP	1:10.903
20	10.182	1:10.370	60	1 LAP	1:12.339	20	9.550	1:09.920	20	10.065	1:10.705	59	1 LAP	1:11.650
30	1 LAP	1:12.292	50	2 LAPS	1:10.581	60	1 LAP	1:11.360	60	1 LAP	1:12.122	20	11.169	1:11.567
39	1 LAP	1:19.676P	80	1 LAP	1:08.305	80	1 LAP	1:08.623	80	1 LAP	1:08.046	60	1 LAP	1:11.620
50	2 LAPS	1:11.195	96	32.779	1:10.101	50	2 LAPS	1:11.805	50	2 LAPS	1:10.808	80	1 LAP	1:08.238
80	1 LAP	1:09.468	11	37.172	1:11.371	96	31.500	1:09.662	96	31.200	1:09.890	50	2 LAPS	1:10.662
69	30.881	1:11.199	76	2 LAPS	1:19.299	11	37.426	1:11.195	11	38.128	1:10.892	96	30.415	1:09.678
96	33.262	1:11.338	12	9 LAPS	1:18.096	30	2 LAPS	2:49.752P	51	51.312	1:10.862	51	51.480	1:10.631
76	2 LAPS	1:19.363	51	49.353	1:12.188	51	50.640	1:12.228	7	54.349	1:11.696	26	56.772	1:11.223
68	35.570	1:11.750	7	52.244	1:12.799	76	2 LAPS	1:18.309	26	56.012	1:11.763	68	1 LAP	1:11.957
11	36.385	1:11.129	26	54.177	1:11.972	12	9 LAPS	1:17.076	76	2 LAPS	1:17.635	12	9 LAPS	1:16.653
12	9 LAPS	1:18.442	39	1 LAP	1:49.196	7	52.843	1:11.540	12	9 LAPS	1:17.100	7	1:05.948	1:22.062
22	43.835	1:16.948	77	1:08.740	1:11.635	26	54.439	1:11.203	68	1 LAP	1:14.873	76	2 LAPS	1:18.629
51	47.749	1:20.931				68	1 LAP	2:42.809P	39	1 LAP	1:12.975	39	1 LAP	1:13.085
7	50.029	1:12.564				22	1 LAP	2:38.349P	22	1 LAP	1:16.481	11	1:08.600	1:40.935P
26	52.789	1:11.212				39	1 LAP	1:12.623						
77	1:07.689	1:11.914				77	1:09.529	1:11.730						

Weather / Track : Sunny / Dry

Snetterton  
Circuit Length = 1.9520 miles.  
Start: 13:43 End: 14:32

# Dunlop Radical Enduro Championship

## LAP CHART - RACE 9

(contd.)

Lap 26			Lap 27			Lap 28			Lap 29			Lap 30		
No	Behind	Laptime	No	Behind	Laptime	No	Behind	Laptime	No	Behind	Laptime	No	Behind	Laptime
90		1:10.082	90		1:11.262	90		1:32.484P	96		1:11.040	90		1:10.999
22	2 LAPS	1:15.482	39	2 LAPS	1:14.622	60	1 LAP	1:12.225	90	0.132	1:16.720	96	0.374	1:11.505
77	1 LAP	1:12.363	12	10 LAPS	1:18.887	50	2 LAPS	1:10.968	50	2 LAPS	1:13.006	50	2 LAPS	1:11.711
69	1 LAP	1:10.554	11	1 LAP	1:15.886	96	5.548	1:09.769	7	1 LAP	1:13.334	51	21.792	1:11.410
59	1 LAP	1:10.084	76	3 LAPS	1:18.804	7	1 LAP	1:48.548	51	21.513	1:10.499	7	1 LAP	1:12.421
20	11.760	1:10.673	77	1 LAP	1:13.843	20	25.980	1:17.727	20	22.855	1:13.463	20	23.431	1:11.707
80	1 LAP	1:09.116	7	1 LAP	1:23.969P	51	27.602	1:09.994	68	1 LAP	1:08.995	68	1 LAP	1:08.857
60	1 LAP	1:13.725	69	1 LAP	1:10.274	26	36.100	1:11.143	26	30.814	1:11.302	26	30.840	1:11.157
50	2 LAPS	1:12.009	59	1 LAP	1:11.353	68	1 LAP	1:09.041	11	46.757	1:10.445	11	45.783	1:10.157
96	29.944	1:09.611	80	1 LAP	1:08.194	30	5 LAPS	1:16.034	30	5 LAPS	1:14.683	80	49.827	1:09.252
51	51.300	1:09.902	60	1 LAP	1:12.231	11	52.900	1:11.410	39	1 LAP	1:12.511	39	1 LAP	1:13.134
26	57.615	1:10.925	50	2 LAPS	1:11.362	39	1 LAP	1:13.337	69	51.474	1:10.134	69	52.090	1:11.747
68	1 LAP	1:09.347	96	28.263	1:09.581	69	57.928	1:10.296	80	51.706	1:08.778	30	5 LAPS	1:13.911
			20	40.737	1:40.239P	80	59.516	1:10.447	59	55.222	1:10.348	59	56.765	1:12.674
			51	50.092	1:10.054	59	1:01.462	1:12.625	77	1:00.079	1:13.471	77	1:01.660	1:12.712
			26	57.441	1:11.088	12	9 LAPS	1:16.550	12	9 LAPS	1:15.995	12	9 LAPS	1:14.874
			68	1 LAP	1:09.217	77	1:03.196	1:14.486	76	2 LAPS	1:17.236	60	1:10.621	1:14.102
			30	5 LAPS	5:09.553	76	2 LAPS	1:18.222	60	1:07.650	1:12.878			
			39	1 LAP	1:12.835	60	1:11.360	1:11.961						
			11	1:13.974	1:10.832									
			12	9 LAPS	1:15.636									
			69	1:20.116	1:10.802									
			76	2 LAPS	1:17.050									
			77	1:21.194	1:14.382									
			59	1:21.321	1:10.388									
			80	1:21.553	1:08.610									

# Dunlop Radical Enduro Championship

## LAP CHART - RACE 9

(contd.)

Lap 31			Lap 32			Lap 33			Lap 34			Lap 35		
No	Behind	Laptime	No	Behind	Laptime	No	Behind	Laptime	No	Behind	Laptime	No	Behind	Laptime
96		1:11.002	90		1:11.741	90		1:10.570	90		1:12.594	90		1:13.619
90	0.614	1:11.990	96	0.550	1:12.905	96	0.535	1:10.555	50	2 LAPS	1:11.150	76	4 LAPS	1:18.835
50	2 LAPS	1:11.358	50	2 LAPS	1:12.054	50	2 LAPS	1:11.199	12	10 LAPS	1:16.414	39	2 LAPS	1:13.553
76	3 LAPS	1:34.110P	39	2 LAPS	1:36.329	12	10 LAPS	1:17.130	39	2 LAPS	1:14.346	12	10 LAPS	1:16.890
51	20.968	1:10.552	60	1 LAP	1:26.092	77	1 LAP	1:25.393P	68	1 LAP	1:09.671	68	1 LAP	1:09.722
7	1 LAP	1:11.862	51	19.152	1:10.539	39	2 LAPS	1:12.914	51	18.651	1:11.952	51	16.410	1:11.378
20	23.556	1:11.501	68	1 LAP	1:09.470	51	19.293	1:10.711	7	1 LAP	1:13.057	20	23.537	1:12.636
68	1 LAP	1:08.912	7	1 LAP	1:11.995	68	1 LAP	1:08.756	20	24.520	1:13.084	7	1 LAP	1:14.342
26	30.560	1:11.096	20	23.094	1:11.893	7	1 LAP	1:11.452	80	37.096	1:09.059	80	32.125	1:08.648
11	44.274	1:09.867	26	29.732	1:11.527	20	24.030	1:11.506	11	39.167	1:11.386	11	35.629	1:10.081
80	46.972	1:08.521	11	41.424	1:09.505	26	30.239	1:11.077	26	43.194	1:25.549P	69	42.667	1:10.026
69	51.017	1:10.303	80	42.954	1:08.337	11	40.375	1:09.521	96	46.171	1:58.230P	77	1 LAP	1:12.714
30	5 LAPS	1:13.897	69	48.524	1:09.862	80	40.631	1:08.247	69	46.260	1:11.204	96	47.444	1:14.892
77	1:03.682	1:13.398	30	5 LAPS	1:14.662	69	47.650	1:09.696	77	1 LAP	1:53.984	30	5 LAPS	1:14.223
12	9 LAPS	1:14.644	76	3 LAPS	1:55.850	60	1 LAP	1:51.748P	60	1 LAP	1:17.052	26	1:10.196	1:40.621
						30	5 LAPS	1:14.257	30	5 LAPS	1:14.124			
						76	3 LAPS	1:18.388	50	1 LAP	1:12.431			

# Dunlop Radical Enduro Championship

## LAP CHART - RACE 9

(contd.)

Lap 36			Lap 37			Lap 38			Lap 39			Lap 40		
No	Behind	Laptime	No	Behind	Laptime	No	Behind	Laptime	No	Behind	Laptime	No	Behind	Laptime
90		1:13.872	90		1:13.222	90		1:13.645	90		1:12.991	90		1:12.588
50	2 LAPS	1:15.473	50	2 LAPS	1:13.174	68	1 LAP	1:08.927	51	6.519	1:10.782	51	5.453	1:11.522
76	4 LAPS	1:19.467	68	1 LAP	1:09.700	39	2 LAPS	1:12.794	39	2 LAPS	1:13.330	59	8 LAPS	1:36.081
39	2 LAPS	1:14.576	39	2 LAPS	1:13.726	51	8.728	1:10.834	80	14.528	1:09.006	39	2 LAPS	1:12.510
68	1 LAP	1:09.951	51	11.539	1:11.018	12	10 LAPS	1:13.877	12	10 LAPS	1:14.473	80	10.295	1:08.355
12	10 LAPS	1:16.204	12	10 LAPS	1:14.550	20	17.651	1:10.915	20	16.380	1:11.720	20	16.666	1:12.874
51	13.743	1:11.205	20	20.381	1:11.854	80	18.513	1:09.018	7	1 LAP	1:12.650	12	10 LAPS	1:14.445
20	21.749	1:12.084	7	1 LAP	1:12.048	7	1 LAP	1:12.457	11	22.331	1:09.887	11	20.945	1:11.202
7	1 LAP	1:12.922	80	23.140	1:09.257	11	25.435	1:10.139	69	25.920	1:09.265	7	1 LAP	1:12.716
80	27.105	1:08.852	11	28.941	1:10.095	69	29.646	1:09.106	96	35.454	1:09.469	69	22.224	1:08.892
11	32.068	1:10.311	69	34.185	1:08.954	96	38.976	1:10.565	77	1 LAP	1:14.004	96	35.182	1:12.316
69	38.453	1:09.658	76	4 LAPS	1:40.725P	77	1 LAP	1:13.576	76	4 LAPS	1:17.823	77	1 LAP	1:14.707
96	44.777	1:11.205	96	42.056	1:10.501	59	7 LAPS	9:40.037P	30	5 LAPS	1:13.423	68	1:05.057	1:10.158
77	1 LAP	1:15.196	77	1 LAP	1:13.764	76	4 LAPS	1:35.414	26	1:04.039	1:12.177	30	5 LAPS	1:14.966
30	5 LAPS	1:14.148	30	5 LAPS	1:13.350	30	5 LAPS	1:12.639	68	1:07.487	1:10.237	26	1:06.352	1:14.901
26	1:08.460	1:12.136	26	1:06.705	1:11.467	26	1:04.853	1:11.793	50	1 LAP	1:11.965	50	1 LAP	1:12.151
			50	1 LAP	1:11.935	50	1 LAP	1:10.893				76	4 LAPS	1:19.459
						68	1:10.241	1:09.444						

## Le Mans Motorsport Euro & Road Saloons Championship Race QUALIFYING - RACE 2

POS	NO	CL	DRIVER	NAT	CAR	TIME	LAPS	GAP	MPH
1	25	CA	Derek HALE		Nissan Primera	1:21.139	3		86.60
2	6	CA	Peter CHALLIS		Nissan Primera	1:21.319	6	0.180	86.41
3	84	CA	Richard HAWKEN		Vauxhall Cavalier GSi	1:21.781	11	0.642	85.92
4	4	AA	Ian KIRK		Honda Civic Vtec	1:21.888	10	0.749	85.81
5	24	CD	Matt HALE		Vauxhall Vectra V6	1:23.279	11	2.140	84.38
6	88	CA	Peter SIMPSON		Lancia Integrale Evo	1:23.676	5	2.537	83.98
7	22	AA	Simon TAYLOR		Honda Civic	1:26.433	10	5.294	81.30
8	10	CA	Trevor NICOSIA		Lancia Kappa	1:27.422	6	6.283	80.38
9	21	AA	Lee SCOTT		Ford Fiesta XR2i	1:27.691	6	6.552	80.13
10	17	CA	Phil LIBBY		Ford Sapphire Cosworth	1:28.391	4	7.252	79.50
11	28	CA	Tony SOPER		Alfa Romeo GTV	1:29.212	2	8.073	78.77
12	40	AB	Simon JACKSON		Vauxhall Nova GSi	1:31.631	6	10.492	76.69
13	64	AB	Christopher BROAD		Vauxhall Astra GTE	1:33.054	10	11.915	75.51
14	5	AA	Rhys BOLTON		Renault Clio 16V	1:33.311	4	12.172	75.30
15	31	AB	Ben JOHNSON		VW Golf GTi	1:34.345	3	13.206	74.48
16	85	AD	Alan DULY		Ford Fiesta XR2	1:38.317	9	17.178	71.47

Weather / Track : Sunny / Drying

These results are provisional until the conclusion of any judicial and technical matters.

Snetterton

Circuit Length = 1.9520 miles.

Start: 11:30 End: 11:45

Clerk of Course:

Timekeeper:

## Le Mans Motorsport Euro & Road Saloons Championship Race

### LAP ANALYSIS - QUALIFYING - RACE 2

<b>4</b>	<b>Ian KIRK</b>	Honda Civic Vtec
1 -	7:09.553	6 - 1:27.362
2 -	1:32.186	7 - 1:27.099
3 -	1:30.506	8 - 1:32.610
4 -	1:31.426	9 - <b>1:21.888</b>
5 -	1:32.680	10 - 1:28.119
<b>5</b>	<b>Rhys BOLTON</b>	Renault Clio 16V
1 -	7:21.333	
2 -	1:35.060	
3 -	1:34.515	
4 -	<b>1:33.311</b>	
<b>6</b>	<b>Peter CHALLIS</b>	Nissan Primera
1 -	6:50.507	6 - 4:14.063
2 -	5:13.937	
3 -	1:24.639	
4 -	<b>1:21.319</b>	
5 -	1:22.232	
<b>10</b>	<b>Trevor NICOSIA</b>	Lancia Kappa
1 -	7:11.328	6 - 1:37.342
2 -	1:30.781	
3 -	1:32.809	
4 -	7:28.484	
5 -	<b>1:27.422</b>	
<b>17</b>	<b>Phil LIBBY</b>	Ford Sapphire Cosworth
1 -	7:51.542	
2 -	6:05.368	
3 -	4:20.910	
4 -	<b>1:28.391</b>	
<b>21</b>	<b>Lee SCOTT</b>	Ford Fiesta XR2i
1 -	6:58.961	6 - 1:29.848
2 -	1:30.360	
3 -	1:28.697	
4 -	<b>1:27.691</b>	
5 -	1:28.070	
<b>22</b>	<b>Simon TAYLOR</b>	Honda Civic
1 -	7:05.225	6 - 1:27.614
2 -	1:32.191	7 - <b>1:26.433</b>
3 -	1:28.704	8 - 1:26.732
4 -	1:28.563	9 - 1:27.756
5 -	1:27.163	10 - 1:27.533

# Le Mans Motorsport Euro & Road Saloons Championship Race

## LAP ANALYSIS - QUALIFYING - RACE 2

(contd.)

<b>24</b>	<b>Matt HALE</b>	Vauxhall Vectra V6
1 - 7:07.357	6 - 1:24.300	11 - 1:24.904
2 - 1:30.526	7 - 1:24.312	
3 - 1:25.615	8 - <b>1:23.279</b>	
4 - 1:24.666	9 - 1:23.409	
5 - 1:25.938	10 - 1:24.966	
<b>25</b>	<b>Derek HALE</b>	Nissan Primera
1 - 7:06.347		
2 - 1:23.415		
3 - <b>1:21.139</b>		
<b>28</b>	<b>Tony SOPER</b>	Alfa Romeo GTV
1 - 7:18.989		
2 - <b>1:29.212</b>		
<b>31</b>	<b>Ben JOHNSON</b>	VW Golf GTi
1 - 7:13.205		
2 - <b>1:34.345</b>		
3 - 1:35.713		
<b>40</b>	<b>Simon JACKSON</b>	Vauxhall Nova GSi
1 - 7:01.668	6 - <b>1:31.631</b>	
2 - 1:34.443		
3 - 1:33.588		
4 - 1:35.656		
5 - 1:31.862		
<b>64</b>	<b>Christopher BROAD</b>	Vauxhall Astra GTE
1 - 7:11.576	6 - 1:33.156	
2 - 1:35.658	7 - 1:34.596	
3 - 1:36.991	8 - 1:33.254	
4 - 1:33.612	9 - 1:33.628	
5 - 1:34.407	10 - <b>1:33.054</b>	
<b>84</b>	<b>Richard HAWKEN</b>	Vauxhall Cavalier GSi
1 - 7:20.434	6 - 1:23.438	11 - <b>1:21.781</b>
2 - 1:26.604	7 - 1:24.283	
3 - 1:26.197	8 - 1:23.318	
4 - 1:25.823	9 - 1:22.461	
5 - 1:24.248	10 - 1:22.921	

# Le Mans Motorsport Euro & Road Saloons Championship Race


## LAP ANALYSIS - QUALIFYING - RACE 2

(contd.)

<b>85</b>	<b>Alan DULY</b>	Ford Fiesta XR2
1 - 7:05.315	6 - 1:39.709	
2 - 1:42.992	7 - 1:38.797	
3 - 1:40.381	8 - 1:39.693	
4 - 1:39.770	9 - <b>1:38.317</b>	
5 - 1:39.137		
<b>88</b>	<b>Peter SIMPSON</b>	Lancia Integrale Evo
1 - 6:54.473		
2 - 1:25.177		
3 - 1:24.835		
4 - <b>1:23.676</b>		
5 - 1:24.254		

# Le Mans Motorsport Euro & Road Saloons Championship Race

## GRID - RACE 2

ROW 8	1:34.345 31 JOHNSON	1:38.317 85 DULY
ROW 7	1:33.054 64 BROAD	1:33.311 5 BOLTON
ROW 6	1:29.212 28 SOPER	1:31.631 40 JACKSON
ROW 5	1:27.691 21 SCOTT	1:28.391 17 LIBBY
ROW 4	1:26.433 22 TAYLOR	1:27.422 10 NICOSIA
ROW 3	1:23.279 24 HALE	1:23.676 88 SIMPSON
ROW 2	1:21.781 84 HAWKEN	1:21.888 4 KIRK
ROW 1	1:21.139 25 HALE	1:21.319 6 CHALLIS
<b>POLE</b>		
		

Weather / Track : Sunny / Drying

These results are provisional until the conclusion of any judicial and technical matters.

Snetterton

Circuit Length = 1.9520 miles.

Start: 11:30 End: 11:45

Clerk of Course:

Timekeeper:

# Le Mans Motorsport Euro & Road Saloons Championship Race

## RACE CLASSIFICATION - RACE 2

POS	NO	CL	DRIVER	NAT	CAR	TIME	LAPS	GAP	MPH	BEST
1	6	CA	Peter CHALLIS		Nissan Primera	20:55.750	13		72.74	1:34.042
2	84	CA	Richard HAWKEN		Vauxhall Cavalier GSi	21:04.138	13	8.388	72.26	1:34.320
3	17	CA	Phil LIBBY		Ford Sapphire Cosworth	21:12.276	13	16.526	71.80	1:34.003
4	24	CD	Matt HALE		Vauxhall Vectra V6	22:03.639	13	1:07.889	69.01	1:38.441
5	88	CA	Peter SIMPSON		Lancia Integrale Evo	22:06.855	13	1:11.105	68.85	1:37.318
6	22	AA	Simon TAYLOR		Honda Civic	22:22.605	13	1:26.855	68.04	1:41.404
7	4	AA	Ian KIRK		Honda Civic Vtec	22:30.347	13	1:34.597	67.65	1:41.669
8	21	AA	Lee SCOTT		Ford Fiesta XR2i	21:03.005	12	1 LAP	66.76	1:42.955
9	5	AA	Rhys BOLTON		Renault Clio 16V	21:33.476	12	1 LAP	65.19	1:45.507
10	64	AB	Christopher BROAD		Vauxhall Astra GTE	21:37.520	12	1 LAP	64.99	1:45.690
11	31	AB	Ben JOHNSON		VW Golf GTi	22:13.566	12	1 LAP	63.23	1:47.573
12	10	CA	Trevor NICOSIA		Lancia Kappa	21:24.705	11	2 LAPS	60.16	1:49.204
13	85	AD	Alan DULY		Ford Fiesta XR2	21:32.527	11	2 LAPS	59.80	1:53.026

### FASTEST LAP

17	CA	Phil LIBBY	Ford Sapphire Cosworth	1:34.003	8	74.75mph	120.30kph
24	CD	Matt HALE	Vauxhall Vectra V6	1:38.441	7	71.38mph	114.88kph
22	AA	Simon TAYLOR	Honda Civic	1:41.404	6	69.29mph	111.52kph
64	AB	Christopher BROAD	Vauxhall Astra GTE	1:45.690	3	66.48mph	107.00kph
85	AD	Alan DULY	Ford Fiesta XR2	1:53.026	8	62.17mph	100.05kph

Weather / Track : Raining / Wet

These results are provisional until the conclusion of any judicial and technical matters.

Snetterton

Circuit Length = 1.9520 miles.

Start: 15:47 End: 16:08

Clerk of Course:

Timekeeper:

# Le Mans Motorsport Euro & Road Saloons Championship Race

## LAP CHART - RACE 2

Lap 1			Lap 2			Lap 3			Lap 4			Lap 5		
No	Behind	Laptime	No	Behind	Laptime	No	Behind	Laptime	No	Behind	Laptime	No	Behind	Laptime
6		1:40.578	6		1:39.300	6		1:35.810	6		1:35.156	6		1:36.127
4	7.950	1:48.528	84	8.680	1:40.024	84	11.714	1:38.844	84	13.198	1:36.640	84	13.798	1:36.727
84	7.956	1:48.534	4	13.950	1:45.300	4	21.606	1:43.466	17	25.736	1:38.760	17	26.791	1:37.182
88	8.940	1:49.518	88	14.131	1:44.491	17	22.132	1:41.146	4	29.476	1:43.026	22	37.257	1:42.321
22	10.244	1:50.822	22	15.843	1:44.899	22	23.999	1:43.966	22	31.063	1:42.220	24	37.963	1:40.613
21	11.888	1:52.466	17	16.796	1:41.999	21	27.584	1:44.063	24	33.477	1:39.979	4	40.660	1:47.311
24	13.490	1:54.068	21	19.331	1:46.743	24	28.654	1:44.517	21	35.383	1:42.955	21	42.981	1:43.725
17	14.097	1:54.675	24	19.947	1:45.757	64	32.555	1:45.690	88	42.323	1:40.637	88	47.294	1:41.098
64	14.539	1:55.117	64	22.675	1:47.436	31	35.090	1:47.573	64	43.335	1:45.936	64	54.496	1:47.288
31	14.916	1:55.494	31	23.327	1:47.711	5	36.843	1:47.696	5	49.011	1:47.324	5	59.117	1:46.233
5	16.114	1:56.692	5	24.957	1:48.143	88	36.842	1:58.521	31	56.290	1:56.356	31	1:10.988	1:50.825
10	20.201	2:00.779	10	31.032	1:50.131	10	44.426	1:49.204	10	1:02.975	1:53.705	10	1:16.912	1:50.064
85	22.522	2:03.100	85	40.970	1:57.748	85	1:00.011	1:54.851	85	1:17.957	1:53.102			

# Le Mans Motorsport Euro & Road Saloons Championship Race

## LAP CHART - RACE 2

(contd.)

Lap 6			Lap 7			Lap 8			Lap 9			Lap 10		
No	Behind	Laptime	No	Behind	Laptime	No	Behind	Laptime	No	Behind	Laptime	No	Behind	Laptime
6		1:35.267	6		1:35.710	6		1:37.044	6		1:35.295	6		1:40.139
85	1 LAP	1:53.940	84	15.310	1:36.076	31	1 LAP	1:52.247	84	14.742	1:36.498	5	1 LAP	1:47.321
84	14.944	1:36.413	17	25.855	1:34.119	84	13.539	1:35.273	31	1 LAP	1:50.916	64	1 LAP	1:52.055
17	27.446	1:35.922	85	1 LAP	2:05.578	10	1 LAP	1:55.483	17	21.788	1:34.269	84	9.355	1:34.752
24	41.696	1:39.000	24	44.427	1:38.441	17	22.814	1:34.003	10	1 LAP	1:54.097	17	16.796	1:35.147
22	43.394	1:41.404	22	49.883	1:42.199	24	48.210	1:40.827	24	51.835	1:38.920	31	1 LAP	1:50.265
4	48.770	1:43.377	4	55.749	1:42.689	85	1 LAP	1:58.151	88	1:02.243	1:38.886	24	54.140	1:42.444
21	51.704	1:43.990	88	56.328	1:40.038	22	55.064	1:42.225	22	1:02.572	1:42.803	10	1 LAP	2:03.517
88	52.000	1:39.973	21	1:06.353	1:50.359	88	58.652	1:39.368	85	1 LAP	1:53.026	88	59.422	1:37.318
64	1:05.266	1:46.037	64	1:20.400	1:50.844	4	1:02.028	1:43.323	4	1:09.543	1:42.810	22	1:04.916	1:42.483
5	1:09.924	1:46.074	5	1:21.877	1:47.663	21	1:13.822	1:44.513	21	1:22.048	1:43.521	4	1:11.983	1:42.579
31	1:25.122	1:49.401				64	1:29.984	1:46.628				85	1 LAP	1:53.368
10	1:32.115	1:50.470				5	1:30.340	1:45.507				21	1:25.723	1:43.814

# Le Mans Motorsport Euro & Road Saloons Championship Race


## LAP CHART - RACE 2

(contd.)

Lap 11			Lap 12			Lap 13			Lap 14			Lap 15		
No	Behind	Laptime	No	Behind	Laptime	No	Behind	Laptime	No	Behind	Laptime	No	Behind	Laptime
6		1:34.042	6		1:35.903	6		1:35.379						
84	10.388	1:35.075	10	2 LAPS	2:21.543	21	1 LAP	1:43.697						
5	1 LAP	1:46.245	84	9.447	1:34.962	84	8.388	1:34.320						
17	18.151	1:35.397	85	2 LAPS	1:57.919	17	16.526	1:34.446						
64	1 LAP	1:47.234	17	17.459	1:35.211	10	2 LAPS	1:55.712						
31	1 LAP	1:49.067	5	1 LAP	1:46.458	85	2 LAPS	2:01.744						
24	58.833	1:38.735	64	1 LAP	1:46.074	5	1 LAP	1:48.120						
88	1:05.114	1:39.734	31	1 LAP	1:50.760	64	1 LAP	1:47.181						
22	1:13.213	1:42.339	24	1:01.645	1:38.715	24	1:07.889	1:41.623						
4	1:20.876	1:42.935	88	1:08.535	1:39.324	88	1:11.105	1:37.949						
21	1:34.840	1:43.159	22	1:19.011	1:41.701	31	1 LAP	1:52.951						
			4	1:28.307	1:43.334	22	1:26.855	1:43.223						
						4	1:34.597	1:41.669						

# Le Mans Motorsport Euro & Road Saloons Championship Race

## GRID - RACE 6

ROW 7	5	BOLTON	
ROW 6	10	NICOSIA	85 DULY
ROW 5	64	BROAD	31 JOHNSON
ROW 4	4	KIRK	21 SCOTT
ROW 3	88	SIMPSON	22 TAYLOR
ROW 2	17	LIBBY	24 HALE
ROW 1	6	CHALLIS	84 HAWKEN
<b>POLE</b>			
			

Weather / Track : Raining / Wet

These results are provisional until the conclusion of any judicial and technical matters.

Snetterton  
Circuit Length = 1.9520 miles.  
Start: 15:47 End: 16:08

Clerk of Course:

Timekeeper:

# Le Mans Motorsport Euro & Road Saloons Championship Race

## RACE CLASSIFICATION - RACE 6

POS	NO	CL	DRIVER	NAT	CAR	TIME	LAPS	GAP	MPH	BEST
1	17	CA	Phil LIBBY		Ford Sapphire Cosworth	20:06.397	14		81.54	1:22.781
2	24	CD	Matt HALE		Vauxhall Vectra V6	20:12.544	14	6.147	81.13	1:24.546
3	22	AA	Simon TAYLOR		Honda Civic	20:53.567	14	47.170	78.48	1:27.605
4	21	AA	Lee SCOTT		Ford Fiesta XR2i	21:01.707	14	55.310	77.97	1:28.523
5	88	CA	Peter SIMPSON		Lancia Integrale Evo	21:21.798	14	1:15.401	76.75	1:29.496
6	4	AA	Ian KIRK		Honda Civic Vtec	21:22.437	14	1:16.040	76.71	1:28.740
7	6	CA	Peter CHALLIS		Nissan Primera	20:20.711	13	1 LAP	74.83	1:20.639
8	64	AB	Christopher BROAD		Vauxhall Astra GTE	20:44.685	13	1 LAP	73.39	1:33.683
9	10	CA	Trevor NICOSIA		Lancia Kappa	20:58.303	13	1 LAP	72.60	1:34.019
10	5	AA	Rhys BOLTON		Renault Clio 16V	21:08.275	13	1 LAP	72.03	1:33.578
11	85	AD	Alan DULY		Ford Fiesta XR2	20:16.177	12	2 LAPS	69.33	1:38.614

### NOT CLASSIFIED

31	AB	Ben JOHNSON		VW Golf GTi	11:40.892	7	D.N.F.	70.18	1:34.878
----	----	-------------	--	-------------	-----------	---	--------	-------	----------

### FASTEST LAP

6	CA	Peter CHALLIS		Nissan Primera	1:20.639	5	87.14mph	140.24kph
24	CD	Matt HALE		Vauxhall Vectra V6	1:24.546	13	83.11mph	133.76kph
22	AA	Simon TAYLOR		Honda Civic	1:27.605	13	80.21mph	129.09kph
64	AB	Christopher BROAD		Vauxhall Astra GTE	1:33.683	11	75.01mph	120.71kph
85	AD	Alan DULY		Ford Fiesta XR2	1:38.614	11	71.26mph	114.68kph

Weather / Track : Cloudy / Damp

These results are provisional until the conclusion of any judicial and technical matters.

Snetterton  
Circuit Length = 1.9520 miles.  
Start: 11:22 End: 11:42

Clerk of Course:	Timekeeper:
------------------	-------------

# Le Mans Motorsport Euro & Road Saloons Championship Race

## LAP CHART - RACE 6

Lap 1			Lap 2			Lap 3			Lap 4			Lap 5		
No	Behind	Laptime	No	Behind	Laptime	No	Behind	Laptime	No	Behind	Laptime	No	Behind	Laptime
6		1:26.998	6		1:24.436	6		1:21.966	6		1:21.625	6		1:20.639
17	6.930	1:33.928	17	10.786	1:28.292	17	15.891	1:27.071	17	20.877	1:26.611	5	1 LAP	1:37.103
88	7.600	1:34.598	24	12.071	1:28.758	24	17.387	1:27.282	24	22.547	1:26.785	17	25.267	1:25.029
24	7.749	1:34.747	88	12.660	1:29.496	88	20.682	1:29.988	88	29.020	1:29.963	24	27.519	1:25.611
21	9.238	1:36.236	22	18.591	1:31.931	22	25.750	1:29.125	22	33.217	1:29.092	88	38.416	1:30.035
4	10.497	1:37.495	21	19.098	1:34.296	21	26.956	1:29.824	21	34.711	1:29.380	22	41.340	1:28.762
22	11.096	1:38.094	4	20.536	1:34.475	4	31.655	1:33.085	4	41.756	1:31.726	21	43.469	1:29.397
10	14.768	1:41.766	10	26.626	1:36.294	10	41.225	1:36.565	64	56.044	1:35.880	4	51.773	1:30.656
64	15.777	1:42.775	64	28.002	1:36.661	64	41.789	1:35.753	10	56.304	1:36.704	64	1:10.372	1:34.967
31	16.570	1:43.568	31	28.222	1:36.088	31	42.792	1:36.536	31	1:07.594	1:46.427	10	1:12.093	1:36.428
5	17.354	1:44.352	5	28.978	1:36.060	85	1:00.605	1:43.226	85	1:19.893	1:40.913			
85	22.195	1:49.193	85	39.345	1:41.586	5	1:05.849	1:58.837						

# Le Mans Motorsport Euro & Road Saloons Championship Race

## LAP CHART - RACE 6

(contd.)

Lap 6			Lap 7			Lap 8			Lap 9			Lap 10		
No	Behind	Laptime	No	Behind	Laptime	No	Behind	Laptime	No	Behind	Laptime	No	Behind	Laptime
6		1:21.250	6		1:23.671	6		1:21.746	6		1:21.153	6		1:22.493
31	1 LAP	1:34.878	64	1 LAP	1:35.826	64	1 LAP	1:34.113	64	1 LAP	1:34.343	4	1 LAP	1:32.264
5	1 LAP	1:34.227	10	1 LAP	1:35.687	10	1 LAP	1:34.019	10	1 LAP	1:35.272	64	1 LAP	1:34.092
85	1 LAP	1:39.621	31	1 LAP	1:35.011	17	32.677	1:23.581	17	39.078	1:27.554	10	1 LAP	1:36.050
17	29.298	1:25.281	5	1 LAP	1:35.120	24	38.044	1:25.759	24	42.524	1:25.633	17	43.938	1:27.353
24	32.252	1:25.983	17	30.842	1:25.215	5	1 LAP	1:35.054	5	1 LAP	1:34.631	24	45.743	1:25.712
22	48.912	1:28.822	24	34.031	1:25.450	31	1 LAP	1:48.384	22	1:07.498	1:28.261	5	1 LAP	1:33.798
88	49.934	1:32.768	85	1 LAP	1:42.303	85	1 LAP	1:39.406	21	1:12.790	1:29.740	22	1:13.735	1:28.730
21	51.354	1:29.135	22	53.690	1:28.449	22	1:00.390	1:28.446	85	1 LAP	1:42.697	21	1:18.854	1:28.557
4	1:01.345	1:30.822	21	57.403	1:29.720	21	1:04.203	1:28.546	88	1:19.020	1:32.485	88	1:27.682	1:31.155
			88	58.084	1:31.821	88	1:07.688	1:31.350				85	1 LAP	1:39.857
			4	1:09.104	1:31.430	4	1:18.967	1:31.609				4	1:37.671	1:30.086

# Le Mans Motorsport Euro & Road Saloons Championship Race

## LAP CHART - RACE 6

(contd.)

Lap 11			Lap 12			Lap 13			Lap 14			Lap 15		
No	Behind	Laptime	No	Behind	Laptime	No	Behind	Laptime	No	Behind	Laptime	No	Behind	Laptime
17		1:25.778	17		1:23.524	17		1:24.399	17		1:22.781			
24	2.157	1:26.130	24	3.435	1:24.802	24	3.582	1:24.546	24	6.147	1:25.346			
64	1 LAP	1:34.950	64	1 LAP	1:33.683	64	1 LAP	1:34.947	85	2 LAPS	1:39.843			
10	1 LAP	1:38.259	10	1 LAP	1:37.316	10	1 LAP	1:37.091	6	1 LAP	2:30.269P			
6	22.632	2:32.348P	6	31.225	1:32.117	22	40.209	1:27.605	64	1 LAP	1:36.695			
5	1 LAP	1:34.034	22	37.003	1:28.237	21	49.568	1:29.329	22	47.170	1:29.742			
22	32.290	1:28.271	5	1 LAP	1:36.610	5	1 LAP	1:34.871	10	1 LAP	1:36.852			
21	37.937	1:28.799	21	44.638	1:30.225	88	1:08.581	1:33.654	21	55.310	1:28.523			
88	49.931	1:31.965	88	59.326	1:32.919	4	1:10.081	1:28.981	5	1 LAP	1:33.578			
4	58.392	1:30.437	4	1:05.499	1:30.631				88	1:15.401	1:29.601			
85	1 LAP	1:38.918	85	1 LAP	1:38.614				4	1:16.040	1:28.740			

# Matador Tyres Radical BiDuro Championship

## QUALIFYING - RACE 3

POS	NO	CL	DRIVER	NAT	CAR	TIME	LAPS	GAP	MPH
1	89	SR	Chris STONEY		Radical SR4 Clubsport	1:11.792	14		97.88
2	96	SR	Alexander MORTIMER		Radical SR4 Clubsport	1:11.880	11	0.088	97.76
3	51	SR	Henry MORGAN		Radical SR4 Clubsport	1:12.080	16	0.288	97.49
4	3	SR	Tony FREEMAN		Radical SR4 Clubsport	1:12.550	16	0.758	96.86
5	33	C	Charles CRAVEN		Radical Clubsport	1:12.740	16	0.948	96.60
6	55	SR	Mick HYDE		Radical SR4 Clubsport	1:12.745	14	0.953	96.60
7	35	C	Phillip GIBB		Radical Clubsport	1:12.843	16	1.051	96.47
8	21	C	Phil WAITE		Radical Clubsport	1:13.127	14	1.335	96.09
9	47	C	Graham SAUNDERS		Radical Clubsport	1:13.312	5	1.520	95.85
10	37	C	Ian JACOBS		Radical Clubsport	1:13.527	9	1.735	95.57
11	12	C	Tim JONES		Radical Clubsport	1:13.728	14	1.936	95.31
12	22	C	Jim GREENFIELD		Radical Clubsport	1:13.876	16	2.084	95.12
13	20	C	Glenn STOKES		Radical Clubsport	1:14.168	16	2.376	94.74
14	30	C	Guy HODGKIN		Radical Clubsport	1:14.262	15	2.470	94.62
15	72	SR	Simon PACKER		Radical SR4 Clubsport	1:14.619	12	2.827	94.17
16	14	C	Roger BROMILEY		Radical Clubsport	1:15.268	16	3.476	93.36
17	91	C	Peter DAVEY		Radical Clubman	1:15.763	6	3.971	92.75
18	38	C	Terrance WOODWARD		Radical Clubsport	1:17.391	13	5.599	90.80
19	11	C	Ian CHARLES		Radical Clubsport	1:17.577	15	5.785	90.58
20	69	SR	Ian BANKHURST		Radical SR4 Clubsport	1:18.250	15	6.458	89.80

Weather / Track : Sunny / Dry  
 These results are provisional until the conclusion of any judicial and technical matters.

Snetterton  
 Circuit Length = 1.9520 miles.  
 Start: 12:14 End: 12:34

Clerk of Course:	Timekeeper:
------------------	-------------

## Matador Tyres Radical BiDuro Championship LAP ANALYSIS - QUALIFYING - RACE 3

<b>3</b>	<b>Tony FREEMAN</b>	Radical SR4 Clubsport					
1 -	5:04.254	6 -	1:15.702	11 -	<b>1:12.550</b>	16 -	1:16.319
2 -	1:14.661	7 -	1:23.781	12 -	1:13.683		
3 -	1:14.525	8 -	1:22.304	13 -	1:13.297		
4 -	1:13.552	9 -	1:13.203	14 -	1:12.789		
5 -	1:13.078	10 -	1:13.164	15 -	1:13.800		
<b>11</b>	<b>Ian CHARLES</b>	Radical Clubsport					
1 -	5:29.422	6 -	1:19.504	11 -	1:18.466		
2 -	1:25.486	7 -	1:21.321	12 -	1:18.007		
3 -	1:20.526	8 -	1:19.581	13 -	1:18.417		
4 -	1:19.931	9 -	1:19.887	14 -	<b>1:17.577</b>		
5 -	1:18.548	10 -	1:20.134	15 -	1:18.052		
<b>12</b>	<b>Tim JONES</b>	Radical Clubsport					
1 -	5:13.502	6 -	1:14.776	11 -	1:14.529		
2 -	1:19.219	7 -	3:21.864	12 -	1:13.895		
3 -	1:16.120	8 -	1:14.179	13 -	1:14.392		
4 -	1:15.616	9 -	1:14.205	14 -	<b>1:13.728</b>		
5 -	1:14.367	10 -	1:14.030				
<b>14</b>	<b>Roger BROMLEY</b>	Radical Clubsport					
1 -	5:07.407	6 -	1:16.794	11 -	<b>1:15.268</b>	16 -	1:15.869
2 -	1:16.918	7 -	1:17.962	12 -	1:15.273		
3 -	1:15.691	8 -	1:15.770	13 -	1:15.655		
4 -	1:16.439	9 -	1:16.919	14 -	1:15.836		
5 -	1:18.251	10 -	1:15.761	15 -	1:15.471		
<b>17</b>	<b>TBD</b>						
<b>20</b>	<b>Glenn STOKES</b>	Radical Clubsport					
1 -	4:55.577	6 -	1:15.385	11 -	1:14.237	16 -	1:15.037
2 -	1:17.678	7 -	1:15.591	12 -	1:14.619		
3 -	1:15.453	8 -	1:15.637	13 -	1:14.462		
4 -	1:15.145	9 -	1:14.625	14 -	1:14.178		
5 -	1:15.002	10 -	1:14.293	15 -	<b>1:14.168</b>		
<b>21</b>	<b>Phil WAITE</b>	Radical Clubsport					
1 -	4:54.331	6 -	1:13.586	11 -	<b>1:13.127</b>		
2 -	1:16.948	7 -	1:14.010	12 -	1:13.671		
3 -	1:15.953	8 -	1:13.377	13 -	1:13.462		
4 -	1:13.998	9 -	1:14.333	14 -	1:13.943		
5 -	1:13.698	10 -	3:43.775				

# Matador Tyres Radical BiDuro Championship

## LAP ANALYSIS - QUALIFYING - RACE 3

(contd.)

<b>22</b>	<b>Jim GREENFIELD</b>	Radical Clubsport					
1 -	4:56.492	6 -	1:15.303	11 -	1:14.547	16 -	<b>1:13.876</b>
2 -	1:17.786	7 -	1:14.947	12 -	1:14.230		
3 -	1:15.716	8 -	1:14.439	13 -	1:14.484		
4 -	1:15.048	9 -	1:14.824	14 -	1:14.412		
5 -	1:14.396	10 -	1:14.240	15 -	1:13.958		
<b>30</b>	<b>Guy HODGKIN</b>	Radical Clubsport					
1 -	5:26.728	6 -	1:15.591	11 -	1:14.508		
2 -	1:21.784	7 -	1:15.987	12 -	1:14.453		
3 -	1:19.426	8 -	1:14.860	13 -	<b>1:14.262</b>		
4 -	1:16.505	9 -	1:14.347	14 -	1:15.567		
5 -	1:16.995	10 -	1:14.804	15 -	1:14.546		
<b>33</b>	<b>Charles CRAVEN</b>	Radical Clubsport					
1 -	4:57.166	6 -	1:13.773	11 -	1:24.241	16 -	<b>1:12.740</b>
2 -	1:18.541	7 -	1:16.876	12 -	1:19.475		
3 -	1:15.345	8 -	1:13.534	13 -	1:14.905		
4 -	1:14.527	9 -	1:19.648	14 -	1:13.112		
5 -	1:18.995	10 -	1:12.853	15 -	1:13.817		
<b>35</b>	<b>Phillip GIBB</b>	Radical Clubsport					
1 -	5:10.628	6 -	1:13.970	11 -	1:13.148	16 -	1:12.922
2 -	1:16.926	7 -	1:25.588	12 -	1:13.157		
3 -	1:14.678	8 -	1:14.160	13 -	1:12.980		
4 -	1:14.702	9 -	1:16.366	14 -	1:13.587		
5 -	1:14.963	10 -	1:13.172	15 -	<b>1:12.843</b>		
<b>37</b>	<b>Ian JACOBS</b>	Radical Clubsport					
1 -	6:15.707	6 -	1:14.285				
2 -	09.532	7 -	1:14.136				
3 -	1:15.581	8 -	3:36.191				
4 -	1:16.000	9 -	<b>1:13.527</b>				
5 -	1:14.533						
<b>38</b>	<b>Terrance WOODWARD</b>	Radical Clubsport					
1 -	5:18.083	6 -	1:21.506	11 -	1:21.912		
2 -	1:29.575	7 -	1:20.467	12 -	1:19.051		
3 -	1:25.267	8 -	3:57.023	13 -	<b>1:17.391</b>		
4 -	1:25.146	9 -	1:21.168				
5 -	1:23.223	10 -	1:18.310				
<b>47</b>	<b>Graham SAUNDERS</b>	Radical Clubsport					
1 -	5:13.502						
2 -	1:17.311						
3 -	1:14.469						
4 -	1:13.778						
5 -	<b>1:13.312</b>						

# Matador Tyres Radical BiDuro Championship

## LAP ANALYSIS - QUALIFYING - RACE 3

(contd.)

<b>51</b>	<b>Henry MORGAN</b>	Radical SR4 Clubsport
1 - 5:04.719	6 - 1:13.148	11 - 1:23.393
2 - 1:16.808	7 - 1:13.037	12 - <b>1:12.080</b>
3 - 1:15.176	8 - 1:12.375	13 - 1:12.609
4 - 1:29.377	9 - 1:20.381	14 - 1:13.071
5 - 1:21.232	10 - 1:27.663	15 - 1:12.563
<b>55</b>	<b>Mick HYDE</b>	Radical SR4 Clubsport
1 - 4:57.374	6 - 1:13.119	11 - 1:13.044
2 - 1:15.616	7 - 1:12.994	12 - 1:13.095
3 - 1:14.158	8 - 1:12.977	13 - 1:13.360
4 - 1:13.626	9 - <b>1:12.745</b>	14 - 1:13.896
5 - 1:12.887	10 - 3:12.169	
<b>69</b>	<b>Ian BANKHURST</b>	Radical SR4 Clubsport
1 - 5:18.967	6 - 1:19.454	11 - 1:18.817
2 - 1:23.262	7 - 1:20.144	12 - 1:18.921
3 - 1:21.075	8 - 1:18.925	13 - 1:19.526
4 - 1:19.297	9 - 1:18.699	14 - <b>1:18.250</b>
5 - 1:20.199	10 - 1:18.482	15 - 1:18.947
<b>72</b>	<b>Simon PACKER</b>	Radical SR4 Clubsport
1 - 4:58.899	6 - 1:15.560	11 - <b>1:14.619</b>
2 - 1:19.115	7 - 1:16.033	12 - 1:16.065
3 - 1:17.558	8 - 1:28.425	
4 - 1:16.640	9 - 1:15.290	
5 - 4:03.524	10 - 1:15.931	
<b>89</b>	<b>Chris STONEY</b>	Radical SR4 Clubsport
1 - 5:00.699	6 - 1:13.238	11 - <b>1:11.792</b>
2 - 1:15.431	7 - 1:12.238	12 - 1:12.143
3 - 1:15.227	8 - 1:12.748	13 - 1:15.232
4 - 1:24.089	9 - 3:20.441	14 - 1:12.020
5 - 1:13.763	10 - 1:12.286	
<b>91</b>	<b>Peter DAVEY</b>	Radical Clubman
1 - 5:34.581	6 - <b>1:15.763</b>	
2 - 1:21.106		
3 - 1:17.699		
4 - 1:17.439		
5 - 1:16.355		
<b>92</b>	<b>Paul EPERON</b>	Radical Clubman
1 - X:00.000	6 - 1:18.924	
2 - 1:17.516		
3 - <b>1:16.587</b>		
4 - 1:30.393		
5 - 1:31.981		

# Matador Tyres Radical BiDuro Championship LAP ANALYSIS - QUALIFYING - RACE 3


(contd.)

<b>96</b>	<b>Alexander MORTIMER</b>	Radical SR4 Clubsport
1 - 4:46.618	6 - 1:14.467	11 - 3:22.127
2 - 1:14.894	7 - 1:12.843	
3 - 1:13.458	8 - 1:12.845	
4 - 1:12.705	9 - 1:11.984	
5 - 1:12.175	10 - <b>1:11.880</b>	

# Matador Tyres Radical BiDuro Championship

## GRID - RACE 3

ROW 10	1:17.577 11 CHARLES	1:18.250 69 BANKHURST
ROW 9	1:15.763 91 DAVEY	1:17.391 38 WOODWARD
ROW 8	1:14.619 72 PACKER	1:15.268 14 BROMILEY
ROW 7	1:14.168 20 STOKES	1:14.262 30 HODGKIN
ROW 6	1:13.728 12 JONES	1:13.876 22 GREENFIELD
ROW 5	1:13.312 47 SAUNDERS	1:13.527 37 JACOBS
ROW 4	1:12.843 35 GIBB	1:13.127 21 WAITE
ROW 3	1:12.740 33 CRAVEN	1:12.745 55 HYDE
ROW 2	1:12.080 51 MORGAN	1:12.550 3 FREEMAN
ROW 1	1:11.792 89 STONEY	1:11.880 96 MORTIMER
<b>POLE</b>		



Weather / Track : Sunny / Dry  
 These results are provisional until the conclusion of any judicial and technical matters.

Snetterton  
 Circuit Length = 1.9520 miles.  
 Start: 12:14 End: 12:34

Clerk of Course:	Timekeeper:
------------------	-------------

# Matador Tyres Radical BiDuro Championship

## RACE CLASSIFICATION - RACE 3 - Amended

POS	NO	CL	DRIVER	NAT	CAR	TIME	LAPS	GAP	MPH	BEST
1	89	SR	Chris STONEY		Radical SR4 Clubsport	7:28.638	5		78.31	1:27.294
2	96	SR	Alexander MORTIMER		Radical SR4 Clubsport	7:30.884	5	2.246	77.92	1:27.618
3	21	C	Phil WAITE		Radical Clubsport	7:31.799	5	3.161	77.76	1:28.285
4	51	SR	Henry MORGAN		Radical SR4 Clubsport	7:32.196	5	3.558	77.70	1:25.551
5	3	SR	Tony FREEMAN		Radical SR4 Clubsport	7:33.527	5	4.889	77.47	1:28.004
6	33	SR	Charles CRAVEN		Radical SR4 Clubsport	7:36.845	5	8.207	76.91	1:28.211
7	12	C	Tim JONES		Radical Clubsport	7:47.773	5	19.135	75.11	1:30.813
8	22	C	Jim GREENFIELD		Radical Clubsport	7:48.025	5	19.387	75.07	1:30.760
9	30	C	Guy HODGKIN		Radical Clubsport	7:48.407	5	19.769	75.01	1:30.187
10	37	C	Ian JACOBS		Radical Clubsport	7:49.670	5	21.032	74.81	1:29.094
11	14	C	Roger BROMILEY		Radical Clubsport	7:53.372	5	24.734	74.22	1:31.517
12	20	C	Glenn STOKES		Radical Clubsport	7:54.752	5	26.114	74.00	1:31.794
13	35	C	Phillip GIBB		Radical Clubsport	7:58.582	5	29.944	73.41	1:32.327
14	72	SR	Simon PACKER		Radical SR4 Clubsport	8:03.092	5	34.454	72.73	1:31.971
15	69	SR	Ian BANKHURST		Radical SR4 Clubsport	8:12.880	5	44.242	71.28	1:33.818
16	38	C	Terrance WOODWARD		Radical Clubsport	8:22.594	5	53.956	69.90	1:35.152
NOT CLASSIFIED										
55	SR	Mick HYDE		Radical SR4 Clubsport	6:10.919	4	D.N.F.	75.78	1:29.239	
FASTEST LAP										
51	SR	Henry MORGAN		Radical SR4 Clubsport	1:25.551	4	82.14mph	132.19kph		
21	C	Phil WAITE		Radical Clubsport	1:28.285	4	79.59mph	128.09kph		

Weather / Track : Raining / Wet

These results are provisional until the conclusion of any judicial and technical matters.

Snetterton  
Circuit Length = 1.9520 miles.  
Start: 16:42 End: 16:49

Clerk of Course:		Timekeeper:
------------------	--	-------------

# Matador Tyres Radical BiDuro Championship

## LAP CHART - RACE 3

Lap 1			Lap 2			Lap 3			Lap 4			Lap 5		
No	Behind	Laptime	No	Behind	Laptime	No	Behind	Laptime	No	Behind	Laptime	No	Behind	Laptime
89		1:35.532	89		1:27.392	89		1:27.294	89		1:28.420	89		1:30.000
21	0.747	1:36.279	21	2.472	1:29.117	96	4.410	1:28.473	21	4.429	1:28.285	96	2.246	1:27.618
96	2.473	1:38.005	96	3.231	1:28.150	21	4.564	1:29.386	96	4.628	1:28.638	21	3.161	1:28.732
3	3.188	1:38.720	3	4.942	1:29.146	3	6.074	1:28.426	3	5.658	1:28.004	51	3.558	1:26.743
55	3.340	1:38.872	55	5.653	1:29.705	55	7.598	1:29.239	51	6.815	1:25.551	3	4.889	1:29.231
12	4.667	1:40.199	33	7.758	1:30.097	33	9.366	1:28.902	33	9.157	1:28.211	33	8.207	1:29.050
33	5.053	1:40.585	51	10.089	1:27.775	51	9.684	1:26.889	55	12.281	1:33.103	12	19.135	1:31.507
14	6.933	1:42.465	12	11.272	1:33.997	12	15.235	1:31.257	12	17.628	1:30.813	22	19.387	1:31.487
22	7.098	1:42.630	22	11.470	1:31.764	22	15.560	1:31.384	22	17.900	1:30.760	30	19.769	1:30.196
51	9.706	1:45.238	30	14.893	1:31.750	30	17.786	1:30.187	30	19.573	1:30.207	37	21.032	1:30.762
37	10.288	1:45.820	37	15.247	1:32.351	14	19.312	1:31.671	37	20.270	1:29.094	14	24.734	1:31.517
30	10.535	1:46.067	14	14.935	1:35.394	37	19.596	1:31.643	14	23.217	1:32.325	20	26.114	1:32.019
72	10.946	1:46.478	72	15.991	1:32.437	20	20.721	1:31.899	20	24.095	1:31.794	35	29.944	1:33.001
35	11.316	1:46.848	20	16.116	1:32.107	72	21.461	1:32.764	72	25.012	1:31.971	72	34.454	1:39.442
20	11.401	1:46.933	35	17.549	1:33.625	35	23.036	1:32.781	35	26.943	1:32.327	69	44.242	1:40.092
69	13.731	1:49.263	69	22.028	1:35.689	69	28.552	1:33.818	69	34.150	1:34.018	38	53.956	1:35.152
38	14.597	1:50.129	38	23.136	1:35.931	38	41.150	1:45.308	38	48.804	1:36.074			

Weather / Track : Raining / Wet

www.mstworld.com

Snetterton  
 Circuit Length = 1.9520 miles.  
 Start: 16:42 End: 16:49

Printed - 16:54 Saturday, 23 October 2004

# Matador Tyres Radical BiDuro Championship

## GRID - RACE 5

ROW 9	1:29.239	55	HYDE	
ROW 8		69	BANKHURST	38
	1:33.818			1:35.152
ROW 7	1:32.327	35	GIBB	72
				1:31.971
ROW 6		14	BROMILEY	20
	1:31.517			1:31.794
ROW 5	1:30.187	30	HODGKIN	37
				1:29.094
ROW 4		12	JONES	22
	1:30.813			1:30.760
ROW 3	1:28.004	3	FREEMAN	33
				1:28.211
ROW 2		21	WAITE	51
	1:28.285			1:25.551
ROW 1	1:27.294	89	STONEY	96
				1:27.618
			POLE	



Snetterton  
Circuit Length = 1.9520 miles.

**Weather / Track : Raining / Wet**  
**These results are provisional until the conclusion of any judicial and technical matters.**

Clerk of Course:		Timekeeper:
------------------	--	-------------

# Matador Tyres Radical BiDuro Championship

## RACE CLASSIFICATION - RACE 5

POS	NO	CL	DRIVER	NAT	CAR	TIME	LAPS	GAP	MPH	BEST
1	51	SR	Henry MORGAN		Radical SR4 Clubsport	18:47.277	14		87.27	1:18.051
2	96	SR	Alexander MORTIMER		Radical SR4 Clubsport	18:50.363	14	3.086	87.03	1:18.434
3	89	SR	Chris STONEY		Radical SR4 Clubsport	18:55.517	14	8.240	86.64	1:18.003
4	3	SR	Tony FREEMAN		Radical SR4 Clubsport	19:14.803	14	27.526	85.19	1:19.409
5	55	SR	Mick HYDE		Radical SR4 Clubsport	19:15.199	14	27.922	85.16	1:19.720
6	33	C	Charles CRAVEN		Radical Clubsport	19:23.198	14	35.921	84.57	1:20.537
7	30	C	Guy HODGKIN		Radical Clubsport	19:23.801	14	36.524	84.53	1:20.183
8	35	C	Phillip GIBB		Radical Clubsport	19:27.277	14	40.000	84.28	1:19.610
9	37	C	Ian JACOBS		Radical Clubsport	19:27.770	14	40.493	84.24	1:19.625
10	20	C	Glenn STOKES		Radical Clubsport	19:35.980	14	48.703	83.65	1:20.372
11	22	C	Jim GREENFIELD		Radical Clubsport	19:36.383	14	49.106	83.63	1:20.492
12	92	C	Paul EPERON		Radical Clubman	19:46.980	14	59.703	82.88	1:21.900
13	72	SR	Simon PACKER		Radical SR4 Clubsport	19:49.240	14	1:01.963	82.72	1:21.018
14	14	C	Roger BROMILEY		Radical Clubsport	19:50.642	14	1:03.365	82.62	1:21.289
15	12	C	Tim JONES		Radical Clubsport	20:05.849	14	1:18.572	81.58	1:22.538
16	38	C	Terrance WOODWARD		Radical Clubsport	18:53.828	13	1 LAP	80.57	1:23.217
17	69	SR	Ian BANKHURST		Radical SR4 Clubsport	18:57.129	13	1 LAP	80.33	1:23.796
18	11	C	Ian CHARLES		Radical Clubsport	19:08.685	12	2 LAPS	73.41	1:28.982
NOT CLASSIFIED										
21	C	Phil WAITE		Radical Clubsport	13:45.992	10	D.N.F.	85.07	1:20.432	
FASTEST LAP										
89	SR	Chris STONEY		Radical SR4 Clubsport	1:18.003	12	90.08mph	144.98kph		
35	C	Phillip GIBB		Radical Clubsport	1:19.610	14	88.27mph	142.05kph		

Weather / Track : Sunny / Dry  
 These results are provisional until the conclusion of any judicial and technical matters.

Snetterton  
 Circuit Length = 1.9520 miles.  
 Start: 10:53 End: 11:13

Clerk of Course:	Timekeeper:
------------------	-------------

# Matador Tyres Radical BiDuro Championship

## RACE CLASSIFICATION - RACE 5

POS	NO	CL	DRIVER	NAT	CAR	TIME	LAPS	GAP	MPH	BEST
1	51	SR	Henry MORGAN		Radical SR4 Clubsport	18:47.277	14		87.27	1:18.051
2	96	SR	Alexander MORTIMER		Radical SR4 Clubsport	18:50.363	14	3.086	87.03	1:18.434
3	89	SR	Chris STONEY		Radical SR4 Clubsport	18:55.517	14	8.240	86.64	1:18.003
4	3	SR	Tony FREEMAN		Radical SR4 Clubsport	19:14.803	14	27.526	85.19	1:19.409
5	55	SR	Mick HYDE		Radical SR4 Clubsport	19:15.199	14	27.922	85.16	1:19.720
6	33	C	Charles CRAVEN		Radical Clubsport	19:23.198	14	35.921	84.57	1:20.537
7	30	C	Guy HODGKIN		Radical Clubsport	19:23.801	14	36.524	84.53	1:20.183
8	35	C	Phillip GIBB		Radical Clubsport	19:27.277	14	40.000	84.28	1:19.610
9	37	C	Ian JACOBS		Radical Clubsport	19:27.770	14	40.493	84.24	1:19.625
10	20	C	Glenn STOKES		Radical Clubsport	19:35.980	14	48.703	83.65	1:20.372
11	22	C	Jim GREENFIELD		Radical Clubsport	19:36.383	14	49.106	83.63	1:20.492
12	92	C	Paul EPERON		Radical Clubman	19:46.980	14	59.703	82.88	1:21.900
13	72	SR	Simon PACKER		Radical SR4 Clubsport	19:49.240	14	1:01.963	82.72	1:21.018
14	14	C	Roger BROMILEY		Radical Clubsport	19:50.642	14	1:03.365	82.62	1:21.289
15	12	C	Tim JONES		Radical Clubsport	20:05.849	14	1:18.572	81.58	1:22.538
16	38	C	Terrance WOODWARD		Radical Clubsport	18:53.828	13	1 LAP	80.57	1:23.217
17	69	SR	Ian BANKHURST		Radical SR4 Clubsport	18:57.129	13	1 LAP	80.33	1:23.796
18	11	C	Ian CHARLES		Radical Clubsport	19:08.685	12	2 LAPS	73.41	1:28.982
NOT CLASSIFIED										
21	C	Phil WAITE		Radical Clubsport	13:45.992	10	D.N.F.	85.07	1:20.432	
FASTEST LAP										
89	SR	Chris STONEY		Radical SR4 Clubsport	1:18.003	12	90.08mph	144.98kph		
35	C	Phillip GIBB		Radical Clubsport	1:19.610	14	88.27mph	142.05kph		

Weather / Track : Sunny / Dry  
 These results are provisional until the conclusion of any judicial and technical matters.

Snetterton  
 Circuit Length = 1.9520 miles.  
 Start: 10:53 End: 11:13

Clerk of Course:	Timekeeper:
------------------	-------------

# Matador Tyres Radical BiDuro Championship

## RACE CLASSIFICATION - RACE 5 Amended

POS	NO	CL	DRIVER	NAT	CAR	TIME	LAPS	GAP	MPH	BEST
1	96	SR	Alexander MORTIMER		Radical SR4 Clubsport	18:50.363	14		87.03	1:18.434
2	51	SR	Henry MORGAN		Radical SR4 Clubsport	18:51.277	14	0.914	86.96	1:18.051
3	89	SR	Chris STONEY		Radical SR4 Clubsport	18:55.517	14	5.154	86.64	1:18.003
4	3	SR	Tony FREEMAN		Radical SR4 Clubsport	19:14.803	14	24.440	85.19	1:19.409
5	55	SR	Mick HYDE		Radical SR4 Clubsport	19:15.199	14	24.836	85.16	1:19.720
6	33	C	Charles CRAVEN		Radical Clubsport	19:23.198	14	32.835	84.57	1:20.537
7	35	C	Phillip GIBB		Radical Clubsport	19:27.277	14	36.914	84.28	1:19.610
8	37	C	Ian JACOBS		Radical Clubsport	19:27.770	14	37.407	84.24	1:19.625
9	30	C	Guy HODGKIN		Radical Clubsport	19:33.801	14	43.438	83.81	1:20.183
10	20	C	Glenn STOKES		Radical Clubsport	19:35.980	14	45.617	83.65	1:20.372
11	22	C	Jim GREENFIELD		Radical Clubsport	19:36.383	14	46.020	83.63	1:20.492
12	92	C	Paul EPERON		Radical Clubman	19:46.980	14	56.617	82.88	1:21.900
13	72	SR	Simon PACKER		Radical SR4 Clubsport	19:49.240	14	58.877	82.72	1:21.018
14	14	C	Roger BROMILEY		Radical Clubsport	19:50.642	14	1:00.279	82.62	1:21.289
15	12	C	Tim JONES		Radical Clubsport	20:05.849	14	1:15.486	81.58	1:22.538
16	38	C	Terrance WOODWARD		Radical Clubsport	18:53.828	13	1 LAP	80.57	1:23.217
17	69	SR	Ian BANKHURST		Radical SR4 Clubsport	18:57.129	13	1 LAP	80.33	1:23.796
18	11	C	Ian CHARLES		Radical Clubsport	19:08.685	12	2 LAPS	73.41	1:28.982
NOT CLASSIFIED										
21	C	Phil WAITE		Radical Clubsport	13:45.992	10	D.N.F.	85.07	1:20.432	
FASTEST LAP										
89	SR	Chris STONEY		Radical SR4 Clubsport	1:18.003	12	90.08mph	144.98kph		
35	C	Phillip GIBB		Radical Clubsport	1:19.610	14	88.27mph	142.05kph		

Car 30 - 10 sec penalty following Stewards decisions

Car 51 - 4 seconds added to time J16.1.2 Weather / Track : Sunny / Dry

These results are provisional until the conclusion of any judicial and technical matters.

Snetterton

Circuit Length = 1.9520 miles.

Start: 10:53 End: 11:13

Clerk of Course:

Timekeeper:

# Matador Tyres Radical BiDuro Championship

## LAP CHART - RACE 5

Lap 1			Lap 2			Lap 3			Lap 4			Lap 5		
No	Behind	Laptime	No	Behind	Laptime	No	Behind	Laptime	No	Behind	Laptime	No	Behind	Laptime
89		1:30.526	21		1:22.036	96		1:21.658	96		1:21.037	96		1:20.570
51	0.245	1:30.771	96	0.754	1:22.884	21	0.930	1:23.342	51	1.855	1:21.455	51	1.509	1:20.224
96	0.336	1:30.862	51	1.044	1:23.265	51	1.437	1:22.805	21	2.853	1:22.960	89	4.792	1:22.431
21	0.430	1:30.956	89	1.905	1:24.371	89	1.804	1:22.311	89	2.931	1:22.164	21	5.086	1:22.803
33	1.123	1:31.649	33	2.289	1:23.632	33	2.639	1:22.762	33	3.791	1:22.189	33	5.534	1:22.313
3	2.449	1:32.975	3	4.424	1:24.441	3	6.496	1:24.484	3	8.344	1:22.885	55	10.534	1:22.398
22	2.831	1:33.357	37	5.059	1:24.114	55	6.888	1:23.932	55	8.706	1:22.855	3	11.412	1:23.638
37	3.411	1:33.937	55	5.368	1:23.240	22	6.979	1:23.739	22	9.120	1:23.178	22	12.012	1:23.462
14	4.098	1:34.624	22	5.652	1:25.287	30	9.300	1:23.976	30	10.379	1:22.116	30	12.520	1:22.711
55	4.594	1:35.120	30	7.736	1:24.770	37	11.537	1:28.890	37	13.226	1:22.726	20	18.717	1:24.058
30	5.432	1:35.958	14	7.781	1:26.149	20	12.088	1:26.295	92	15.229	1:23.783	35	19.339	1:23.287
20	6.033	1:36.559	20	8.205	1:24.638	92	12.483	1:24.730	20	15.229	1:24.178	92	22.434	1:27.775
92	7.257	1:37.783	92	10.165	1:25.374	35	13.551	1:23.503	35	16.622	1:24.108	37	23.801	1:31.145
72	8.206	1:38.732	35	12.460	1:25.709	14	17.988	1:32.619	14	23.082	1:26.131	14	26.960	1:24.448
12	9.158	1:39.684	69	16.423	1:28.713	69	20.038	1:26.027	69	25.609	1:26.608	72	29.985	1:24.554
35	9.217	1:39.743	12	16.697	1:30.005	72	22.643	1:27.078	72	26.001	1:24.395	69	31.275	1:26.236
69	10.176	1:40.702	38	17.204	1:28.884	12	23.257	1:28.972	12	29.506	1:27.286	12	35.340	1:26.404
38	10.786	1:41.312	72	17.977	1:32.237	38	24.129	1:29.337	38	30.473	1:27.381	38	36.837	1:26.934
11	28.258	1:58.784	11	42.387	1:36.595	11	54.392	1:34.417	11	1:05.289	1:31.934	11	1:15.819	1:31.100

# Matador Tyres Radical BiDuro Championship

## LAP CHART - RACE 5

(contd.)

Lap 6			Lap 7			Lap 8			Lap 9			Lap 10		
No	Behind	Laptime	No	Behind	Laptime	No	Behind	Laptime	No	Behind	Laptime	No	Behind	Laptime
96		1:19.722	96		1:19.622	96		1:19.527	96		1:18.434	96		1:19.055
51	0.974	1:19.187	51	0.393	1:19.041	51	0.225	1:19.359	51	0.156	1:18.365	51	0.159	1:19.058
89	5.774	1:20.704	89	7.511	1:21.359	89	7.922	1:19.938	89	8.222	1:18.734	89	8.266	1:19.099
21	6.490	1:21.126	21	7.963	1:21.095	21	9.015	1:20.579	21	11.013	1:20.432	21	12.621	1:20.663
33	7.628	1:21.816	33	10.323	1:22.317	33	13.283	1:22.487	33	15.825	1:20.976	33	17.307	1:20.537
55	12.905	1:22.093	11	1 LAP	1:35.739	55	15.280	1:19.916	55	16.566	1:19.720	55	18.075	1:20.564
3	13.903	1:22.213	55	14.891	1:21.608	3	16.012	1:19.892	3	16.988	1:19.410	3	18.200	1:20.267
22	14.311	1:22.021	3	15.647	1:21.366	22	18.957	1:22.000	22	21.615	1:21.092	22	23.983	1:21.423
30	14.957	1:22.159	22	16.484	1:21.795	30	19.499	1:22.272	30	22.154	1:21.089	30	24.099	1:21.000
20	21.601	1:22.606	30	16.754	1:21.419	20	26.348	1:21.986	35	30.407	1:22.113	35	32.200	1:20.848
35	22.444	1:22.827	20	23.889	1:21.910	35	26.728	1:21.943	20	30.672	1:22.758	37	33.981	1:21.563
37	26.329	1:22.250	35	24.312	1:21.490	11	1 LAP	1:36.003	37	31.473	1:20.563	20	33.981	1:22.364
92	26.728	1:24.016	37	27.997	1:21.290	37	29.344	1:20.874	92	37.317	1:23.716	92	43.841	1:25.579
14	31.217	1:23.979	92	29.268	1:22.162	92	32.035	1:22.294	14	43.354	1:23.817	14	46.735	1:22.436
72	33.017	1:22.754	14	35.029	1:23.434	14	37.971	1:22.469	72	43.808	1:23.937	72	47.775	1:23.022
69	38.791	1:27.238	72	35.712	1:22.317	72	38.305	1:22.120	11	1 LAP	1:36.061	11	1 LAP	1:28.982
12	40.921	1:25.303	69	44.135	1:24.966	69	49.839	1:25.231	69	55.201	1:23.796	12	59.903	1:23.587
38	42.830	1:25.715	12	46.073	1:24.774	12	50.473	1:23.927	12	55.371	1:23.332	69	1:04.266	1:28.120
			38	48.544	1:25.336	38	53.561	1:24.544	38	59.937	1:24.810	38	1:05.358	1:24.476

# Matador Tyres Radical BiDuro Championship

## LAP CHART - RACE 5

(contd.)

Lap 11			Lap 12			Lap 13			Lap 14			Lap 15		
No	Behind	Laptime	No	Behind	Laptime	No	Behind	Laptime	No	Behind	Laptime	No	Behind	Laptime
96		1:18.723	51		1:18.115	51		1:18.929	51		1:18.051			
51	0.088	1:18.652	96	1.682	1:19.885	38	1 LAP	1:25.700	96	3.086	1:19.436			
89	7.944	1:18.401	89	7.744	1:18.003	96	1.701	1:18.948	38	1 LAP	1:23.217			
33	19.324	1:20.740	33	22.228	1:21.107	69	1 LAP	1:26.625	89	8.240	1:19.303			
55	20.783	1:21.431	3	22.483	1:19.409	89	6.988	1:18.173	69	1 LAP	1:26.062			
3	21.277	1:21.800	55	23.063	1:20.483	11	2 LAPS	1:34.341	11	2 LAPS	1:31.862			
30	28.578	1:23.202	30	30.558	1:20.183	33	24.151	1:20.852	3	27.526	1:20.768			
35	35.088	1:21.611	35	37.273	1:20.388	3	24.809	1:21.255	55	27.922	1:20.716			
37	36.121	1:20.863	37	37.592	1:19.674	55	25.257	1:21.123	33	35.921	1:29.821			
20	39.072	1:23.814	20	43.863	1:22.994	30	32.498	1:20.869	30	36.524	1:22.077			
22	41.933	1:36.673	22	44.704	1:20.974	35	38.441	1:20.097	35	40.000	1:19.610			
92	47.656	1:22.538	92	51.955	1:22.502	37	38.919	1:20.256	37	40.493	1:19.625			
14	50.762	1:22.750	14	53.848	1:21.289	20	46.382	1:21.448	20	48.703	1:20.372			
72	51.127	1:22.075	72	53.942	1:21.018	22	46.665	1:20.890	22	49.106	1:20.492			
12	1:04.167	1:22.987	12	1:08.502	1:22.538	92	55.854	1:22.828	92	59.703	1:21.900			
11	1 LAP	1:32.867				14	58.110	1:23.191	72	1:01.963	1:21.275			
69	1:12.348	1:26.805				72	58.739	1:23.726	14	1:03.365	1:23.306			
38	1:12.817	1:26.182				12	1:12.582	1:23.009	12	1:18.572	1:24.041			

# Matador Tyres Radical BiDuro Championship

## LAP CHART - RACE 5

Lap 1			Lap 2			Lap 3			Lap 4			Lap 5		
No	Behind	Laptime	No	Behind	Laptime	No	Behind	Laptime	No	Behind	Laptime	No	Behind	Laptime
89		1:30.526	21		1:22.036	96		1:21.658	96		1:21.037	96		1:20.570
51	0.245	1:30.771	96	0.754	1:22.884	21	0.930	1:23.342	51	1.855	1:21.455	51	1.509	1:20.224
96	0.336	1:30.862	51	1.044	1:23.265	51	1.437	1:22.805	21	2.853	1:22.960	89	4.792	1:22.431
21	0.430	1:30.956	89	1.905	1:24.371	89	1.804	1:22.311	89	2.931	1:22.164	21	5.086	1:22.803
33	1.123	1:31.649	33	2.289	1:23.632	33	2.639	1:22.762	33	3.791	1:22.189	33	5.534	1:22.313
3	2.449	1:32.975	3	4.424	1:24.441	3	6.496	1:24.484	3	8.344	1:22.885	55	10.534	1:22.398
22	2.831	1:33.357	37	5.059	1:24.114	55	6.888	1:23.932	55	8.706	1:22.855	3	11.412	1:23.638
37	3.411	1:33.937	55	5.368	1:23.240	22	6.979	1:23.739	22	9.120	1:23.178	22	12.012	1:23.462
14	4.098	1:34.624	22	5.652	1:25.287	30	9.300	1:23.976	30	10.379	1:22.116	30	12.520	1:22.711
55	4.594	1:35.120	30	7.736	1:24.770	37	11.537	1:28.890	37	13.226	1:22.726	20	18.717	1:24.058
30	5.432	1:35.958	14	7.781	1:26.149	20	12.088	1:26.295	92	15.229	1:23.783	35	19.339	1:23.287
20	6.033	1:36.559	20	8.205	1:24.638	92	12.483	1:24.730	20	15.229	1:24.178	92	22.434	1:27.775
92	7.257	1:37.783	92	10.165	1:25.374	35	13.551	1:23.503	35	16.622	1:24.108	37	23.801	1:31.145
72	8.206	1:38.732	35	12.460	1:25.709	14	17.988	1:32.619	14	23.082	1:26.131	14	26.960	1:24.448
12	9.158	1:39.684	69	16.423	1:28.713	69	20.038	1:26.027	69	25.609	1:26.608	72	29.985	1:24.554
35	9.217	1:39.743	12	16.697	1:30.005	72	22.643	1:27.078	72	26.001	1:24.395	69	31.275	1:26.236
69	10.176	1:40.702	38	17.204	1:28.884	12	23.257	1:28.972	12	29.506	1:27.286	12	35.340	1:26.404
38	10.786	1:41.312	72	17.977	1:32.237	38	24.129	1:29.337	38	30.473	1:27.381	38	36.837	1:26.934
11	28.258	1:58.784	11	42.387	1:36.595	11	54.392	1:34.417	11	1:05.289	1:31.934	11	1:15.819	1:31.100

# Matador Tyres Radical BiDuro Championship

## LAP CHART - RACE 5

(contd.)

Lap 6			Lap 7			Lap 8			Lap 9			Lap 10		
No	Behind	Laptime	No	Behind	Laptime	No	Behind	Laptime	No	Behind	Laptime	No	Behind	Laptime
96		1:19.722	96		1:19.622	96		1:19.527	96		1:18.434	96		1:19.055
51	0.974	1:19.187	51	0.393	1:19.041	51	0.225	1:19.359	51	0.156	1:18.365	51	0.159	1:19.058
89	5.774	1:20.704	89	7.511	1:21.359	89	7.922	1:19.938	89	8.222	1:18.734	89	8.266	1:19.099
21	6.490	1:21.126	21	7.963	1:21.095	21	9.015	1:20.579	21	11.013	1:20.432	21	12.621	1:20.663
33	7.628	1:21.816	33	10.323	1:22.317	33	13.283	1:22.487	33	15.825	1:20.976	33	17.307	1:20.537
55	12.905	1:22.093	11	1 LAP	1:35.739	55	15.280	1:19.916	55	16.566	1:19.720	55	18.075	1:20.564
3	13.903	1:22.213	55	14.891	1:21.608	3	16.012	1:19.892	3	16.988	1:19.410	3	18.200	1:20.267
22	14.311	1:22.021	3	15.647	1:21.366	22	18.957	1:22.000	22	21.615	1:21.092	22	23.983	1:21.423
30	14.957	1:22.159	22	16.484	1:21.795	30	19.499	1:22.272	30	22.154	1:21.089	30	24.099	1:21.000
20	21.601	1:22.606	30	16.754	1:21.419	20	26.348	1:21.986	35	30.407	1:22.113	35	32.200	1:20.848
35	22.444	1:22.827	20	23.889	1:21.910	35	26.728	1:21.943	20	30.672	1:22.758	37	33.981	1:21.563
37	26.329	1:22.250	35	24.312	1:21.490	11	1 LAP	1:36.003	37	31.473	1:20.563	20	33.981	1:22.364
92	26.728	1:24.016	37	27.997	1:21.290	37	29.344	1:20.874	92	37.317	1:23.716	92	43.841	1:25.579
14	31.217	1:23.979	92	29.268	1:22.162	92	32.035	1:22.294	14	43.354	1:23.817	14	46.735	1:22.436
72	33.017	1:22.754	14	35.029	1:23.434	14	37.971	1:22.469	72	43.808	1:23.937	72	47.775	1:23.022
69	38.791	1:27.238	72	35.712	1:22.317	72	38.305	1:22.120	11	1 LAP	1:36.061	11	1 LAP	1:28.982
12	40.921	1:25.303	69	44.135	1:24.966	69	49.839	1:25.231	69	55.201	1:23.796	12	59.903	1:23.587
38	42.830	1:25.715	12	46.073	1:24.774	12	50.473	1:23.927	12	55.371	1:23.332	69	1:04.266	1:28.120
			38	48.544	1:25.336	38	53.561	1:24.544	38	59.937	1:24.810	38	1:05.358	1:24.476

# Matador Tyres Radical BiDuro Championship

## LAP CHART - RACE 5

(contd.)

Lap 11			Lap 12			Lap 13			Lap 14			Lap 15		
No	Behind	Laptime	No	Behind	Laptime	No	Behind	Laptime	No	Behind	Laptime	No	Behind	Laptime
96		1:18.723	51		1:18.115	51		1:18.929	51		1:18.051			
51	0.088	1:18.652	96	1.682	1:19.885	38	1 LAP	1:25.700	96	3.086	1:19.436			
89	7.944	1:18.401	89	7.744	1:18.003	96	1.701	1:18.948	38	1 LAP	1:23.217			
33	19.324	1:20.740	33	22.228	1:21.107	69	1 LAP	1:26.625	89	8.240	1:19.303			
55	20.783	1:21.431	3	22.483	1:19.409	89	6.988	1:18.173	69	1 LAP	1:26.062			
3	21.277	1:21.800	55	23.063	1:20.483	11	2 LAPS	1:34.341	11	2 LAPS	1:31.862			
30	28.578	1:23.202	30	30.558	1:20.183	33	24.151	1:20.852	3	27.526	1:20.768			
35	35.088	1:21.611	35	37.273	1:20.388	3	24.809	1:21.255	55	27.922	1:20.716			
37	36.121	1:20.863	37	37.592	1:19.674	55	25.257	1:21.123	33	35.921	1:29.821			
20	39.072	1:23.814	20	43.863	1:22.994	30	32.498	1:20.869	30	36.524	1:22.077			
22	41.933	1:36.673	22	44.704	1:20.974	35	38.441	1:20.097	35	40.000	1:19.610			
92	47.656	1:22.538	92	51.955	1:22.502	37	38.919	1:20.256	37	40.493	1:19.625			
14	50.762	1:22.750	14	53.848	1:21.289	20	46.382	1:21.448	20	48.703	1:20.372			
72	51.127	1:22.075	72	53.942	1:21.018	22	46.665	1:20.890	22	49.106	1:20.492			
12	1:04.167	1:22.987	12	1:08.502	1:22.538	92	55.854	1:22.828	92	59.703	1:21.900			
11	1 LAP	1:32.867				14	58.110	1:23.191	72	1:01.963	1:21.275			
69	1:12.348	1:26.805				72	58.739	1:23.726	14	1:03.365	1:23.306			
38	1:12.817	1:26.182				12	1:12.582	1:23.009	12	1:18.572	1:24.041			

# Fiesta Championship

## QUALIFYING - RACE 8

POS	NO	CL	DRIVER	NAT	CAR	TIME	LAPS	GAP	MPH
1	3	A	David ABBOTT		Ford Fiesta Si	1:33.656	10		75.03
2	61	A	Peter DANIELS		Ford Fiesta Si	1:35.390	7	1.734	73.66
3	1	B	Terence CLARK		Ford Fiesta Zetec	1:35.477	10	1.821	73.60
4	21	A	Richard CASEY		Ford Fiesta Si	1:36.644	9	2.988	72.71
5	44	A	Andy NEATE		Ford Fiesta Si	1:36.976	9	3.320	72.46
6	63	A	Simon COPE		Ford Fiesta Si	1:37.429	9	3.773	72.12
7	2	A	Barry EDWARDS		Ford Fiesta Si	1:37.434	9	3.778	72.12
8	17	B	Keith CHAPMAN		Ford Fiesta Zetec	1:37.765	8	4.109	71.87
9	5	A	AI DALY		Ford Fiesta Si	1:37.801	9	4.145	71.85
10	10	A	Brian ROPER		Ford Fiesta Si	1:37.920	9	4.264	71.76
11	15	B	Andrew TAYLOR		Ford Fiesta Zetec	1:37.960	9	4.304	71.73
12	16	A	Tim BENNETT		Ford Fiesta Si	1:38.229	9	4.573	71.53
13	0	A	Roger MAHONEY		Ford Fiesta Si	1:38.446	9	4.790	71.38
14	23	B	Simon LAY		Ford Fiesta Zetec	1:39.906	9	6.250	70.33
15	7	B	Matthew EAGLAND		Ford Fiesta Zetec	1:40.470	9	6.814	69.94
16	9	A	Rob PRYKE		Fiesta Si	1:40.961	9	7.305	69.60
17	19	B	Chris ROBINSON		Ford Fiesta Zetec	1:41.729	9	8.073	69.07
18	28	B	John JONES		Ford Fiesta Zetec	1:43.445	9	9.789	67.93
19	77	A	Antony STYLES		Ford Fiesta Si	1:44.100	8	10.444	67.50
20	22	B	Daniel ROSE		Ford Fiesta Zetec	1:45.020	8	11.364	66.91
21	4	B	Brian CRABB		Ford Fiesta Zetec	1:48.114	7	14.458	64.99

Weather / Track : Sunny / Dry  
 These results are provisional until the conclusion of any judicial and technical matters.

Snetterton  
 Circuit Length = 1.9520 miles.  
 Start: 09:45 End: 10:00

Clerk of Course:	Timekeeper:
------------------	-------------

# Fiesta Championship

## LAP ANALYSIS - QUALIFYING - RACE 8

<b>0</b>	<b>Roger MAHONEY</b>	Ford Fiesta Si
1 - X:00.000	6 - 1:39.747	
2 - 2:20.766	7 - <b>1:38.446</b>	
3 - 1:43.712	8 - 1:41.875	
4 - 1:41.516	9 - 1:39.956	
5 - 1:40.675		
<b>1</b>	<b>Terence CLARK</b>	Ford Fiesta Zetec
1 - X:00.000	6 - 1:36.461	
2 - 1:37.300	7 - <b>1:35.477</b>	
3 - 1:37.765	8 - 1:35.541	
4 - 1:37.764	9 - 1:36.667	
5 - 1:37.356	10 - 1:36.073	
<b>2</b>	<b>Barry EDWARDS</b>	Ford Fiesta Si
1 - X:00.000	6 - 1:39.682	
2 - 1:45.696	7 - 1:38.733	
3 - 1:43.997	8 - 1:39.305	
4 - 1:43.090	9 - <b>1:37.434</b>	
5 - 1:41.481		
<b>3</b>	<b>David ABBOTT</b>	Ford Fiesta Si
1 - X:00.000	6 - 1:42.736	
2 - 1:35.705	7 - <b>1:33.656</b>	
3 - 1:35.482	8 - 1:48.893	
4 - 1:34.516	9 - 1:44.453	
5 - 1:34.057	10 - 1:34.728	
<b>4</b>	<b>Brian CRABB</b>	Ford Fiesta Zetec
1 - X:00.000	6 - 1:48.185	
2 - 1:53.697	7 - <b>1:48.114</b>	
3 - 1:52.271		
4 - 1:49.542		
5 - 1:49.819		
<b>5</b>	<b>AI DALY</b>	Ford Fiesta Si
1 - X:00.000	6 - 1:39.776	
2 - 1:40.330	7 - 1:39.426	
3 - 1:43.391	8 - <b>1:37.801</b>	
4 - 1:40.428	9 - 1:38.403	
5 - 1:39.137		
<b>7</b>	<b>Matthew EAGLAND</b>	Ford Fiesta Zetec
1 - X:00.000	6 - 1:40.944	
2 - 1:46.085	7 - 1:41.065	
3 - 1:43.274	8 - 1:44.181	
4 - 1:42.411	9 - <b>1:40.470</b>	
5 - 1:43.145		

# Fiesta Championship

## LAP ANALYSIS - QUALIFYING - RACE 8

(contd.)

<b>9</b>	<b>Rob PRYKE</b>	Fiesta Si
1 - X:00.000	6 - 1:43.376	
2 - 1:46.652	7 - 1:43.081	
3 - 1:48.055	8 - 1:41.366	
4 - 1:47.467	9 - <b>1:40.961</b>	
5 - 1:46.401		
<b>10</b>	<b>Brian ROPER</b>	Ford Fiesta Si
1 - X:00.000	6 - 1:40.443	
2 - 1:44.064	7 - 1:39.767	
3 - 1:43.757	8 - 1:39.224	
4 - 1:40.350	9 - <b>1:37.920</b>	
5 - 1:49.272		
<b>15</b>	<b>Andrew TAYLOR</b>	Ford Fiesta Zetec
1 - X:00.000	6 - 1:38.777	
2 - 1:47.547	7 - 1:39.521	
3 - 1:47.548	8 - 1:38.602	
4 - 1:41.133	9 - <b>1:37.960</b>	
5 - 1:39.625		
<b>16</b>	<b>Tim BENNETT</b>	Ford Fiesta Si
1 - X:00.000	6 - 1:39.204	
2 - 1:43.049	7 - 1:39.574	
3 - 1:38.524	8 - <b>1:38.229</b>	
4 - 1:38.666	9 - 1:39.235	
5 - 1:38.289		
<b>17</b>	<b>Keith CHAPMAN</b>	Ford Fiesta Zetec
1 - X:00.000	6 - 1:44.248	
2 - 1:45.644	7 - <b>1:37.765</b>	
3 - 1:45.734	8 - 1:38.851	
4 - 1:37.798		
5 - 1:38.126		
<b>19</b>	<b>Chris ROBINSON</b>	Ford Fiesta Zetec
1 - X:00.000	6 - 1:42.906	
2 - 1:47.984	7 - 1:42.576	
3 - 1:46.685	8 - <b>1:41.729</b>	
4 - 1:45.050	9 - 1:42.452	
5 - 1:43.422		
<b>21</b>	<b>Richard CASEY</b>	Ford Fiesta Si
1 - X:00.000	6 - 1:37.949	
2 - 1:40.745	7 - 1:37.581	
3 - 1:56.407	8 - <b>1:36.644</b>	
4 - 1:39.295	9 - 1:37.267	
5 - 1:38.784		

# Fiesta Championship

## LAP ANALYSIS - QUALIFYING - RACE 8


(contd.)

<b>22</b>	<b>Daniel ROSE</b>	Ford Fiesta Zetec
1 - X:00.000	6 - 1:45.338	
2 - 1:51.600	7 - 1:46.055	
3 - 1:46.237	8 - <b>1:45.020</b>	
4 - 2:57.526P		
5 - 1:46.306		
<b>23</b>	<b>Simon LAY</b>	Ford Fiesta Zetec
1 - X:00.000	6 - 1:40.815	
2 - 1:50.077	7 - 1:46.145	
3 - 1:46.208	8 - 1:41.401	
4 - 1:44.742	9 - <b>1:39.906</b>	
5 - 2:11.012		
<b>28</b>	<b>John JONES</b>	Ford Fiesta Zetec
1 - X:00.000	6 - 1:46.622	
2 - 1:52.518	7 - 1:44.216	
3 - 1:57.943	8 - <b>1:43.445</b>	
4 - 1:48.157	9 - 1:44.949	
5 - 1:48.067		
<b>44</b>	<b>Andy NEATE</b>	Ford Fiesta Si
1 - X:00.000	6 - 1:38.603	
2 - 1:42.850	7 - 1:38.301	
3 - 1:47.592	8 - <b>1:36.976</b>	
4 - 1:38.650	9 - 1:48.637	
5 - 1:38.538		
<b>61</b>	<b>Peter DANIELS</b>	Ford Fiesta Si
1 - X:00.000	6 - <b>1:35.390</b>	
2 - 1:46.765	7 - 1:36.762	
3 - 1:46.470		
4 - 1:44.595		
5 - 5:40.867		
<b>63</b>	<b>Simon COPE</b>	Ford Fiesta Si
1 - X:00.000	6 - 1:38.640	
2 - 1:45.636	7 - 1:38.781	
3 - 1:41.163	8 - <b>1:37.429</b>	
4 - 1:50.467	9 - 1:38.187	
5 - 1:40.223		
<b>77</b>	<b>Antony STYLES</b>	Ford Fiesta Si
1 - X:00.000	6 - 2:23.374	
2 - 1:53.297	7 - 1:46.009	
3 - 1:51.245	8 - <b>1:44.100</b>	
4 - 1:48.996		
5 - 2:21.059		

# Fiesta Championship

## GRID - RACE 8

ROW 11	1:48.114 4 CRABB	
ROW 10	1:44.100 77 STYLES	1:45.020 22 ROSE
ROW 9	1:41.729 19 ROBINSON	1:43.445 28 JONES
ROW 8	1:40.470 7 EAGLAND	1:40.961 9 PRYKE
ROW 7	1:38.446 0 MAHONEY	1:39.906 23 LAY
ROW 6	1:37.960 15 TAYLOR	1:38.229 16 BENNETT
ROW 5	1:37.801 5 DALY	1:37.920 10 ROPER
ROW 4	1:37.434 2 EDWARDS	1:37.765 17 CHAPMAN
ROW 3	1:36.976 44 NEATE	1:37.429 63 COPE
ROW 2	1:35.477 1 CLARK	1:36.644 21 CASEY
ROW 1	1:33.656 3 ABBOTT	1:35.390 61 DANIELS
<b>POLE</b>		



Weather / Track : Sunny / Dry  
 These results are provisional until the conclusion of any judicial and technical matters.

Snetterton  
 Circuit Length = 1.9520 miles.  
 Start: 09:45 End: 10:00

Clerk of Course:	Timekeeper:
------------------	-------------

# Dees.co.uk Ford Fiesta Challenge

## RACE CLASSIFICATION - RACE 8

POS	NO	CL	DRIVER	NAT	CAR	TIME	LAPS	GAP	MPH	BEST
1	21	A	Richard CASEY		Ford Fiesta Si	20:22.346	14		80.48	1:25.576
2	3	A	David ABBOTT		Ford Fiesta Si	20:22.626	14	0.280	80.46	1:25.663
3	10	A	Brian ROPER		Ford Fiesta Si	20:26.088	14	3.742	80.24	1:26.241
4	61	A	Peter DANIELS		Ford Fiesta Si	20:34.876	14	12.530	79.66	1:26.548
5	44	A	Andy NEATE		Ford Fiesta Si	20:42.021	14	19.675	79.21	1:26.680
6	16	A	Tim BENNETT		Ford Fiesta Si	20:59.656	14	37.310	78.10	1:28.440
7	5	A	AI DALY		Ford Fiesta Si	21:00.213	14	37.867	78.06	1:28.455
8	2	A	Barry EDWARDS		Ford Fiesta Si	21:02.796	14	40.450	77.90	1:28.282
9	63	A	Simon COPE		Ford Fiesta Si	21:13.799	14	51.453	77.23	1:28.474
10	1	B	Terence CLARK		Ford Fiesta Zetec	21:17.794	14	55.448	76.99	1:29.828
11	0	A	Roger MAHONEY		Ford Fiesta Si	21:19.134	14	56.788	76.91	1:27.982
12	17	B	Keith CHAPMAN		Ford Fiesta Zetec	21:26.005	14	1:03.659	76.50	1:30.384
13	15	B	Andrew TAYLOR		Ford Fiesta Zetec	21:39.685	14	1:17.339	75.69	1:31.268
14	9	A	Rob PRYKE		Fiesta Si	21:43.613	14	1:21.267	75.46	1:29.838
15	22	B	Daniel ROSE		Ford Fiesta Zetec	21:46.108	14	1:23.762	75.32	1:30.620
16	7	B	Matthew EAGLAND		Ford Fiesta Zetec	21:46.349	14	1:24.003	75.31	1:30.520
17	23	B	Simon LAY		Ford Fiesta Zetec	21:47.123	14	1:24.777	75.26	1:30.627
18	4	B	Brian CRABB		Ford Fiesta Zetec	20:30.555	13	1 LAP	74.23	1:32.255
19	77	A	Antony STYLES		Ford Fiesta Si	20:49.975	13	1 LAP	73.08	1:31.982
20	28	B	John JONES		Ford Fiesta Zetec	20:52.196	13	1 LAP	72.95	1:32.457

### NOT CLASSIFIED

19	B	Chris ROBINSON		Ford Fiesta Zetec	11:16.420	7	D.N.F.	72.72	1:32.379
----	---	----------------	--	-------------------	-----------	---	--------	-------	----------

### FASTEST LAP

21	A	Richard CASEY		Ford Fiesta Si	1:25.576	11	82.11mph	132.15kph
1	B	Terence CLARK		Ford Fiesta Zetec	1:29.828	8	78.22mph	125.89kph

Weather / Track : Sunny / Dry  
 These results are provisional until the conclusion of any judicial and technical matters.

Snetterton  
 Circuit Length = 1.9520 miles.  
 Start: 13:13 End: 13:34

Clerk of Course:	Timekeeper:
------------------	-------------

# Dees.co.uk Ford Fiesta Challenge

## LAP CHART - RACE 8

Lap 1			Lap 2			Lap 3			Lap 4			Lap 5		
No	Behind	Laptime	No	Behind	Laptime	No	Behind	Laptime	No	Behind	Laptime	No	Behind	Laptime
3		1:34.341	3		1:27.854	3		1:26.620	3		1:26.524	3		1:27.070
61	1.051	1:35.392	21	0.829	1:27.118	21	0.836	1:26.627	21	0.947	1:26.635	21	0.299	1:26.422
21	1.565	1:35.906	61	1.377	1:28.180	61	2.427	1:27.670	61	3.009	1:27.106	61	3.030	1:27.091
10	3.569	1:37.910	10	3.910	1:28.195	10	3.793	1:26.503	10	3.610	1:26.341	10	3.284	1:26.744
63	3.833	1:38.174	44	5.333	1:28.242	44	5.451	1:26.738	44	5.607	1:26.680	44	6.405	1:27.868
44	4.945	1:39.286	63	6.928	1:30.949	63	10.204	1:29.896	16	13.570	1:29.763	63	16.487	1:29.928
16	5.509	1:39.850	16	7.852	1:30.197	16	10.331	1:29.099	63	13.629	1:29.949	16	17.026	1:30.526
5	6.968	1:41.309	5	9.097	1:29.983	5	12.183	1:29.706	5	15.398	1:29.739	5	17.796	1:29.468
2	7.799	1:42.140	1	11.129	1:31.050	1	14.358	1:29.849	1	17.844	1:30.010	1	20.914	1:30.140
1	7.933	1:42.274	17	12.508	1:31.764	17	16.272	1:30.384	17	20.300	1:30.552	2	22.723	1:28.559
17	8.598	1:42.939	2	15.227	1:35.282	2	18.951	1:30.344	2	21.234	1:28.807	17	23.820	1:30.590
9	10.148	1:44.489	15	16.789	1:33.274	15	21.593	1:31.424	15	26.616	1:31.547	15	30.842	1:31.296
15	11.369	1:45.710	9	17.289	1:34.995	23	24.800	1:33.967	9	31.350	1:32.323	9	37.064	1:32.784
23	11.768	1:46.109	23	17.453	1:33.539	9	25.551	1:34.882	7	32.536	1:32.647	23	38.177	1:32.712
7	11.924	1:46.265	7	21.024	1:36.954	7	26.413	1:32.009	23	32.535	1:34.259	22	38.402	1:32.064
28	12.196	1:46.537	19	21.278	1:35.820	22	26.595	1:31.895	22	33.408	1:33.337	0	38.676	1:30.272
22	12.510	1:46.851	22	21.320	1:36.664	19	27.674	1:33.016	19	33.788	1:32.638	7	41.031	1:35.565
19	13.312	1:47.653	28	22.074	1:37.732	28	28.974	1:33.520	0	35.474	1:30.380	19	42.104	1:35.386
4	13.608	1:47.949	4	22.308	1:36.554	4	29.178	1:33.490	28	36.946	1:34.496	28	42.568	1:32.692
77	17.221	1:51.562	77	26.035	1:36.668	0	31.618	1:31.141	4	37.327	1:34.673	4	43.224	1:32.967
0	24.635	1:58.976	0	27.097	1:30.316	77	35.719	1:36.304	77	44.491	1:35.296	77	52.870	1:35.449

# Dees.co.uk Ford Fiesta Challenge

## LAP CHART - RACE 8

(contd.)

Lap 6			Lap 7			Lap 8			Lap 9			Lap 10		
No	Behind	Laptime	No	Behind	Laptime	No	Behind	Laptime	No	Behind	Laptime	No	Behind	Laptime
3		1:27.797	3		1:25.960	3		1:26.241	3		1:26.806	3		1:26.936
21	0.500	1:27.998	21	0.385	1:25.845	21	0.386	1:26.242	21	0.369	1:26.789	21	0.476	1:27.043
10	2.877	1:27.390	10	3.498	1:26.581	10	3.502	1:26.245	10	2.993	1:26.297	10	2.381	1:26.324
61	3.250	1:28.017	61	4.205	1:26.915	61	4.512	1:26.548	61	4.913	1:27.207	61	5.018	1:27.041
44	6.212	1:27.604	44	7.155	1:26.903	44	8.125	1:27.211	44	9.381	1:28.062	44	10.123	1:27.678
63	17.346	1:28.656	63	20.020	1:28.634	63	22.654	1:28.875	63	24.322	1:28.474	63	26.585	1:29.199
16	17.873	1:28.644	16	20.527	1:28.614	16	23.073	1:28.787	16	25.318	1:29.051	16	26.822	1:28.440
5	18.740	1:28.741	5	21.235	1:28.455	5	23.508	1:28.514	5	25.677	1:28.975	5	27.376	1:28.635
1	23.132	1:30.015	2	26.643	1:29.123	2	29.261	1:28.859	2	31.234	1:28.779	2	32.918	1:28.620
2	23.480	1:28.554	1	27.461	1:30.289	1	31.048	1:29.828	1	34.546	1:30.304	1	38.155	1:30.545
17	26.712	1:30.689	17	31.663	1:30.911	17	36.541	1:31.119	17	40.851	1:31.116	17	44.892	1:30.977
15	34.313	1:31.268	15	40.427	1:32.074	15	45.491	1:31.305	0	47.893	1:28.636	0	49.207	1:28.250
0	40.438	1:29.559	0	43.480	1:29.002	0	46.063	1:28.824	15	50.770	1:32.085	15	55.295	1:31.461
9	41.024	1:31.757	22	47.404	1:30.697	22	53.669	1:32.506	22	58.934	1:32.071	9	1:05.330	1:32.996
22	42.667	1:32.062	9	47.519	1:32.455	9	53.695	1:32.417	9	59.270	1:32.381	22	1:06.292	1:34.294
23	43.222	1:32.842	23	48.432	1:31.170	23	53.886	1:31.695	7	1:00.221	1:31.980	7	1:06.612	1:33.327
7	44.900	1:31.666	7	50.285	1:31.345	7	55.047	1:31.003	23	1:00.374	1:33.294	23	1:07.232	1:33.794
19	46.686	1:32.379	4	54.660	1:32.938	4	1:02.103	1:33.684	4	1:08.194	1:32.897	4	1:13.840	1:32.582
28	47.228	1:32.457	19	1:00.254	1:39.528	28	1:11.018	1:35.002	28	1:16.773	1:32.561	28	1:22.747	1:32.910
4	47.682	1:32.255	28	1:02.257	1:40.989	77	1:18.632	1:35.435	77	1:26.042	1:34.216			
77	59.468	1:34.395	77	1:09.438	1:35.930									

# Dees.co.uk Ford Fiesta Challenge

## LAP CHART - RACE 8

(contd.)

Lap 11			Lap 12			Lap 13			Lap 14			Lap 15		
No	Behind	Laptime	No	Behind	Laptime	No	Behind	Laptime	No	Behind	Laptime	No	Behind	Laptime
3		1:25.663	3		1:26.248	21		1:27.589	21		1:26.410			
21	0.389	1:25.576	21	0.287	1:26.146	3	0.200	1:28.076	3	0.280	1:26.490			
10	2.959	1:26.241	10	3.720	1:27.009	4	1 LAP	1:33.380	10	3.742	1:27.762			
61	7.604	1:28.249	61	9.511	1:28.155	10	2.390	1:26.546	4	1 LAP	1:33.799			
77	1 LAP	1:34.556	44	15.791	1:29.895	61	9.472	1:27.837	61	12.530	1:29.468			
44	12.144	1:27.684	28	1 LAP	1:46.090	44	15.705	1:27.790	44	19.675	1:30.380			
63	30.087	1:29.165	77	1 LAP	1:35.437	77	1 LAP	1:32.745	77	1 LAP	1:31.982			
16	30.214	1:29.055	16	32.758	1:28.792	28	1 LAP	1:34.259	28	1 LAP	1:32.951			
5	31.153	1:29.440	63	33.263	1:29.424	16	34.197	1:29.315	16	37.310	1:29.523			
2	35.724	1:28.469	5	33.620	1:28.715	5	35.331	1:29.587	5	37.867	1:28.946			
1	43.414	1:30.922	2	37.822	1:28.346	2	38.578	1:28.632	2	40.450	1:28.282			
17	50.239	1:31.010	1	48.163	1:30.997	63	44.081	1:38.694	63	51.453	1:33.782			
0	51.902	1:28.358	0	53.636	1:27.982	1	51.228	1:30.941	1	55.448	1:30.630			
15	1:01.386	1:31.754	17	55.139	1:31.148	0	53.852	1:28.092	0	56.788	1:29.346			
9	1:09.505	1:29.838	15	1:06.941	1:31.803	17	58.658	1:31.395	17	1:03.659	1:31.411			
22	1:11.249	1:30.620	9	1:14.155	1:30.898	15	1:11.075	1:32.010	15	1:17.339	1:32.674			
7	1:11.900	1:30.951	22	1:15.953	1:30.952	9	1:16.682	1:30.403	9	1:21.267	1:30.995			
23	1:12.605	1:31.036	7	1:16.172	1:30.520	22	1:19.072	1:30.995	22	1:23.762	1:31.100			
4	1:21.564	1:33.387	23	1:16.984	1:30.627	7	1:19.406	1:31.110	7	1:24.003	1:31.007			
						23	1:20.203	1:31.095	23	1:24.777	1:30.984			

# MGCC Actman Eyeware MG Midget Challenge

## QUALIFYING - RACE 10

POS	NO	CL	DRIVER	NAT	CAR	TIME	LAPS	GAP	MPH
1	35	A	Richard PERRY		MG Midget	1:35.979	9		73.21
2	32	A	Edward REEVE		MG Midget	1:39.465	9	3.486	70.65
3	62	B	William SMALLRIDGE		MG Midget	1:39.944	9	3.965	70.31
4	63	B	Mark TURNER		MG Midget	1:40.558	9	4.579	69.88
5	37	A	David WESTON		MG Midget	1:40.941	9	4.962	69.61
6	6	C	Dominic MOONEY		MG Midget	1:44.889	9	8.910	66.99
7	61	B	Gareth PENN		Austin Healey Sprite	1:44.958	2	8.979	66.95
8	4	C	Ian LANGFORD		MG Midget	1:45.952	9	9.973	66.32
9	43	A	Bernie BAXTER		Austin Healey Sprite	1:49.923	6	13.944	63.92
10	42	A	Graham SMEETON		Austin Healey Sprite	1:56.118	3	20.139	60.51

Weather / Track : Sunny / Dry  
 These results are provisional until the conclusion of any judicial and technical matters.

Snetterton  
 Circuit Length = 1.9520 miles.  
 Start: 10:05 End: 10:20

Clerk of Course:		Timekeeper:
------------------	--	-------------

## MGCC Actman Eyeware MG Midget Challenge

### LAP ANALYSIS - QUALIFYING - RACE 10

<b>4</b>	<b>Ian LANGFORD</b>	MG Midget
1 -	3:41.608	6 - 1:48.012
2 -	1:50.073	7 - 1:48.519
3 -	1:46.493	8 - 1:49.743
4 -	1:48.828	9 - <b>1:45.952</b>
5 -	1:46.087	
<b>6</b>	<b>Dominic MOONEY</b>	MG Midget
1 -	3:35.225	6 - 1:45.258
2 -	1:47.423	7 - 1:45.969
3 -	1:46.693	8 - 1:46.198
4 -	1:46.235	9 - 1:45.578
5 -	<b>1:44.889</b>	
<b>32</b>	<b>Edward REEVE</b>	MG Midget
1 -	3:55.450	6 - 1:39.894
2 -	1:45.488	7 - <b>1:39.465</b>
3 -	1:41.951	8 - 1:41.291
4 -	1:40.771	9 - 1:39.814
5 -	1:39.896	
<b>35</b>	<b>Richard PERRY</b>	MG Midget
1 -	3:29.324	6 - 1:37.174
2 -	1:38.684	7 - 1:36.969
3 -	1:37.465	8 - 1:36.954
4 -	1:37.701	9 - <b>1:35.979</b>
5 -	1:38.469	
<b>37</b>	<b>David WESTON</b>	MG Midget
1 -	3:56.012	6 - 1:59.583
2 -	1:46.134	7 - 1:42.856
3 -	1:42.076	8 - 1:43.563
4 -	1:42.460	9 - 1:41.946
5 -	<b>1:40.941</b>	
<b>42</b>	<b>Graham SMEETON</b>	Austin Healey Sprite
1 -	3:49.465	
2 -	2:04.900	
3 -	<b>1:56.118</b>	
<b>43</b>	<b>Bernie BAXTER</b>	Austin Healey Sprite
1 -	3:48.511	6 - <b>1:49.923</b>
2 -	1:51.398	
3 -	1:51.513	
4 -	2:05.377	
5 -	2:00.811	


# MGCC Actman Eyeware MG Midget Challenge

## LAP ANALYSIS - QUALIFYING - RACE 10

(contd.)

<b>61</b>	<b>Gareth PENN</b>	Austin Healey Sprite
1 - X:00.000 2 - <b>1:44.958</b>		
<b>62</b>	<b>William SMALLRIDGE</b>	MG Midget
1 - 3:37.675    6 - 1:40.669 2 - 1:41.537    7 - 1:40.742 3 - 1:40.970    8 - 1:41.135 4 - 1:40.173    9 - <b>1:39.944</b> 5 - 1:42.729		
<b>63</b>	<b>Mark TURNER</b>	MG Midget
1 - 3:41.385    6 - 1:42.105 2 - 1:45.508    7 - 1:40.800 3 - 1:52.201    8 - 1:42.164 4 - 1:44.516    9 - <b>1:40.558</b> 5 - 1:45.238		

**MGCC Actman Eyeware MG Midget Challenge  
GRID - RACE 10**

ROW 5	1:49.923 43 BAXTER	1:56.118 42 SMEETON
ROW 4	1:44.958 61 PENN	1:45.952 4 LANGFORD
ROW 3	1:40.941 37 WESTON	1:44.889 6 MOONEY
ROW 2	1:39.944 62 SMALLRIDGE	1:40.558 63 TURNER
ROW 1	1:35.979 35 PERRY	1:39.465 32 REEVE
<b>POLE</b>		
		

**Weather / Track : Sunny / Dry**  
**These results are provisional until the conclusion of any judicial and technical matters.**

Snetterton  
 Circuit Length = 1.9520 miles.  
 Start: 10:05 End: 10:20

Clerk of Course:	Timekeeper:
------------------	-------------

# MGCC Actman Eyeware MG Midget Challenge

## RACE CLASSIFICATION - RACE 10

POS	NO	CL	DRIVER	NAT	CAR	TIME	LAPS	GAP	MPH	BEST
1	35	A	Richard PERRY		MG Midget	20:57.038	15		83.85	1:21.774
2	62	B	William SMALLRIDGE		MG Midget	21:20.929	15	23.891	82.29	1:23.611
3	32	A	Edward REEVE		MG Midget	21:29.769	15	32.731	81.72	1:24.031
4	63	B	Mark TURNER		MG Midget	21:54.241	15	57.203	80.20	1:24.379
5	6	C	Dominic MOONEY		MG Midget	21:54.881	14	1 LAP	74.82	1:30.969
6	43	A	Bernie BAXTER		Austin Healey Sprite	21:14.613	13	2 LAPS	71.67	1:35.793
7	42	A	Graham SMEETON		Austin Healey Sprite	21:22.903	13	2 LAPS	71.20	1:33.342
NOT CLASSIFIED										
4	C	Ian LANGFORD		MG Midget	18:35.099	12	D.N.F.	75.62	1:31.191	
61	B	Gareth PENN		Austin Healey Sprite	14:35.479	10	D.N.F.	80.26	1:25.070	
37	A	David WESTON		MG Midget	1:32.248	1	D.N.F.	76.17	1:32.248	
FASTEST LAP										
35	A	Richard PERRY		MG Midget	1:21.774	9	85.93mph	138.29kph		
62	B	William SMALLRIDGE		MG Midget	1:23.611	9	84.04mph	135.25kph		
6	C	Dominic MOONEY		MG Midget	1:30.969	8	77.24mph	124.31kph		

Weather / Track : Sunny / Dry  
 These results are provisional until the conclusion of any judicial and technical matters.

Snetterton  
 Circuit Length = 1.9520 miles.  
 Start: 14:50 End: 15:10

Clerk of Course:	Timekeeper:
------------------	-------------

# MGCC Actman Eyeware MG Midget Challenge

## LAP CHART - RACE 10

Lap 1			Lap 2			Lap 3			Lap 4			Lap 5		
No	Behind	Laptime	No	Behind	Laptime	No	Behind	Laptime	No	Behind	Laptime	No	Behind	Laptime
35		1:28.828	35		1:22.759	35		1:22.665	35		1:22.756	35		1:22.529
32	3.312	1:32.140	32	7.429	1:26.876	32	10.301	1:25.537	32	13.109	1:25.564	32	15.108	1:24.528
37	3.420	1:32.248	63	9.201	1:26.934	63	11.411	1:24.875	63	13.902	1:25.247	63	15.821	1:24.448
62	4.054	1:32.882	62	9.660	1:28.365	61	13.095	1:25.715	61	15.409	1:25.070	62	16.985	1:23.972
61	4.343	1:33.171	61	10.045	1:28.461	62	13.837	1:26.842	62	15.542	1:24.461	61	18.214	1:25.334
63	5.026	1:33.854	6	24.073	1:35.378	6	34.244	1:32.836	4	45.498	1:33.903	4	54.385	1:31.416
6	11.454	1:40.282	4	24.648	1:34.814	4	34.351	1:32.368	6	45.783	1:34.295	6	55.008	1:31.754
4	12.593	1:41.421	43	28.739	1:36.811	43	43.193	1:37.119	43	56.963	1:36.526	43	1:11.166	1:36.732
43	14.687	1:43.515	42	46.778	1:37.660	42	1:00.956	1:36.843	42	1:17.425	1:39.225			
42	31.877	2:00.705												

# MGCC Actman Eyeware MG Midget Challenge

## LAP CHART - RACE 10

(contd.)

Lap 6			Lap 7			Lap 8			Lap 9			Lap 10		
No	Behind	Laptime	No	Behind	Laptime	No	Behind	Laptime	No	Behind	Laptime	No	Behind	Laptime
35		1:22.629	35		1:23.769	35		1:22.312	35		1:21.774	35		1:24.627
42	1 LAP	1:38.237	43	1 LAP	1:37.371	43	1 LAP	1:35.793	32	22.682	1:24.611	6	1 LAP	1:31.260
32	16.510	1:24.031	32	17.529	1:24.788	32	19.845	1:24.628	62	23.059	1:23.611	4	1 LAP	1:32.137
63	17.571	1:24.379	62	19.671	1:25.450	62	21.222	1:23.863	63	24.538	1:24.395	62	22.186	1:23.754
62	17.990	1:23.634	63	19.826	1:26.024	63	21.917	1:24.403	43	1 LAP	1:36.704	32	23.511	1:25.456
61	20.879	1:25.294	42	1 LAP	1:36.533	61	30.797	1:29.270	61	37.682	1:28.659	63	24.987	1:25.076
4	1:03.457	1:31.701	61	23.839	1:26.729	42	1 LAP	1:35.472	42	1 LAP	1:34.827	61	40.831	1:27.776
6	1:04.007	1:31.628	4	1:11.201	1:31.513	4	1:20.080	1:31.191				43	1 LAP	1:35.914
			6	1:11.919	1:31.681	6	1:20.576	1:30.969				42	1 LAP	1:35.050

# MGCC Actman Eyeware MG Midget Challenge

## LAP CHART - RACE 10

(contd.)

Lap 11			Lap 12			Lap 13			Lap 14			Lap 15		
No	Behind	Laptime	No	Behind	Laptime	No	Behind	Laptime	No	Behind	Laptime	No	Behind	Laptime
35		1:23.006	35		1:22.952	35		1:24.761	35		1:25.082	35		1:26.589
4	1 LAP	1:31.380	4	1 LAP	1:31.539	42	2 LAPS	1:41.013	43	2 LAPS	1:40.052	43	2 LAPS	1:40.913
6	1 LAP	1:32.219	6	1 LAP	1:31.453	62	24.603	1:24.938	42	2 LAPS	1:36.321	62	23.891	1:26.946
62	23.274	1:24.094	62	24.426	1:24.104	32	27.968	1:26.051	62	23.534	1:24.013	42	2 LAPS	1:37.675
32	25.262	1:24.757	32	26.678	1:24.368	4	1 LAP	1:31.716	32	29.398	1:26.512	32	32.731	1:29.922
63	27.201	1:25.220	63	29.724	1:25.475	6	1 LAP	1:31.672	6	1 LAP	1:45.552	63	57.203	1:30.192
43	1 LAP	1:36.028	43	1 LAP	1:41.135	63	30.161	1:25.198	63	53.600	1:48.521	6	1 LAP	1:33.902
42	1 LAP	1:33.342												

# Ford Saloon Car Challenge

## QUALIFYING - RACE 12

POS	NO	CL	DRIVER	NAT	CAR	TIME	LAPS	GAP	MPH
1	28	A	Malcolm WISE		Ford Escort Cosworth	1:28.862	10		79.08
2	19	A	Graham WAIT		Ford Sierra Cosworth	1:29.027	9	0.165	78.93
3	77	A	Irvine ANDERSON		Ford Escort Cosworth	1:29.791	9	0.929	78.26
4	5	A	Brian O'CONNOR		Ford Escort Cosworth RWD	1:30.064	9	1.202	78.02
5	9	D	Craig OWEN		Ford Sierra RS Cosworth	1:32.039	10	3.177	76.35
6	29	D	Nigel HUTTON		Ford Sierra Cosworth	1:32.396	10	3.534	76.05
7	11	A	Andrew KIRKLEY		Ford Sierra RS500	1:32.472	9	3.610	75.99
8	88	A	Steve MATTHIAS		Ford Escort Cosworth	1:33.344	9	4.482	75.28
9	62	B	Tim WATSON		Ford Fiesta XR2	1:33.552	9	4.690	75.11
10	33	A	Paul NEVILL		Ford Escort RS Cosworth	1:33.880	7	5.018	74.85
11	3	A	Brian LONG		Ford Sierra XR4i	1:33.918	10	5.056	74.82
12	23	A	Craig RAINER		Ford Escort Mk2	1:33.949	9	5.087	74.79
13	17	C	Oliver ALLEN		Ford Fiesta	1:34.025	9	5.163	74.73
14	69	A	Ashley BIRD		Ford Sierra XR4i	1:36.484	9	7.622	72.83
15	8	C	Chris LESTER		Ford Fiesta XR2	1:37.226	9	8.364	72.27
16	46	A	Mark SCOTT		Ford Focus	1:38.249	4	9.387	71.52
17	63	C	Nigel ENGLAND		Ford Fiesta	1:38.255	9	9.393	71.52
18	98	B	Richard WOODS		Ford Focus	1:38.599	9	9.737	71.27
19	26	C	Dominic RYAN		Fiesta XR2	1:38.831	8	9.969	71.10
20	20	B	Peter MILINOU		Ford MKII R2000 X Pack	1:39.176	9	10.314	70.85
21	48	C	Barry OBEY		Ford Fiesta Mk3	1:39.431	9	10.569	70.67
22	4	C	Demetris NEOPHYTOU		Ford Fiesta Supersport	1:39.883	8	11.021	70.35
23	16	E	Simon GENT		Ford Fiesta XR2i	1:40.575	9	11.713	69.87
24	25	E	Trevor LADD		Ford Fiesta XR2	1:42.388	8	13.526	68.63
25	15	E	Steve HORNER		Ford Fiesta XR2i	1:44.278	8	15.416	67.38
26	96	A	Sian SHORE		Ford Focus	1:46.752	8	17.890	65.82
27	24	C	Richard MOY		Ford Fiesta XR2	1:49.404	8	20.542	64.23
28	50	E	Alan WILLETT		Ford Fiesta XR2i	1:50.483	8	21.621	63.60
29	57	D	Alistair GOULD		Ford Fiesta XR2i	1:52.089	8	23.227	62.69
30	18	E	Lindsay HUTTON		Ford Fiesta XR2i	1:54.086	8	25.224	61.59

Weather / Track : Cloudy / Damp

These results are provisional until the conclusion of any judicial and technical matters.

Snetterton  
Circuit Length = 1.9520 miles.  
Start: 10:25 End: 10:41

Clerk of Course:	Timekeeper:
------------------	-------------

## Ford Saloon Car Challenge

### LAP ANALYSIS - QUALIFYING - RACE 12

<b>3</b>	<b>Brian LONG</b>	Ford Sierra XR4i
1 -	4:45.565	6 - 1:40.664
2 -	1:40.067	7 - 1:36.475
3 -	1:39.461	8 - <b>1:33.918</b>
4 -	1:38.637	9 - 1:34.122
5 -	1:40.535	10 - 1:35.360
<b>4</b>	<b>Demetris NEOPHYTOU</b>	Ford Fiesta Supersport
1 -	6:08.367	6 - <b>1:39.883</b>
2 -	1:43.324	7 - 1:40.113
3 -	1:46.417	8 - 1:43.191
4 -	1:42.587	
5 -	1:42.947	
<b>5</b>	<b>Brian O'CONNOR</b>	Ford Escort Cosworth RWD
1 -	5:52.836	6 - 1:32.305
2 -	1:45.196	7 - 1:31.559
3 -	1:36.903	8 - 1:33.186
4 -	1:36.123	9 - <b>1:30.064</b>
5 -	1:33.847	
<b>8</b>	<b>Chris LESTER</b>	Ford Fiesta XR2
1 -	5:06.390	6 - 1:37.972
2 -	1:47.036	7 - 1:40.334
3 -	1:42.819	8 - 1:40.347
4 -	1:40.115	9 - <b>1:37.226</b>
5 -	1:38.287	
<b>9</b>	<b>Craig OWEN</b>	Ford Sierra RS Cosworth
1 -	5:01.987	6 - 1:37.291
2 -	1:39.280	7 - 1:34.758
3 -	1:36.451	8 - 1:34.653
4 -	1:35.373	9 - <b>1:32.039</b>
5 -	1:35.116	10 - 1:34.325
<b>11</b>	<b>Andrew KIRKLEY</b>	Ford Sierra RS500
1 -	5:44.808	6 - 1:33.205
2 -	1:47.759	7 - 1:33.420
3 -	1:37.484	8 - 1:36.019
4 -	1:35.906	9 - <b>1:32.472</b>
5 -	1:34.598	
<b>15</b>	<b>Steve HORNER</b>	Ford Fiesta XR2i
1 -	5:57.654	6 - 1:47.172
2 -	1:50.116	7 - 1:46.977
3 -	1:51.262	8 - <b>1:44.278</b>
4 -	2:00.143	
5 -	1:47.378	

# Ford Saloon Car Challenge

## LAP ANALYSIS - QUALIFYING - RACE 12

(contd.)

<b>16</b>	<b>Simon GENT</b>	Ford Fiesta XR2i
1 -	5:36.246	6 - 1:40.601
2 -	1:44.963	7 - <b>1:40.575</b>
3 -	1:44.083	8 - 1:41.683
4 -	1:40.706	9 - 1:40.884
5 -	1:42.223	
<b>17</b>	<b>Oliver ALLEN</b>	Ford Fiesta
1 -	5:33.994	6 - 1:34.247
2 -	1:36.507	7 - 1:36.939
3 -	1:35.198	8 - 1:34.172
4 -	1:34.996	9 - <b>1:34.025</b>
5 -	1:38.028	
<b>18</b>	<b>Lindsay HUTTON</b>	Ford Fiesta XR2i
1 -	5:11.939	6 - 1:58.013
2 -	2:00.081	7 - <b>1:54.086</b>
3 -	1:58.391	8 - 1:55.024
4 -	2:00.025	
5 -	2:00.828	
<b>19</b>	<b>Graham WAIT</b>	Ford Sierra Cosworth
1 -	6:00.328	6 - 1:29.430
2 -	1:39.120	7 - 1:31.766
3 -	1:31.546	8 - <b>1:29.027</b>
4 -	1:31.046	9 - 1:31.682
5 -	1:29.812	
<b>20</b>	<b>Peter MILINOU</b>	Ford MKII R2000 X Pack
1 -	5:47.839	6 - 1:40.716
2 -	1:52.003	7 - <b>1:39.176</b>
3 -	1:47.134	8 - 1:40.318
4 -	1:44.984	9 - 1:46.328
5 -	1:42.678	
<b>23</b>	<b>Craig RAINER</b>	Ford Escort Mk2
1 -	5:43.786	6 - 1:38.761
2 -	1:48.119	7 - 1:37.399
3 -	1:37.791	8 - <b>1:33.949</b>
4 -	1:38.691	9 - 1:36.797
5 -	1:36.518	
<b>24</b>	<b>Richard MOY</b>	Ford Fiesta XR2
1 -	5:39.480	6 - 2:11.299
2 -	1:59.088	7 - 1:52.084
3 -	1:52.360	8 - <b>1:49.404</b>
4 -	1:50.426	
5 -	1:50.338	

# Ford Saloon Car Challenge

## LAP ANALYSIS - QUALIFYING - RACE 12

(contd.)

<b>25</b>	<b>Trevor LADD</b>	Ford Fiesta XR2
1 -	5:48.039	6 - 1:43.338
2 -	1:53.925	7 - <b>1:42.388</b>
3 -	1:49.949	8 - 1:44.575
4 -	1:47.477	
5 -	1:46.881	
<b>26</b>	<b>Dominic RYAN</b>	Fiesta XR2
1 -	5:50.437	6 - 1:44.953
2 -	1:52.975	7 - <b>1:38.831</b>
3 -	1:54.029	8 - 1:42.056
4 -	1:47.731	
5 -	1:47.870	
<b>28</b>	<b>Malcolm WISE</b>	Ford Escort Cosworth
1 -	4:48.590	6 - 1:33.622
2 -	2:01.710	7 - 1:30.210
3 -	1:45.028	8 - 1:30.771
4 -	1:32.152	9 - <b>1:28.862</b>
5 -	1:31.217	10 - 1:34.382
<b>29</b>	<b>Nigel HUTTON</b>	Ford Sierra Cosworth
1 -	4:50.174	6 - 1:35.568
2 -	1:38.255	7 - 1:34.355
3 -	1:37.026	8 - <b>1:32.396</b>
4 -	1:36.369	9 - 1:35.454
5 -	1:38.648	10 - 1:33.221
<b>33</b>	<b>Paul NEVILL</b>	Ford Escort RS Cosworth
1 -	5:57.162	6 - 1:35.262
2 -	1:48.167	7 - <b>1:33.880</b>
3 -	1:39.163	
4 -	1:36.339	
5 -	1:34.452	
<b>46</b>	<b>Mark SCOTT</b>	Ford Focus
1 -	4:49.256	
2 -	1:51.407	
3 -	1:39.355	
4 -	<b>1:38.249</b>	
<b>48</b>	<b>Barry OBEY</b>	Ford Fiesta Mk3
1 -	5:41.709	6 - 1:40.359
2 -	1:48.476	7 - 1:40.265
3 -	1:43.118	8 - 1:41.236
4 -	1:41.982	9 - <b>1:39.431</b>
5 -	1:40.487	

# Ford Saloon Car Challenge

## LAP ANALYSIS - QUALIFYING - RACE 12

(contd.)

<b>50</b>	<b>Alan WILLETT</b>	Ford Fiesta XR2i
1 -	5:41.611	6 - 1:53.049
2 -	2:01.162	7 - 1:51.282
3 -	1:53.928	8 - 1:50.842
4 -	<b>1:50.483</b>	
5 -	2:01.597	
<b>57</b>	<b>Alistair GOULD</b>	Ford Fiesta XR2i
1 -	5:22.161	6 - 2:10.958
2 -	2:10.242	7 - 1:52.652
3 -	1:53.241	8 - 1:52.246
4 -	1:52.757	
5 -	<b>1:52.089</b>	
<b>62</b>	<b>Tim WATSON</b>	Ford Fiesta XR2
1 -	5:13.592	6 - 1:35.774
2 -	1:43.276	7 - 1:35.281
3 -	1:35.892	8 - <b>1:33.552</b>
4 -	1:37.187	9 - 1:34.058
5 -	1:36.029	
<b>63</b>	<b>Nigel ENGLAND</b>	Ford Fiesta
1 -	5:42.668	6 - 1:39.400
2 -	1:52.600	7 - <b>1:38.255</b>
3 -	1:44.147	8 - 1:38.310
4 -	1:42.201	9 - 1:40.845
5 -	1:40.940	
<b>69</b>	<b>Ashley BIRD</b>	Ford Sierra XR4i
1 -	4:48.918	6 - 1:40.924
2 -	1:44.872	7 - 1:42.404
3 -	1:40.852	8 - <b>1:36.484</b>
4 -	1:42.736	9 - 1:39.144
5 -	1:39.972	
<b>77</b>	<b>Irvine ANDERSON</b>	Ford Escort Cosworth
1 -	5:56.715	6 - 1:32.465
2 -	1:51.333	7 - 1:29.804
3 -	1:52.601	8 - <b>1:29.791</b>
4 -	1:34.348	9 - 1:32.222
5 -	1:33.357	
<b>88</b>	<b>Steve MATTHIAS</b>	Ford Escort Cosworth
1 -	5:04.590	6 - 1:36.401
2 -	1:46.314	7 - 1:37.163
3 -	1:41.543	8 - <b>1:33.344</b>
4 -	1:40.009	9 - 1:34.614
5 -	1:38.092	

# Ford Saloon Car Challenge


## LAP ANALYSIS - QUALIFYING - RACE 12

(contd.)

<b>96</b>	<b>Sian SHORE</b>	Ford Focus
1 - 5:40.682	6 - 2:38.004	
2 - 2:00.500	7 - <b>1:46.752</b>	
3 - 1:54.174	8 - 1:47.984	
4 - 1:49.142		
5 - 1:48.378		
<b>98</b>	<b>Richard WOODS</b>	Ford Focus
1 - 5:26.369	6 - 1:39.023	
2 - 1:43.008	7 - 1:44.558	
3 - 1:39.878	8 - 1:41.451	
4 - <b>1:38.599</b>	9 - 1:40.934	
5 - 1:40.266		

# Ford Saloon Car Challenge

## GRID - RACE 12

ROW 15	1:52.089 57 GOULD	1:54.086 18 HUTTON
ROW 14	1:49.404 24 MOY	1:50.483 50 WILLETT
ROW 13	1:44.278 15 HORNER	1:46.752 96 SHORE
ROW 12	1:40.575 16 GENT	1:42.388 25 LADD
ROW 11	1:39.431 48 OBEY	1:39.883 4 NEOPHYTOU
ROW 10	1:38.831 26 RYAN	1:39.176 20 MILINOY
ROW 9	1:38.255 63 ENGLAND	1:38.599 98 WOODS
ROW 8	1:37.226 8 LESTER	1:38.249 46 SCOTT
ROW 7	1:34.025 17 ALLEN	1:36.484 69 BIRD
ROW 6	1:33.918 3 LONG	1:33.949 23 RAINER
ROW 5	1:33.552 62 WATSON	1:33.880 33 NEVILL
ROW 4	1:32.472 11 KIRKLEY	1:33.344 88 MATTHIAS
ROW 3	1:32.039 9 OWEN	1:32.396 29 HUTTON
ROW 2	1:29.791 77 ANDERSON	1:30.064 5 O'CONNOR
ROW 1	1:28.862 28 WISE	1:29.027 19 WAIT
<b>POLE</b>		
		

Weather / Track : Cloudy / Damp

These results are provisional until the conclusion of any judicial and technical matters.

Snetterton

Circuit Length = 1.9520 miles.

Start: 10:25 End: 10:41

Clerk of Course:

Timekeeper:

# Ford Saloon Car Challenge

## RACE CLASSIFICATION - RACE 12

POS	NO	CL	DRIVER	NAT	CAR	TIME	LAPS	GAP	MPH	BEST
1	5	A	Brian O'CONNOR		Ford Escort Cosworth RWD	20:19.586	15		86.42	1:19.467
2	77	A	Irvine ANDERSON		Ford Escort Cosworth	20:20.209	15	0.623	86.38	1:19.842
3	28	A	Malcolm WISE		Ford Escort Cosworth	20:25.625	15	6.039	86.00	1:19.682
4	19	A	Graham WAIT		Ford Sierra Cosworth	20:46.344	15	26.758	84.57	1:20.228
5	11	A	Andrew KIRKLEY		Ford Sierra RS500	20:46.941	15	27.355	84.53	1:19.847
6	33	A	Paul NEVILL		Ford Escort RS Cosworth	20:49.481	15	29.895	84.36	1:21.464
7	62	B	Tim WATSON		Ford Fiesta XR2	21:02.237	15	42.651	83.50	1:21.879
8	88	A	Steve MATTHIAS		Ford Escort Cosworth	21:02.515	15	42.929	83.49	1:20.905
9	23	A	Craig RAINER		Ford Escort Mk2	21:05.202	15	45.616	83.31	1:21.474
10	3	A	Brian LONG		Ford Sierra XR4i	21:08.341	15	48.755	83.10	1:22.238
11	9	D	Craig OWEN		Ford Sierra RS Cosworth	21:18.862	15	59.276	82.42	1:22.358
12	17	C	Oliver ALLEN		Ford Fiesta	21:45.045	15	1:25.459	80.77	1:24.663
13	69	A	Ashley BIRD		Ford Sierra XR4i	20:33.240	14	1 LAP	79.77	1:25.510
14	20	B	Peter MILINO		Ford MKII R2000 X Pack	20:43.657	14	1 LAP	79.10	1:25.795
15	98	B	Richard WOODS		Ford Focus	21:00.511	14	1 LAP	78.04	1:28.072
16	48	C	Barry OBEY		Ford Fiesta Mk3	21:43.638	14	1 LAP	75.46	1:30.554
17	8	C	Chris LESTER		Ford Fiesta XR2	21:58.289	14	1 LAP	74.62	1:30.546
18	16	E	Simon GENT		Ford Fiesta XR2i	20:24.811	13	2 LAPS	74.58	1:31.977
19	15	E	Steve HORNER		Ford Fiesta XR2i	20:58.077	13	2 LAPS	72.61	1:34.194
20	25	E	Trevor LADD		Ford Fiesta XR2	21:00.264	13	2 LAPS	72.48	1:34.541
21	96	B	Sian SHORE		Ford Focus	20:37.135	12	3 LAPS	68.16	1:39.616
22	24	C	Richard MOY		Ford Fiesta XR2	20:52.313	12	3 LAPS	67.33	1:39.967
23	50	E	Alan WILLETT		Ford Fiesta XR2i	20:59.013	12	3 LAPS	66.97	1:38.690
24	57	D	Alistair GOULD		Ford Fiesta XR2i	21:51.778	12	3 LAPS	64.28	1:39.373
25	18	E	Lindsay HUTTON		Ford Fiesta XR2i	20:36.997	11	4 LAPS	62.48	1:47.293

### NOT CLASSIFIED

63	C	Nigel ENGLAND	Ford Fiesta	14:57.701	10	D.N.F.	78.28	1:27.006
46	A	Mark SCOTT	Ford Focus	13:26.300	9	D.N.F.	78.43	1:26.160
4	C	Demetris NEOPHYTOU	Ford Fiesta Supersport	6:17.504	4	D.N.F.	74.46	1:31.167
29	D	Nigel HUTTON	Ford Sierra Cosworth	2:51.386	2	D.N.F.	82.00	1:22.648
26	C	Dominic RYAN	Fiesta XR2	3:17.332	2	D.N.F.	71.22	1:32.203

### FASTEST LAP

5	A	Brian O'CONNOR	Ford Escort Cosworth RWD	1:19.467	8	88.42mph	142.31kph
62	B	Tim WATSON	Ford Fiesta XR2	1:21.879	8	85.82mph	138.12kph
9	D	Craig OWEN	Ford Sierra RS Cosworth	1:22.358	7	85.32mph	137.31kph
17	C	Oliver ALLEN	Ford Fiesta	1:24.663	8	83.00mph	133.57kph
16	E	Simon GENT	Ford Fiesta XR2i	1:31.977	2	76.40mph	122.95kph

Weather / Track : Sunny / Dry  
 These results are provisional until the conclusion of any judicial and technical matters.

Snetterton  
 Circuit Length = 1.9520 miles.  
 Start: 16:08 End: 16:29

Clerk of Course:	Timekeeper:
------------------	-------------

# Ford Saloon Car Challenge

## LAP CHART - RACE 12

Lap 1			Lap 2			Lap 3			Lap 4			Lap 5		
No	Behind	Laptime	No	Behind	Laptime	No	Behind	Laptime	No	Behind	Laptime	No	Behind	Laptime
28		1:24.225	28		1:20.323	28		1:21.090	19		1:22.940	19		1:24.319
19	1.210	1:25.435	19	1.115	1:20.228	19	1.517	1:21.492	28	0.172	1:24.629	77	0.469	1:24.313
77	3.235	1:27.460	77	2.882	1:19.970	77	2.404	1:20.612	77	0.475	1:22.528	5	1.127	1:24.606
29	4.513	1:28.738	5	4.030	1:19.724	5	3.702	1:20.762	5	0.840	1:21.595	28	2.676	1:26.823
5	4.629	1:28.854	29	6.838	1:22.648	11	10.001	1:21.352	18	1 LAP	1:49.034	11	4.822	1:21.759
9	6.357	1:30.582	62	9.142	1:22.297	62	11.387	1:23.335	11	7.382	1:21.838	96	1 LAP	1:47.560
62	7.168	1:31.393	11	9.739	1:21.834	33	13.336	1:23.969	62	12.036	1:25.106	23	12.284	1:23.734
3	8.129	1:32.354	33	10.457	1:22.426	23	13.737	1:23.200	33	12.613	1:23.734	33	13.014	1:24.720
11	8.228	1:32.453	3	11.166	1:23.360	88	15.071	1:23.921	23	12.869	1:23.589	62	13.738	1:26.021
33	8.354	1:32.579	23	11.627	1:22.392	3	15.853	1:25.777	88	16.085	1:25.471	24	1 LAP	1:44.612
23	9.558	1:33.783	9	11.807	1:25.773	9	16.002	1:25.285	3	16.489	1:25.093	88	15.712	1:23.946
88	10.221	1:34.446	88	12.240	1:22.342	17	21.037	1:25.212	9	17.958	1:26.413	3	16.113	1:23.943
17	12.140	1:36.365	17	16.915	1:25.098	20	25.425	1:27.857	17	24.832	1:28.252	9	17.366	1:23.727
46	13.066	1:37.291	20	18.658	1:25.795	69	25.783	1:26.968	20	30.706	1:29.738	57	1 LAP	1:47.044
20	13.186	1:37.411	69	19.905	1:27.075	46	26.479	1:26.448	46	31.900	1:29.878	50	1 LAP	1:58.957
69	13.153	1:37.378	46	21.121	1:28.378	63	32.547	1:28.848	69	33.244	1:31.918	17	26.544	1:26.031
8	15.688	1:39.913	98	24.641	1:28.579	98	33.195	1:29.644	63	37.056	1:28.966	18	1 LAP	1:50.521
98	16.385	1:40.610	63	24.789	1:28.616	4	40.040	1:32.101	98	37.690	1:28.952	20	34.464	1:28.077
63	16.496	1:40.721	8	28.397	1:33.032	8	40.140	1:32.833	4	47.409	1:31.826	46	35.324	1:27.743
4	18.185	1:42.410	4	29.029	1:31.167	48	41.343	1:32.608	48	48.612	1:31.726	69	35.700	1:26.775
48	19.594	1:43.819	48	29.825	1:30.554	16	43.374	1:32.078	8	50.341	1:34.658	98	41.450	1:28.079
16	20.732	1:44.957	16	32.386	1:31.977	15	57.033	1:40.887	16	52.337	1:33.420	63	42.891	1:30.154
26	20.904	1:45.129	26	32.784	1:32.203	25	57.788	1:37.899	15	1:08.230	1:35.654	48	56.729	1:32.436
15	22.668	1:46.893	15	37.236	1:34.891	50	1:10.508	1:42.072	25	1:08.899	1:35.568	8	58.852	1:32.830
25	24.567	1:48.792	25	40.979	1:36.735	96	1:12.272	1:42.638				16	1:00.533	1:32.515
50	27.726	1:51.951	50	49.526	1:42.123	24	1:18.190	1:43.603				15	1:19.098	1:35.187
96	29.395	1:53.620	96	50.724	1:41.652	57	1:19.453	1:43.400				25	1:19.985	1:35.405
24	31.601	1:55.826	24	55.677	1:44.399									
57	35.405	1:59.630	57	57.143	1:42.061									
18	36.010	2:00.235	18	1:02.980	1:47.293									

# Ford Saloon Car Challenge

## LAP CHART - RACE 12

(contd.)

Lap 6			Lap 7			Lap 8			Lap 9			Lap 10		
No	Behind	Laptime	No	Behind	Laptime	No	Behind	Laptime	No	Behind	Laptime	No	Behind	Laptime
19		1:21.265	77		1:20.461	77		1:19.842	77		1:19.889	77		1:22.448
77	0.149	1:20.945	19	0.517	1:21.127	5	0.523	1:19.467	50	2 LAPS	1:38.690	5	0.384	1:21.015
5	1.277	1:21.415	5	0.898	1:20.231	19	1.562	1:20.887	5	1.817	1:21.183	19	2.704	1:22.820
28	1.705	1:20.294	28	2.104	1:21.009	28	1.944	1:19.682	19	2.332	1:20.659	28	4.551	1:23.715
11	4.730	1:21.173	11	3.967	1:19.847	11	5.245	1:21.120	28	3.284	1:21.229	11	6.246	1:23.058
33	15.343	1:23.594	15	1 LAP	1:36.802	16	1 LAP	1:36.351	11	5.636	1:20.280	96	2 LAPS	1:41.825
62	16.167	1:23.694	25	1 LAP	1:36.464	18	2 LAPS	1:50.091	48	1 LAP	1:32.471	33	21.311	1:23.483
88	17.989	1:23.542	33	16.771	1:22.038	33	18.484	1:21.555	8	1 LAP	1:32.104	48	1 LAP	1:33.460
3	18.800	1:23.952	62	17.879	1:22.322	62	19.916	1:21.879	33	20.276	1:21.681	8	1 LAP	1:33.706
9	21.192	1:25.091	88	20.367	1:22.988	88	25.271	1:24.746	16	1 LAP	1:32.824	24	2 LAPS	1:49.695
23	22.639	1:31.620	3	21.559	1:23.369	23	26.413	1:22.752	62	22.080	1:22.053	62	25.575	1:25.943
17	32.817	1:27.538	9	22.940	1:22.358	3	27.199	1:25.482	88	28.432	1:23.050	88	30.966	1:24.982
96	1 LAP	1:45.265	23	23.503	1:21.474	9	27.397	1:24.299	23	29.134	1:22.610	16	1 LAP	1:33.509
24	1 LAP	1:44.051	17	37.735	1:25.528	15	1 LAP	1:34.738	3	29.778	1:22.468	23	32.001	1:25.315
57	1 LAP	1:41.688	20	48.049	1:27.678	25	1 LAP	1:36.345	9	30.968	1:23.460	50	2 LAPS	1:54.558
50	1 LAP	1:41.006	69	48.712	1:26.969	17	42.556	1:24.663	15	1 LAP	1:34.194	3	34.207	1:26.877
20	40.981	1:27.782	46	49.884	1:28.719	20	54.245	1:26.038	18	2 LAPS	1:53.610	9	35.397	1:26.877
46	41.775	1:27.716	96	1 LAP	1:39.944	69	54.380	1:25.510	25	1 LAP	1:34.541	57	2 LAPS	2:11.947
69	42.353	1:27.918	24	1 LAP	1:40.904	46	56.202	1:26.160	17	48.184	1:25.517	17	53.563	1:27.827
98	48.518	1:28.333	63	57.415	1:29.332	63	1:04.579	1:27.006	69	1:03.157	1:28.666	15	1 LAP	1:36.672
63	48.693	1:27.067	98	57.613	1:29.705	98	1:05.843	1:28.072	20	1:08.542	1:34.186	25	1 LAP	1:35.551
18	1 LAP	1:50.612	57	1 LAP	1:42.253	96	1 LAP	1:41.825	46	1:10.280	1:33.967	69	1:08.121	1:27.412
48	1:08.314	1:32.850	50	1 LAP	1:41.284	24	1 LAP	1:39.967	63	1:13.339	1:28.649	18	2 LAPS	1:51.798
8	1:09.344	1:31.757	48	1:18.288	1:30.584	57	1 LAP	1:39.373	98	1:17.212	1:31.258	20	1:14.992	1:28.898
16	1:11.550	1:32.282	8	1:19.280	1:30.546							63	1:19.233	1:28.342

# Ford Saloon Car Challenge

## LAP CHART - RACE 12

(contd.)

Lap 11			Lap 12			Lap 13			Lap 14			Lap 15		
No	Behind	Laptime	No	Behind	Laptime	No	Behind	Laptime	No	Behind	Laptime	No	Behind	Laptime
77		1:20.380	77		1:20.540	5		1:19.604	5		1:19.796	5		1:20.282
5	0.545	1:20.541	5	0.516	1:20.511	69	1 LAP	1:26.353	77	0.977	1:20.099	77	0.623	1:19.928
19	3.815	1:21.491	20	1 LAP	1:28.094	77	0.674	1:20.794	28	6.319	1:19.904	16	2 LAPS	1:33.342
28	4.522	1:20.351	57	3 LAPS	1:55.100	28	6.211	1:21.188	69	1 LAP	1:26.252	28	6.039	1:20.002
98	1 LAP	1:30.707	19	4.493	1:21.218	19	7.678	1:23.305	24	3 LAPS	1:42.343	69	1 LAP	1:26.870
11	10.984	1:25.118	28	5.143	1:21.161	15	2 LAPS	1:35.388	19	17.143	1:29.261	18	4 LAPS	1:55.801
33	23.417	1:22.486	98	1 LAP	1:29.677	25	2 LAPS	1:35.900	20	1 LAP	1:27.428	96	3 LAPS	1:40.581
62	31.995	1:26.800	11	15.940	1:25.496	20	1 LAP	1:27.635	50	3 LAPS	1:42.932	20	1 LAP	1:27.040
48	1 LAP	1:31.312	33	25.006	1:22.129	11	20.135	1:24.315	11	24.018	1:23.679	19	26.758	1:29.897
8	1 LAP	1:31.441	18	3 LAPS	1:54.819	98	1 LAP	1:29.981	15	2 LAPS	1:35.865	11	27.355	1:23.619
88	36.163	1:25.577	62	35.186	1:23.731	33	26.847	1:21.961	25	2 LAPS	1:35.956	33	29.895	1:21.464
23	36.387	1:24.766	88	37.892	1:22.269	57	3 LAPS	1:50.977	33	28.713	1:21.662	24	3 LAPS	1:40.617
96	2 LAPS	1:41.421	23	39.390	1:23.543	62	37.849	1:22.783	98	1 LAP	1:28.200	15	2 LAPS	1:34.269
3	38.688	1:24.861	3	41.048	1:22.900	88	40.388	1:22.616	62	40.841	1:22.788	50	3 LAPS	1:42.427
9	41.682	1:26.665	48	1 LAP	1:32.349	23	41.340	1:22.070	88	42.306	1:21.714	25	2 LAPS	1:35.703
16	1 LAP	1:34.352	9	46.841	1:25.699	3	43.310	1:22.382	23	43.318	1:21.774	98	1 LAP	1:28.714
24	2 LAPS	1:42.594	8	1 LAP	1:37.663	9	51.105	1:24.384	3	46.799	1:23.285	62	42.651	1:22.092
50	2 LAPS	1:41.639	96	2 LAPS	1:41.188	48	1 LAP	1:32.843	9	55.428	1:24.119	88	42.929	1:20.905
17	1:01.184	1:28.001	16	1 LAP	1:33.144	18	3 LAPS	1:53.183	57	3 LAPS	1:52.429	23	45.616	1:22.580
15	1 LAP	1:36.637	17	1:06.993	1:26.349	8	1 LAP	1:34.583	48	1 LAP	1:32.143	3	48.755	1:22.238
25	1 LAP	1:35.405	24	2 LAPS	1:43.702	16	1 LAP	1:34.060	17	1:18.654	1:25.659	9	59.276	1:24.130
69	1:14.917	1:27.176	50	2 LAPS	1:41.374	17	1:12.791	1:25.918	8	1 LAP	1:33.497	48	1 LAP	1:34.483
						96	2 LAPS	1:39.616				17	1:25.459	1:27.087
												57	3 LAPS	1:45.876
												8	1 LAP	1:39.726