



Carmarthenshire Spectacular

Pembrey Circuit

12th/13th June 2004



Results Provided by MST Sports Timing Ltd
www.mstworld.com

Welsh Sports & Saloon Car Championship

QUALIFYING

POS	NO	CL	NAME	NAT	ENTRY	TIME	LAPS	GAP	MPH
1	44	03	Terry BROWN		Radical Prosport	57.165	13		91.69
2	88	03	Peter WILLIAMS		Radical Prosport	58.923	15	1.758	88.95
3	43	02	Richard ROZHON		Radical Clubsport	1:01.281	12	4.116	85.53
4	2	03	Huw WILLIAMS		Radical Prosport	1:01.493	14	4.328	85.23
5	67		TBD			1:01.543	14	4.378	85.17
6	8		Nigel BOWEN		Nissan Primera	1:05.107	13	7.942	80.50
7	1	07	Rhodri JENKINS		Honda Civic R	1:06.345	11	9.180	79.00
8	66	07	Rhys LLOYD		Honda Civic	1:06.942	10	9.777	78.30
9	25	65	Christian EVANS		Volkswagon Golf MK1	1:07.409	13	10.244	77.75
10	22	65	Andy WILLIAMS		Ford Sierra Sapphire	1:07.574	13	10.409	77.56
11	99	07	Paul TROWBRIDGE		Ginetta G20	1:10.150	4	12.985	74.72
12	33	65	Kenneth RATTENBURY		Ford Sierra Sapphire	1:10.306	11	13.141	74.55
13	5	65	Anthony ALLITT		Rover 216 Gti	1:10.727	13	13.562	74.11
14	77	65	Stephen PEARCY		Honda Accord	1:11.273	10	14.108	73.54
15	15		Matthew PERKINS		Rover 216 GTI	1:11.729	12	14.564	73.07
16	18	65	Lee DAVID		Lancia Integrale	1:12.136	5	14.971	72.66
17	3		Paul STEDDY		Toyota Celica GT4	1:13.562	12	16.397	71.25
18	45	07	Adrian CHAPMAN		Raw Striker	1:14.665	11	17.500	70.20
19	20		TBD			1:15.348	8	18.183	69.56

Weather/Track Sunny/Dry

These results are provisional until the conclusion of any judicial and technical matters.

Pembrey

Circuit Length = 1.4560 miles.

Start: 09:07 End: 09:22

Clerk of Course:	Stewards:	Timekeeper:
------------------	-----------	-------------

Welsh Sports & Saloon Car Championship LAP ANALYSIS

1	Rhodri JENKINS	Honda Civic R
1 - X:00.000	6 - 3:07.869	11 - 1:20.355
2 - 1:15.111	7 - 1:10.816	
3 - 1:08.469	8 - 1:09.434	
4 - 1:06.345	9 - 1:18.685	
5 - 1:14.376P	10 - 1:07.065	
2	Huw WILLIAMS	Radical Prosport
1 - X:00.000	6 - 1:02.221	11 - 1:03.652
2 - 1:05.733	7 - 1:06.299	12 - 1:02.585
3 - 1:03.053	8 - 1:03.946	13 - 1:01.493
4 - 1:04.400	9 - 1:02.077	14 - 1:03.130
5 - 1:04.064	10 - 1:01.843	
3	Paul STEDDY	Toyota Celica GT4
1 - X:00.000	6 - 1:17.693	11 - 1:19.754
2 - 1:14.643	7 - 1:16.317	12 - 1:18.832
3 - 1:13.562	8 - 1:17.375	
4 - 1:15.673	9 - 1:17.539	
5 - 1:16.133	10 - 1:17.937	
5	Anthony ALLITT	Rover 216 Gti
1 - X:00.000	6 - 1:12.357	11 - 1:10.801
2 - 1:14.074	7 - 1:13.561	12 - 1:10.727
3 - 1:13.976	8 - 1:12.529	13 - 1:11.369
4 - 1:18.731	9 - 1:11.336	
5 - 1:12.869	10 - 1:11.694	
8	Nigel BOWEN	Nissan Primera
1 - X:00.000	6 - 1:07.514	11 - 1:05.107
2 - 1:17.880	7 - 1:07.485	12 - 1:05.872
3 - 1:10.083	8 - 1:10.784	13 - 1:07.084
4 - 1:07.543	9 - 1:06.024	
5 - 1:07.208	10 - 1:05.654	
15	Matthew PERKINS	Rover 216 GTI
1 - X:00.000	6 - 1:11.729	11 - 1:13.479
2 - 1:21.554	7 - 1:19.431	12 - 1:22.020
3 - 1:26.380	8 - 1:17.631	
4 - 1:14.348	9 - 1:15.336	
5 - 1:13.575	10 - 1:16.788	
18	Lee DAVID	Lancia Integrale
1 - X:00.000		
2 - 1:13.275		
3 - 1:12.136		
4 - 1:12.464		
5 - 1:17.639P		

Welsh Sports & Saloon Car Championship

LAP ANALYSIS

(contd.)

20	TBD			
1 -	X:00.000	6 -	1:17.504	
2 -	1:18.341	7 -	1:30.459	
3 -	1:26.497	8 -	1:33.099	
4 -	1:16.186			
5 -	1:15.348			
22	Andy WILLIAMS		Ford Sierra Sapphire	
1 -	X:00.000	6 -	1:09.693	11 - 1:08.675
2 -	1:16.515	7 -	1:08.808	12 - 1:08.911
3 -	1:11.020	8 -	1:08.738	13 - 1:08.789
4 -	1:08.911	9 -	1:07.574	
5 -	1:09.314	10 -	1:08.075	
25	Christian EVANS		Volkswagon Golf MK1	
1 -	X:00.000	6 -	1:08.493	11 - 1:07.409
2 -	1:20.910	7 -	1:09.425	12 - 1:07.513
3 -	1:10.433	8 -	1:08.695	13 - 1:07.511
4 -	1:08.680	9 -	1:08.983	
5 -	1:07.572	10 -	1:07.760	
33	Kenneth RATTENBURY		Ford Sierra Sapphire	
1 -	X:00.000	6 -	1:11.697	11 - 1:10.306
2 -	1:17.038	7 -	1:12.834	
3 -	1:23.853P	8 -	1:11.211	
4 -	2:43.964	9 -	1:11.624	
5 -	1:12.730	10 -	1:10.493	
43	Richard ROZHON		Radical Clubsport	
1 -	X:00.000	6 -	1:05.527	11 - 2:53.039
2 -	1:05.118	7 -	1:01.873	12 - 1:01.281
3 -	1:02.620	8 -	1:04.123	
4 -	1:05.304	9 -	1:02.409	
5 -	1:01.816	10 -	1:07.665P	
44	Terry BROWN		Radical Prosport	
1 -	X:00.000	6 -	1:07.614	11 - 57.428
2 -	1:05.909	7 -	1:00.583	12 - 57.165
3 -	1:01.755	8 -	1:02.678	13 - 1:14.532P
4 -	1:04.373	9 -	57.970	
5 -	1:04.137	10 -	58.235	
45	Adrian CHAPMAN		Raw Striker	
1 -	X:00.000	6 -	1:16.321	11 - 1:17.898
2 -	1:24.500	7 -	1:17.333	
3 -	1:15.500	8 -	1:39.679	
4 -	1:14.665	9 -	1:19.081	
5 -	1:17.727	10 -	1:18.202	

Welsh Sports & Saloon Car Championship

LAP ANALYSIS


(contd.)

66	Rhys LLOYD	Honda Civic
1 - X:00.000	6 - 1:10.272	
2 - 1:15.173	7 - 1:13.969P	
3 - 1:08.671	8 - 3:05.510	
4 - 1:06.942	9 - 1:10.300	
5 - 1:09.762	10 - 1:21.341P	
67	TBD	
1 - X:00.000	6 - 1:03.004	11 - 1:09.633
2 - 1:07.788	7 - 1:02.119	12 - 1:02.531
3 - 1:03.397	8 - 1:01.844	13 - 1:02.287
4 - 1:04.810	9 - 1:02.973	14 - 1:01.543
5 - 1:02.539	10 - 1:10.348	
77	Stephen PEARCY	Honda Accord
1 - X:00.000	6 - 1:12.835	
2 - 1:24.229	7 - 1:11.482	
3 - 1:15.344	8 - 1:12.135	
4 - 1:18.546P	9 - 1:14.139	
5 - 3:37.586	10 - 1:11.273	
88	Peter WILLIAMS	Radical Prosport
1 - X:00.000	6 - 1:04.969	11 - 59.962
2 - 1:02.862	7 - 59.390	12 - 1:01.439
3 - 1:01.023	8 - 1:02.099	13 - 1:00.857
4 - 1:05.723	9 - 1:02.026	14 - 58.923
5 - 1:02.844	10 - 59.338	15 - 58.929
99	Paul TROWBRIDGE	Ginetta G20
1 - X:00.000		
2 - 1:12.235		
3 - 1:10.150		
4 - 1:10.774		

Welsh Sports & Saloon Car Championship

GRID

ROW 10	1:15.348 20 DAVIES	1:14.665 45 CHAPMAN
ROW 9	1:13.562 3 STEDDY	1:12.136 18 DAVID
ROW 8	1:11.729 15 PERKINS	1:11.273 77 PEARCY
ROW 7	1:10.727 5 ALLITT	1:10.306 33 RATTENBURY
ROW 6	1:10.150 99 TROWBRIDGE	1:07.574 22 WILLIAMS
ROW 5	1:07.409 25 EVANS	1:06.942 66 LLOYD
ROW 4	1:06.345 1 JENKINS	1:05.107 8 BOWEN
ROW 3	1:01.543 67 BUTCHER	1:01.493 2 WILLIAMS
ROW 2	1:01.281 43 ROZHON	58.923 88 WILLIAMS
ROW 1	57.165 44 BROWN	
POLE		



Weather/Track Sunny/Dry

These results are provisional until the conclusion of any judicial and technical matters

Pembrey
Circuit Length = 1.4560 miles.

Clerk of Course:	Stewards:	Timekeeper:
------------------	-----------	-------------

Welsh Sports & Saloon Car Championship

QUALIFYING 2

POS	NO	CL	NAME	NAT	ENTRY	TIME	LAPS	GAP	MPH
1	44	C	Terry BROWN		Radical Prosport	56.975	11		91.99
2	88	C	Peter WILLIAMS		Radical Prosport	58.032	15	1.057	90.32
3	43	B	Richard ROZHON		Radical Clubsport	59.776	10	2.801	87.68
4	2	C	Huw WILLIAMS		Radical Prosport	1:01.243	12	4.268	85.58
5	67	C	Keith BUTCHER		Radical Prosport	1:01.377	12	4.402	85.40
6	1	G	Rhodri JENKINS		Honda Civic R	1:05.785	6	8.810	79.67
7	25	H	Christian EVANS		olkswagon Golf MK1	1:05.894	13	8.919	79.54
8	66	G	Rhys LLOYD		Honda Civic	1:06.171	7	9.196	79.21
9	22	H	Andy WILLIAMS		Ford Sierra Sapphire	1:08.122	13	11.147	76.94
10	5	H	Anthony ALLITT		Rover 216 Gti	1:09.957	13	12.982	74.92
11	77	H	Stephen PEARCY		Honda Accord	1:10.402	11	13.427	74.45
12	15	H	Matthew PERKINS		Rover 216 GTI	1:11.291	12	14.316	73.52
13	45	G	Adrian CHAPMAN		Raw Striker	1:15.031	12	18.056	69.85
14	20	H	Christopher DAVIES		Rover 216 Gti	1:16.221	8	19.246	68.76

Weather/Track Sunny/Dry

These results are provisional until the conclusion of any judicial and technical matters.

Pembrey

Circuit Length = 1.4560 miles.

Start: 09:38 End: 09:53

Clerk of Course:	Stewards:	Timekeeper:
------------------	-----------	-------------

Welsh Sports & Saloon Car Championship

LAP ANALYSIS

1	Rhodri JENKINS	Honda Civic R
1 - 3:23.118	6 - 1:19.164P	
2 - 1:11.490		
3 - 1:06.787		
4 - 1:09.412		
5 - 1:05.785		
2	Huw WILLIAMS	Radical Prosport
1 - 3:29.342	6 - 1:01.790	11 - 1:01.450
2 - 1:08.258	7 - 1:02.081	12 - 1:22.301P
3 - 1:04.203	8 - 1:01.243	
4 - 1:01.766	9 - 1:01.392	
5 - 1:02.710	10 - 1:02.097	
5	Anthony ALLITT	Rover 216 Gti
1 - 3:37.778	6 - 1:10.420	11 - 1:10.624
2 - 1:12.843	7 - 1:10.739	12 - 1:09.957
3 - 1:11.763	8 - 1:10.890	13 - 1:10.296
4 - 1:10.502	9 - 1:10.564	
5 - 1:10.521	10 - 1:10.163	
8	Nigel BOWEN	Nissan Primera
1 - 4:29.738P		
15	Matthew PERKINS	Rover 216 GTI
1 - 3:50.664	6 - 1:11.672	11 - 1:39.628
2 - 1:12.969	7 - 1:16.852	12 - 1:16.256
3 - 1:16.035	8 - 1:11.550	
4 - 1:13.501	9 - 1:11.291	
5 - 1:13.740	10 - 1:11.905	
20	Christopher DAVIES	Rover 216 Gti
1 - 3:42.010	6 - 1:19.030	
2 - 1:17.157	7 - 1:18.573	
3 - 1:16.221	8 - 1:30.526P	
4 - 1:17.451		
5 - 1:17.520		
22	Andy WILLIAMS	Ford Sierra Sapphire
1 - 3:33.556	6 - 1:09.477	11 - 1:09.209
2 - 1:09.779	7 - 1:09.853	12 - 1:10.624
3 - 1:08.426	8 - 1:10.307	13 - 1:09.594
4 - 1:08.122	9 - 1:10.147	
5 - 1:08.678	10 - 1:09.466	

Welsh Sports & Saloon Car Championship

LAP ANALYSIS

(contd.)

25	Christian EVANS	olkswagon Golf MK1
1 -	3:29.906	6 - 1:06.766
2 -	1:10.104	7 - 1:05.894
3 -	1:07.423	8 - 1:06.220
4 -	1:06.620	9 - 1:10.041
5 -	1:05.904	10 - 1:11.578
11 -	1:08.311	12 - 1:06.961
		13 - 1:06.426
43	Richard ROZHON	Radical Clubsport
1 -	3:30.270	6 - 59.776
2 -	1:12.289	7 - 1:03.502
3 -	1:11.859P	8 - 1:08.560
4 -	5:27.177	9 - 1:00.262
5 -	1:04.178	10 - 1:13.026P
44	Terry BROWN	Radical Prosport
1 -	3:34.789	6 - 58.339
2 -	1:10.062	7 - 56.975
3 -	1:06.447	8 - 1:10.572P
4 -	59.217	9 - 3:57.723
5 -	57.643	10 - 58.484
11 -	1:06.433	
45	Adrian CHAPMAN	Raw Striker
1 -	3:30.096	6 - 1:16.177
2 -	1:17.610	7 - 1:15.031
3 -	1:16.998	8 - 1:19.559
4 -	1:17.841	9 - 1:16.725
5 -	1:15.516	10 - 1:17.325
11 -	1:19.154	12 - 1:16.117
66	Rhys LLOYD	Honda Civic
1 -	3:19.060	6 - 1:24.526P
2 -	1:09.092	7 - 3:51.291P
3 -	1:06.591	
4 -	1:06.171	
5 -	1:11.288	
67	Keith BUTCHER	Radical Prosport
1 -	3:15.198	6 - 1:02.248
2 -	1:07.462	7 - 1:02.330
3 -	1:02.108	8 - 1:28.640P
4 -	1:02.360	9 - 2:40.889
5 -	1:03.213	10 - 1:03.794
11 -	1:01.377	12 - 1:02.900
77	Stephen PEARCY	Honda Accord
1 -	3:36.255	6 - 2:57.608
2 -	1:18.633	7 - 1:18.454
3 -	1:12.336	8 - 1:13.926
4 -	1:13.504	9 - 1:11.105
5 -	1:20.102P	10 - 1:10.402
11 -	1:10.475	

Welsh Sports & Saloon Car Championship

LAP ANALYSIS

(contd.)

88	Peter WILLIAMS	Radical Prosport			
1 -	3:09.944	6 -	58.368	11 -	58.032
2 -	1:00.869	7 -	1:01.327	12 -	58.756
3 -	58.461	8 -	58.624	13 -	1:00.025
4 -	59.766	9 -	58.637	14 -	58.372
5 -	1:02.565	10 -	59.005	15 -	58.469

Welsh Sports & Saloon Car Championship

GRID Race 13

ROW 8	8 BOWEN	1:16.221	20 DAVIES
ROW 7	1:15.031 45 CHAPMAN	1:11.291	15 PERKINS
ROW 6	1:10.402 77 PEARCY	1:09.957	5 ALLITT
ROW 5	1:08.122 22 WILLIAMS	1:06.171	66 LLOYD
ROW 4	1:05.894 25 EVANS	1:05.785	1 JENKINS
ROW 3	1:01.377 67 BUTCHER	1:01.243	2 WILLIAMS
ROW 2	59.776 43 ROZHON	58.032	88 WILLIAMS
ROW 1	56.975 44 BROWN		
	POLE		

Weather/Track Sunny/Dry

These results are provisional until the conclusion of any judicial and technical matters.

Pembrey

Circuit Length = 1.4560 miles.

Start: 09:38 End: 09:53

Clerk of Course:	Stewards:	Timekeeper:
------------------	-----------	-------------

Welsh Sports & Saloon Car Championship

RACE RESULT

POS	NO	CL	NAME	NAT	ENTRY	TIME	LAPS	GAP	MPH	BEST
1	88	C	Peter WILLIAMS		Radical Prosport	16:16.270	16		85.90	59.217
2	2	C	Huw WILLIAMS		Radical Prosport	16:35.304	16	19.034	84.26	1:00.394
3	43	B	Richard ROZHON		Radical Clubsport	16:37.740	16	21.470	84.05	1:01.163
4	67	C	Keith BUTCHER		Radical Prosport	17:08.715	16	52.445	81.52	1:02.144
5	8	H	Nigel BOWEN		Nissan Primera	16:49.135	15	1 LAP	77.91	1:05.205
6	1	G	Rhodri JENKINS		Honda Civic R	16:50.233	15	1 LAP	77.82	1:06.088
7	66	G	Rhys LLOYD		Honda Civic	17:02.620	15	1 LAP	76.88	1:06.537
8	22	H	Andy WILLIAMS		Ford Sierra Sapphire	17:04.777	15	1 LAP	76.72	1:07.523
9	25	H	Christian EVANS		olkswagon Golf MK1	17:07.362	15	1 LAP	76.53	1:07.528
10	5	H	Anthony ALLITT		Rover 216 Gti	16:50.147	14	2 LAPS	72.64	1:11.025
11	15	H	Matthew PERKINS		Rover 216 GTI	16:54.303	14	2 LAPS	72.34	1:10.557
12	77	H	Stephen PEARCY		Honda Accord	17:04.384	14	2 LAPS	71.63	1:10.570
13	20	H	Christopher DAVIES		Rover 216 Gti	17:16.960	14	2 LAPS	70.76	1:12.732
14	45	G	Adrian CHAPMAN		Raw Striker	16:44.153	13	3 LAPS	67.85	1:14.027

NOT CLASSIFIED

3	H	Paul STEDDY		Toyota Celica GT4	13:57.452	11	D.N.F.	68.84	1:12.296
18	H	Lee DAVID		Lancia Integrale	8:32.282	7	D.N.F.	71.62	1:10.497
33	H	Kenneth RATTENBURY		Ford Sierra Sapphire		0	D.N.F.	N/A	
44	C	Terry BROWN		Radical Prosport		0	D.N.F.	N/A	

FASTEST LAP

88	C	Peter WILLIAMS		Radical Prosport	59.217	8	88.51mph	142.45kph
43	B	Richard ROZHON		Radical Clubsport	1:01.163	5	85.69mph	137.91kph
8	H	Nigel BOWEN		Nissan Primera	1:05.205	6	80.38mph	129.36kph
1	G	Rhodri JENKINS		Honda Civic R	1:06.088	7	79.31mph	127.64kph

Weather/Track Sunny/Dry

These results are provisional until the conclusion of any judicial and technical matters.

Pembrey

Circuit Length = 1.4560 miles.

Start: 14:11 End: 14:27

Clerk of Course:	Stewards:	Timekeeper:
------------------	-----------	-------------

Welsh Sports & Saloon Car Championship

LAP CHART

Lap 1			Lap 2			Lap 3			Lap 4			Lap 5		
No	Behind	Laptime	No	Behind	Laptime	No	Behind	Laptime	No	Behind	Laptime	No	Behind	Laptime
88		1:02.814	88		1:00.279	88		59.566	88		1:00.600	88		1:01.776
43	1.175	1:03.989	43	3.106	1:02.210	2	4.709	1:01.127	2	4.503	1:00.394	45	1 LAP	1:16.104
2	2.501	1:05.315	2	3.148	1:00.926	43	5.684	1:02.144	43	6.427	1:01.343	2	3.888	1:01.161
67	3.207	1:06.021	67	5.072	1:02.144	67	9.590	1:04.084	67	12.803	1:03.813	43	5.814	1:01.163
8	6.040	1:08.854	8	12.915	1:07.154	8	19.605	1:06.256	8	25.015	1:06.010	67	14.806	1:03.779
1	8.555	1:11.369	1	15.044	1:06.768	1	21.623	1:06.145	1	27.356	1:06.333	8	28.915	1:05.676
66	8.976	1:11.790	66	15.589	1:06.892	66	22.626	1:06.603	66	28.618	1:06.592	1	32.015	1:06.435
22	9.133	1:11.947	22	16.470	1:07.616	22	24.427	1:07.523	22	31.467	1:07.640	66	33.379	1:06.537
25	10.019	1:12.833	25	17.762	1:08.022	25	25.724	1:07.528	25	32.863	1:07.739	22	38.070	1:08.379
18	12.906	1:15.720	18	23.124	1:10.497	18	34.830	1:11.272	18	45.236	1:11.006	25	39.020	1:07.933
5	14.504	1:17.318	5	25.474	1:11.249	5	37.474	1:11.566	5	48.138	1:11.264	18	54.614	1:11.154
3	15.121	1:17.935	3	27.138	1:12.296	15	40.087	1:11.679	15	51.944	1:12.457	5	57.680	1:11.318
15	16.064	1:18.878	15	27.974	1:12.189	3	40.590	1:13.018	3	52.304	1:12.314			
77	18.039	1:20.853	77	30.308	1:12.548	77	43.758	1:13.016	77	55.353	1:12.195			
20	18.793	1:21.607	20	31.544	1:13.030	20	44.763	1:12.785	20	56.895	1:12.732			
45	19.817	1:22.631	45	33.565	1:14.027	45	49.195	1:15.196						

Welsh Sports & Saloon Car Championship

LAP CHART

(contd.)

Lap 6			Lap 7			Lap 8			Lap 9			Lap 10		
No	Behind	Laptime	No	Behind	Laptime	No	Behind	Laptime	No	Behind	Laptime	No	Behind	Laptime
88		1:02.722	88		1:01.537	88		59.217	88		59.894	88		1:00.438
15	1 LAP	1:13.070	18	1 LAP	1:11.021	2	2.925	1:00.401	25	1 LAP	1:08.095	2	6.006	1:01.888
3	1 LAP	1:14.077	2	1.741	1:01.024	43	11.256	1:03.046	2	4.556	1:01.525	22	1 LAP	1:08.463
2	2.254	1:01.088	5	1 LAP	1:11.376	5	1 LAP	1:12.038	43	12.925	1:01.563	25	1 LAP	1:07.850
77	1 LAP	1:11.626	43	7.427	1:03.931	18	1 LAP	1:21.612P	5	1 LAP	1:12.392	45	2 LAPS	1:18.594
43	5.033	1:01.941	15	1 LAP	1:13.347	15	1 LAP	1:11.826	67	32.052	1:04.882	43	13.790	1:01.303
20	1 LAP	1:12.886	3	1 LAP	1:14.740	67	27.064	1:07.668	15	1 LAP	1:12.795	67	36.291	1:04.677
67	16.471	1:04.387	77	1 LAP	1:14.805	3	1 LAP	1:14.667	3	1 LAP	1:14.336	5	1 LAP	1:13.425
45	1 LAP	1:17.494	20	1 LAP	1:12.795	77	1 LAP	1:14.687	77	1 LAP	1:14.150	15	1 LAP	1:11.488
8	31.398	1:05.205	67	18.613	1:03.679	20	1 LAP	1:14.635	20	1 LAP	1:14.212	77	1 LAP	1:11.455
1	35.586	1:06.293	45	1 LAP	1:17.596	8	42.053	1:06.062	8	51.020	1:08.861	8	1:00.353	1:09.771
66	37.408	1:06.751	8	35.208	1:05.347	1	48.083	1:07.163	1	54.481	1:06.292	1	1:01.505	1:07.462
22	43.887	1:08.539	1	40.137	1:06.088	45	1 LAP	1:17.688	66	1:00.121	1:07.458	20	1 LAP	1:15.810
25	44.778	1:08.480	66	43.827	1:07.956	66	52.557	1:07.947						
			22	50.148	1:07.798	22	59.158	1:08.227						
			25	51.272	1:08.031									

Welsh Sports & Saloon Car Championship

LAP CHART

(contd.)

Lap 11			Lap 12			Lap 13			Lap 14			Lap 15		
No	Behind	Laptime	No	Behind	Laptime	No	Behind	Laptime	No	Behind	Laptime	No	Behind	Laptime
88		1:02.240	88		1:02.154	88		1:01.570	88		1:00.245	88		1:00.838
3	2 LAPS	1:18.144	77	2 LAPS	1:11.594	5	2 LAPS	1:12.101	5	2 LAPS	1:11.638	45	3 LAPS	1:16.780
2	6.501	1:02.735	8	1 LAP	1:08.341	15	2 LAPS	1:11.553	2	15.890	1:04.915	2	17.152	1:02.100
66	1 LAP	1:10.047	1	1 LAP	1:07.490	8	1 LAP	1:08.158	15	2 LAPS	1:11.145	43	20.083	1:01.709
22	1 LAP	1:08.656	2	6.972	1:02.625	1	1 LAP	1:08.044	43	19.212	1:03.190	5	2 LAPS	1:11.392
43	14.273	1:02.723	20	2 LAPS	1:13.787	2	11.220	1:05.818	8	1 LAP	1:08.894	8	1 LAP	1:07.526
25	1 LAP	1:08.875	3	2 LAPS	1:15.684	77	2 LAPS	1:13.534	1	1 LAP	1:09.286	1	1 LAP	1:07.983
45	2 LAPS	1:16.265	66	1 LAP	1:08.722	43	16.267	1:02.998	77	2 LAPS	1:11.220	15	2 LAPS	1:11.829
67	37.568	1:03.517	43	14.839	1:02.720	66	1 LAP	1:09.252	66	1 LAP	1:09.197	77	2 LAPS	1:10.570
5	1 LAP	1:12.045	22	1 LAP	1:07.673	20	2 LAPS	1:13.260	22	1 LAP	1:07.687	66	1 LAP	1:08.292
15	1 LAP	1:11.490	25	1 LAP	1:08.335	22	1 LAP	1:08.898	20	2 LAPS	1:13.343	22	1 LAP	1:07.528
			67	39.397	1:03.983	25	1 LAP	1:08.968	25	1 LAP	1:08.262	25	1 LAP	1:07.820
			45	2 LAPS	1:17.244	67	41.369	1:03.542	67	44.994	1:03.870	20	2 LAPS	1:13.024
						3	2 LAPS	1:30.241P				67	48.721	1:04.565
						45	2 LAPS	1:18.509						

Welsh Sports & Saloon Car Championship

LAP CHART

(contd.)

Lap 16			Lap 17			Lap 18			Lap 19			Lap 20		
No	Behind	Laptime	No	Behind	Laptime	No	Behind	Laptime	No	Behind	Laptime	No	Behind	Laptime
88		1:00.380												
2	19.034	1:02.262												
43	21.470	1:01.767												
45	3 LAPS	1:16.025												
8	1 LAP	1:07.020												
5	2 LAPS	1:11.025												
1	1 LAP	1:07.082												
15	2 LAPS	1:10.557												
66	1 LAP	1:08.584												
77	2 LAPS	1:12.131												
22	1 LAP	1:08.203												
25	1 LAP	1:08.591												
67	52.445	1:04.104												
20	2 LAPS	1:13.054												

Welsh Sports & Saloon Car Championship

RACE RESULT

POS	NO	CL	NAME	NAT	ENTRY	TIME	LAPS	GAP	MPH	BEST
1	44	C	Terry BROWN		Radical Prosport	16:45.021	17		88.66	57.594
2	88	C	Peter WILLIAMS		Radical Prosport	16:46.887	17	1.866	88.49	58.021
3	43	B	Richard ROZHON		Radical Clubsport	17:38.845	17	53.824	84.15	1:00.351
4	67	C	Keith BUTCHER		Radical Prosport	17:45.276	17	1:00.255	83.64	1:01.661
5	1	G	Rhodri JENKINS		Honda Civic R	16:46.539	15	2 LAPS	78.11	1:06.275
6	66	G	Rhys LLOYD		Honda Civic	16:57.228	15	2 LAPS	77.29	1:06.573
7	25	H	Christian EVANS		olkswagon Golf MK1	16:57.849	15	2 LAPS	77.24	1:06.637
8	22	H	Andy WILLIAMS		Ford Sierra Sapphire	17:41.648	15	2 LAPS	74.05	1:07.658
9	5	H	Anthony ALLITT		Rover 216 Gti	16:49.181	14	3 LAPS	72.71	1:10.733
10	15	H	Matthew PERKINS		Rover 216 GTI	16:53.704	14	3 LAPS	72.39	1:10.752
11	77	H	Stephen PEARCY		Honda Accord	16:56.518	14	3 LAPS	72.19	1:10.181
12	20	H	Christopher DAVIES		Rover 216 Gti	17:37.319	14	3 LAPS	69.40	1:13.509
13	45	G	Adrian CHAPMAN		Raw Striker	17:37.939	14	3 LAPS	69.36	1:13.936

NOT CLASSIFIED

3	H	Paul STEDDY		Toyota Celica GT4	17:25.333	11	N.C.F.	55.15	1:12.558
18	H	Lee DAVID		Lancia Integrale	8:27.699	7	D.N.F.	72.27	1:11.431

FASTEST LAP

44	C	Terry BROWN		Radical Prosport	57.594	15	91.00mph	146.46kph
43	B	Richard ROZHON		Radical Clubsport	1:00.351	4	86.85mph	139.77kph
1	G	Rhodri JENKINS		Honda Civic R	1:06.275	5	79.08mph	127.28kph
25	H	Christian EVANS		olkswagon Golf MK1	1:06.637	13	78.65mph	126.58kph

Weather/Track Sunny/Dry

These results are provisional until the conclusion of any judicial and technical matters.

Pembrey

Circuit Length = 1.4560 miles.

Start: 12:18 End: 12:34

Clerk of Course:	Stewards:	Timekeeper:
------------------	-----------	-------------

Welsh Sports & Saloon Car Championship

LAP CHART

Lap 1			Lap 2			Lap 3			Lap 4			Lap 5		
No	Behind	Laptime	No	Behind	Laptime	No	Behind	Laptime	No	Behind	Laptime	No	Behind	Laptime
44		1:01.830	44		57.682	44		57.833	44		58.294	44		59.115
88	0.518	1:02.348	88	1.029	58.193	88	1.682	58.486	88	1.730	58.342	88	2.006	59.391
67	3.015	1:04.845	43	7.272	1:01.486	43	9.922	1:00.483	43	11.979	1:00.351	3	1 LAP	1:14.936
43	3.468	1:05.298	67	8.015	1:02.682	67	11.843	1:01.661	67	15.516	1:01.967	45	1 LAP	1:15.647
1	8.466	1:10.296	1	17.092	1:06.308	1	25.699	1:06.440	1	34.091	1:06.686	20	1 LAP	1:15.119
66	9.422	1:11.252	66	18.672	1:06.932	66	27.638	1:06.799	66	35.917	1:06.573	43	13.578	1:00.714
22	9.987	1:11.817	22	19.963	1:07.658	22	29.862	1:07.732	25	39.126	1:06.972	67	18.374	1:01.973
25	10.525	1:12.355	25	20.746	1:07.903	25	30.448	1:07.535	22	46.998	1:15.430	1	41.251	1:06.275
5	13.534	1:15.364	5	26.996	1:11.144	5	40.143	1:10.980	5	53.294	1:11.445	66	43.551	1:06.749
15	14.129	1:15.959	15	27.216	1:10.769	15	40.355	1:10.972	15	53.702	1:11.641	25	47.124	1:07.113
77	14.944	1:16.774	77	29.180	1:11.918	77	42.150	1:10.803	77	54.904	1:11.048	22	56.214	1:08.331
3	15.194	1:17.024	18	29.375	1:11.431	18	43.320	1:11.778	18	56.675	1:11.649			
18	15.626	1:17.456	3	30.474	1:12.962	3	45.199	1:12.558						
45	19.270	1:21.100	45	35.524	1:13.936	45	52.106	1:14.415						
20	20.059	1:21.889	20	37.075	1:14.698	20	53.867	1:14.625						

Welsh Sports & Saloon Car Championship

LAP CHART

(contd.)

Lap 6			Lap 7			Lap 8			Lap 9			Lap 10		
No	Behind	Laptime	No	Behind	Laptime	No	Behind	Laptime	No	Behind	Laptime	No	Behind	Laptime
44		1:00.557	44		59.377	44		58.090	44		59.130	88		58.606
88	1.397	59.948	88	0.618	58.598	88	0.549	58.021	45	2 LAPS	1:15.011	44	0.153	1:00.026
5	1 LAP	1:12.077	22	1 LAP	1:14.446	25	1 LAP	1:07.838	88	1.267	59.848	3	3 LAPS	2:32.079P
15	1 LAP	1:11.845	5	1 LAP	1:11.493	22	1 LAP	1:10.406	20	2 LAPS	1:17.624	1	1 LAP	1:07.830
77	1 LAP	1:11.306	77	1 LAP	1:10.981	43	26.504	1:04.459	1	1 LAP	1:07.097	45	2 LAPS	1:15.374
18	1 LAP	1:11.974	15	1 LAP	1:12.414	67	28.581	1:02.899	66	1 LAP	1:07.769	66	1 LAP	1:08.304
43	17.514	1:04.493	43	20.135	1:01.998	5	1 LAP	1:11.565	25	1 LAP	1:07.467	20	2 LAPS	1:14.867
3	1 LAP	1:15.909	18	1 LAP	1:11.590	77	1 LAP	1:12.346	43	28.882	1:01.508	25	1 LAP	1:06.644
67	20.885	1:03.068	67	23.772	1:02.264	15	1 LAP	1:12.463	67	31.468	1:02.017	43	29.862	1:00.853
45	1 LAP	1:16.232	3	1 LAP	1:16.582	18	1 LAP	1:11.821	22	1 LAP	1:11.314	67	33.811	1:02.216
20	1 LAP	1:16.321	45	1 LAP	1:16.048				5	1 LAP	1:10.733	22	1 LAP	1:11.190
1	47.242	1:06.548	20	1 LAP	1:15.175				77	1 LAP	1:10.181	5	1 LAP	1:11.955
66	49.811	1:06.817	1	54.220	1:06.355				15	1 LAP	1:10.752			
25	53.387	1:06.820	66	57.269	1:06.835									

Welsh Sports & Saloon Car Championship

LAP CHART

(contd.)

Lap 11			Lap 12			Lap 13			Lap 14			Lap 15		
No	Behind	Laptime	No	Behind	Laptime	No	Behind	Laptime	No	Behind	Laptime	No	Behind	Laptime
88		1:01.751	88		58.920	88		58.773	44		58.436	44		57.594
44	0.112	1:01.710	44	0.139	58.947	44	0.330	58.964	88	0.454	59.220	88	1.151	58.291
15	2 LAPS	1:18.614	5	2 LAPS	1:13.410	22	2 LAPS	1:11.076	45	3 LAPS	1:15.076	3	6 LAPS	1:16.747
77	2 LAPS	1:24.485	15	2 LAPS	1:12.252	5	2 LAPS	1:12.851	20	3 LAPS	1:14.314	45	3 LAPS	1:14.247
1	1 LAP	1:06.979	77	2 LAPS	1:11.152	15	2 LAPS	1:11.547	22	2 LAPS	1:09.948	20	3 LAPS	1:13.509
66	1 LAP	1:07.825	1	1 LAP	1:06.330	77	2 LAPS	1:10.938	5	2 LAPS	1:12.885	22	2 LAPS	1:11.304
25	1 LAP	1:09.517	66	1 LAP	1:07.139	1	1 LAP	1:07.119	15	2 LAPS	1:11.691	43	46.001	1:01.930
45	2 LAPS	1:15.154	43	33.948	1:02.768	43	39.267	1:04.092	1	1 LAP	1:07.056	5	2 LAPS	1:11.887
43	30.100	1:01.989	25	1 LAP	1:08.295	67	43.215	1:03.132	43	41.665	1:01.164	1	1 LAP	1:06.851
20	2 LAPS	1:15.765	67	38.856	1:02.967	66	1 LAP	1:11.556	77	2 LAPS	1:10.952	67	52.356	1:03.300
67	34.809	1:02.749	45	2 LAPS	1:14.178	3	5 LAPS	3:34.261	67	46.650	1:02.201	15	2 LAPS	1:11.820
22	1 LAP	1:10.187	20	2 LAPS	1:15.711	25	1 LAP	1:08.168	66	1 LAP	1:07.501	77	2 LAPS	1:11.136
									25	1 LAP	1:06.637			

Welsh Sports & Saloon Car Championship

LAP CHART

(contd.)

Lap 16			Lap 17			Lap 18			Lap 19			Lap 20		
No	Behind	Laptime	No	Behind	Laptime	No	Behind	Laptime	No	Behind	Laptime	No	Behind	Laptime
44		58.381	44		59.055									
88	1.123	58.353	1	2 LAPS	1:08.369									
66	2 LAPS	1:07.459	88	1.866	59.798									
25	2 LAPS	1:07.503	5	3 LAPS	1:11.392									
3	6 LAPS	1:15.977	15	3 LAPS	1:10.965									
45	3 LAPS	1:15.155	77	3 LAPS	1:12.498									
20	3 LAPS	1:13.520	66	2 LAPS	1:07.718									
22	2 LAPS	1:10.385	25	2 LAPS	1:07.082									
43	49.927	1:02.307	3	6 LAPS	1:16.298									
67	56.952	1:02.977	20	3 LAPS	1:14.182									
			45	3 LAPS	1:16.366									
			43	53.824	1:02.952									
			22	2 LAPS	1:10.424									
			67	1:00.255	1:02.358									

Matador Tyres Radical BiDuro Championship

QUALIFYING

POS	NO	CL	NAME	NAT	ENTRY	TIME	LAPS	GAP	MPH
1	96	09	Alexander MORTIMER		Radical SR4 Clubsport	58.432	14		89.70
2	90	09	Jeremy FERGUSON		Radical SR4 Clubsport	58.657	13	0.225	89.36
3	3	09	Tony FREEMAN		Radical SR4 Clubsport	58.713	12	0.281	89.27
4	6	09	Duncan WILLIAMS		Radical SR4 Clubsport	58.713	12	0.281	89.27
5	89	09	Chris STONEY		radical SR4 Clubsport	58.744	11	0.312	89.22
6	17	03	Tim GREAVES		Radical Clubsport	58.750	15	0.318	89.21
7	7	09	Adrian MARDLIN		Radical SR4 Clubsport	59.099	12	0.667	88.69
8	55	09	Mick HYDE		Radical SR4 Clubsport	59.126	15	0.694	88.65
9	12	03	Tim JONES		Radical Clubsport	59.195	14	0.763	88.54
10	8	03	Mark SUTTERBY		Radical Clubsport	59.315	12	0.883	88.36
11	51	09	Mick MERCER		Radical SR4 Clubsport	59.366	13	0.934	88.29
12	35	03	Phillip GIBB		Radical Clubsport	59.578	10	1.146	87.97
13	99	09	David OLDROYD		Radical SR4 Clubsport	59.806	9	1.374	87.64
14	67	09	Philip ABBOTT		Radical SR4 Clubsport	59.808	14	1.376	87.64
15	27	03	Ben ELLIOTT		Radical Clubsport	59.856	12	1.424	87.57
16	15	03	Altay ALI		Radical Clubsport	1:00.057	13	1.625	87.27
17	22	03	Jim GREENFIELD		Radical Clubsport	1:00.144	14	1.712	87.15
18	28	03	Nicholas HILL		Radical Clubsport	1:00.606	12	2.174	86.48
19	45	03	Dan COMPTON		Radical Biduro	1:00.818	13	2.386	86.18
20	13	03	Simon GARMSTON		Radical Clubsport	1:01.337	3	2.905	85.45
21	47	03	Michael QUAIFE		Radical Clubsport	1:01.916	13	3.484	84.65

Weather/Track Sunny/Dry

These results are provisional until the conclusion of any judicial and technical matters.

Pembrey

Circuit Length = 1.4560 miles.

Start: 09:30 End: 09:45

Clerk of Course:	Stewards:	Timekeeper:
------------------	-----------	-------------

Matador Tyres Radical BiDuro Championship


LAP ANALYSIS

3	Tony FREEMAN	Radical SR4 Clubsport
1 -	6:35.619	6 - 2:40.770
2 -	59.657	7 - 59.202
3 -	59.897	8 - 59.421
4 -	58.713	9 - 59.491
5 -	1:03.257P	10 - 1:03.598
6	Duncan WILLIAMS	Radical SR4 Clubsport
1 -	6:31.874	6 - 1:06.105P
2 -	1:01.614	7 - 1:59.570
3 -	1:03.341	8 - 58.852
4 -	58.713	9 - 1:07.487
5 -	1:03.136	10 - 59.013
7	Adrian MARDLIN	Radical SR4 Clubsport
1 -	6:22.915	6 - 2:14.640
2 -	1:01.076	7 - 59.583
3 -	1:01.129	8 - 59.272
4 -	59.099	9 - 59.645
5 -	1:03.859P	10 - 1:03.164
8	Mark SUTTERBY	Radical Clubsport
1 -	6:50.345	6 - 1:05.437P
2 -	1:01.971	7 - 2:10.942
3 -	1:04.269	8 - 59.564
4 -	1:00.377	9 - 59.315
5 -	59.708	10 - 1:10.689
12	Tim JONES	Radical Clubsport
1 -	6:27.959	6 - 59.327
2 -	1:00.389	7 - 59.311
3 -	59.490	8 - 59.195
4 -	59.224	9 - 59.261
5 -	1:03.270	10 - 59.617
13	Simon GARMSTON	Radical Clubsport
1 -	6:51.578P	
2 -	2:08.158	
3 -	1:01.337	
15	Altay ALI	Radical Clubsport
1 -	6:29.105	6 - 1:01.124
2 -	1:01.491	7 - 1:00.730
3 -	1:01.194	8 - 1:00.222
4 -	1:00.780	9 - 1:00.253
5 -	1:01.819	10 - 1:00.057

Matador Tyres Radical BiDuro Championship

GRID

ROW 11	1:01.916 47 QUAIFE	1:01.337 13 GARMSTON
ROW 10	1:00.818 45 COMPTON	1:00.606 28 HILL
ROW 9	1:00.144 22 GREENFIELD	1:00.057 15 ALI
ROW 8	59.856 27 ELLIOTT	59.808 67 ABBOTT
ROW 7	59.806 99 OLDROYD	59.578 35 GIBB
ROW 6	59.366 51 MORGAN	59.315 8 SUTTERBY
ROW 5	59.195 12 JONES	59.126 55 HYDE
ROW 4	59.099 7 MARDLIN	58.750 17 GREAVES
ROW 3	58.744 89 STONEY	58.713 6 WILLIAMS
ROW 2	58.713 3 FREEMAN	58.657 90 FERGUSON
ROW 1	58.432 96 MORTIMER	
POLE		



Pembrey
Circuit Length = 1.4560 miles.
Start: 13:18 End: 13:36

These results are provisional until the conclusion of any judicial and technical matters

Clerk of Course:	Stewards:	Timekeeper:
------------------	-----------	-------------

Matador Tyres Radical BiDuro Championship

QUALIFYING 2

POS	NO	CL	NAME	NAT	ENTRY	TIME	LAPS	GAP	MPH
1	96	SR	Alexander MORTIMER		Radical SR4 Clubsport	57.979	10		90.40
2	89	SR	Chris STONEY		radical SR4 Clubsport	58.238	7	0.259	90.00
3	3	SR	Tony FREEMAN		Radical SR4 Clubsport	58.593	8	0.614	89.45
4	27	C	Ben ELLIOTT		Radical Clubsport	58.696	9	0.717	89.30
5	55	SR	Mick HYDE		Radical SR4 Clubsport	58.698	10	0.719	89.29
6	99	SR	David OLDROYD		Radical SR4 Clubsport	58.923	11	0.944	88.95
7	67	SR	Philip ABBOTT		Radical SR4 Clubsport	59.102	10	1.123	88.68
8	35	C	Phillip GIBB		Radical Clubsport	59.208	7	1.229	88.52
9	8	C	Mark SUTTERBY		Radical Clubsport	59.211	10	1.232	88.52
10	7	SR	Adrian MARDLIN		Radical SR4 Clubsport	59.281	10	1.302	88.42
11	44	C	Jonathan WHITE		Radical Clubsport	59.382	11	1.403	88.26
12	6	C	Duncan WILLIAMS		Radical SR4 Clubsport	59.475	10	1.496	88.13
13	90	SR	Jeremy FERGUSON		Radical SR4 Clubsport	59.607	10	1.628	87.93
14	12	C	Tim JONES		Radical Clubsport	59.799	10	1.820	87.65
15	13	C	Simon GARMSTON		Radical Clubsport	1:00.012	10	2.033	87.34
16	28	C	Nicholas HILL		Radical Clubsport	1:00.024	11	2.045	87.32
17	51	SR	Henry MORGAN		Radical SR4 Clubsport	1:00.250	9	2.271	86.99
18	33	C	Charles CRAVEN		Radical Clubsport	1:00.345	9	2.366	86.86
19	15	C	Altay ALI		Radical Clubsport	1:00.369	9	2.390	86.82
20	22	C	Jim GREENFIELD		Radical Clubsport	1:00.811	11	2.832	86.19
21	47	C	Michael QUAIFE		Radical Clubsport	1:01.235	9	3.256	85.59
22	17	C	Tim GREAVES		Radical Clubsport	9:03.190	3	8:05.211	9.65

Weather/Track Sunny/Dry

These results are provisional until the conclusion of any judicial and technical matters.

Pembrey

Circuit Length = 1.4560 miles.

Start: 09:58 End: 10:10

Clerk of Course:	Stewards:	Timekeeper:
------------------	-----------	-------------

Matador Tyres Radical BiDuro Championship LAP ANALYSIS

3	Tony FREEMAN	Radical SR4 Clubsport
1 -	X:00.000	6 - 58.593
2 -	1:06.092	7 - 1:12.005P
3 -	1:12.466	8 - 2:34.173
4 -	1:04.689	
5 -	59.157	
6	Duncan WILLIAMS	Radical SR4 Clubsport
1 -	X:00.000	6 - 59.935
2 -	1:05.641	7 - 1:05.202
3 -	1:02.764	8 - 1:08.307
4 -	59.475	9 - 1:08.467
5 -	1:11.365	10 - 1:10.181P
7	Adrian MARDLIN	Radical SR4 Clubsport
1 -	X:00.000	6 - 1:44.281
2 -	1:04.873	7 - 1:00.730
3 -	59.281	8 - 59.354
4 -	1:02.739	9 - 59.465
5 -	1:04.043P	10 - 1:04.759
8	Mark SUTTERBY	Radical Clubsport
1 -	X:00.000	6 - 1:13.332
2 -	1:03.717	7 - 1:04.607
3 -	1:00.859	8 - 59.211
4 -	59.706	9 - 59.765
5 -	59.372	10 - 1:02.986
12	Tim JONES	Radical Clubsport
1 -	X:00.000	6 - 1:09.124
2 -	1:04.532	7 - 1:04.368
3 -	59.799	8 - 1:00.252
4 -	1:00.178	9 - 59.993
5 -	1:00.586	10 - 59.860
13	Simon GARMSTON	Radical Clubsport
1 -	X:00.000	6 - 1:20.242
2 -	1:08.231	7 - 1:00.222
3 -	1:05.724	8 - 1:00.012
4 -	1:06.996	9 - 1:01.409
5 -	1:06.636	10 - 1:00.516
15	Altay ALI	Radical Clubsport
1 -	X:00.000P	6 - 1:01.102
2 -	1:20.786	7 - 1:00.740
3 -	1:01.540	8 - 1:00.637
4 -	1:00.719	9 - 1:00.369
5 -	1:00.785	

Matador Tyres Radical BiDuro Championship LAP ANALYSIS

(contd.)

17	Tim GREAVES	Radical Clubsport
1 - X:00.000 2 - 1:08.967P 3 - 9:03.190		
22	Jim GREENFIELD	Radical Clubsport
1 - X:00.000 6 - 1:01.968 11 - 1:01.932 2 - 1:05.315 7 - 1:01.429 3 - 1:00.811 8 - 1:01.824 4 - 1:01.863 9 - 1:01.101 5 - 1:02.571 10 - 1:01.081		
27	Ben ELLIOTT	Radical Clubsport
1 - X:00.000 6 - 2:05.238 2 - 1:11.487 7 - 58.863 3 - 59.836 8 - 58.696 4 - 59.444 9 - 1:05.544 5 - 1:05.827P		
28	Nicholas HILL	Radical Clubsport
1 - X:00.000 6 - 1:00.336 11 - 1:02.445 2 - 1:04.430 7 - 1:02.577 3 - 1:00.855 8 - 1:02.346 4 - 1:01.459 9 - 1:00.024 5 - 1:00.157 10 - 1:03.127		
33	Charles CRAVEN	Radical Clubsport
1 - X:00.000 6 - 1:01.524 2 - 1:07.617 7 - 1:00.428 3 - 1:04.236 8 - 1:00.345 4 - 1:01.490 9 - 1:09.324P 5 - 1:00.358		
35	Phillip GIBB	Radical Clubsport
1 - X:00.000 6 - 59.610 2 - 1:02.172 7 - 1:12.681P 3 - 1:03.258 4 - 59.432 5 - 59.208		
44	Jonathan WHITE	Radical Clubsport
1 - X:00.000 6 - 1:00.166 11 - 1:01.955 2 - 1:05.718 7 - 1:00.303 3 - 1:03.143 8 - 59.801 4 - 1:01.610 9 - 1:00.192 5 - 59.382 10 - 1:00.773		

Matador Tyres Radical BiDuro Championship LAP ANALYSIS

(contd.)

47	Michael QUAIFE	Radical Clubsport
1 - X:00.000	6 - 1:01.235	
2 - 1:03.427	7 - 1:01.627	
3 - 1:01.457	8 - 1:18.448P	
4 - 1:02.241	9 - 2:14.270	
5 - 1:01.390		
51	Henry MORGAN	Radical SR4 Clubsport
1 - X:00.000	6 - 1:00.250	
2 - 1:03.209	7 - 1:00.719	
3 - 1:01.217	8 - 1:14.218P	
4 - 1:00.527	9 - 2:14.556	
5 - 1:02.488		
55	Mick HYDE	Radical SR4 Clubsport
1 - X:00.000	6 - 1:02.909P	
2 - 1:01.175	7 - 1:56.523	
3 - 59.327	8 - 59.013	
4 - 58.698	9 - 59.404	
5 - 59.170	10 - 1:00.133	
67	Philip ABBOTT	Radical SR4 Clubsport
1 - X:00.000	6 - 59.519	
2 - 1:03.406	7 - 1:06.505P	
3 - 1:00.101	8 - 2:07.328	
4 - 59.703	9 - 1:01.869	
5 - 59.102	10 - 1:00.656	
89	Chris STONEY	radical SR4 Clubsport
1 - X:00.000	6 - 58.238	
2 - 1:12.857	7 - 1:17.026P	
3 - 59.381		
4 - 58.861		
5 - 1:09.598		
90	Jeremy FERGUSON	Radical SR4 Clubsport
1 - X:00.000	6 - 59.624	
2 - 1:04.917	7 - 1:05.975P	
3 - 1:01.525	8 - 1:42.710	
4 - 1:00.791	9 - 59.607	
5 - 59.735	10 - 59.841	
96	Alexander MORTIMER	Radical SR4 Clubsport
1 - X:00.000	6 - 1:03.369P	
2 - 1:00.246	7 - 2:10.463	
3 - 58.697	8 - 58.146	
4 - 58.164	9 - 58.473	
5 - 57.979	10 - 58.605	

Matador Tyres Radical BiDuro Championship LAP ANALYSIS


(contd.)

99	David OLDROYD	Radical SR4 Clubsport	
1 - X:00.000	6 - 59.144	11 - 1:00.059	
2 - 1:05.174	7 - 1:00.490		
3 - 59.976	8 - 59.354		
4 - 58.936	9 - 1:04.780		
5 - 59.012	10 - 58.923		

Matador Tyres Radical BiDuro Championship

GRID race 15

ROW 11	1:01.235 47 QUAIFE	9:03.190 17 GREAVES
ROW 10	1:00.369 15 ALI	1:00.811 22 GREENFIELD
ROW 9	1:00.250 51 MORGAN	1:00.345 33 CRAVEN
ROW 8	1:00.012 13 GARMSTON	1:00.024 28 HILL
ROW 7	59.607 90 FERGUSON	59.799 12 JONES
ROW 6	59.382 44 WHITE	59.475 6 WILLIAMS
ROW 5	59.211 8 SUTTERBY	59.281 7 MARDLIN
ROW 4	59.102 67 ABBOTT	59.208 35 GIBB
ROW 3	58.698 55 HYDE	58.923 99 OLDROYD
ROW 2	58.593 3 FREEMAN	58.696 27 ELLIOTT
ROW 1	57.979 96 MORTIMER	58.238 89 STONEY
POLE		



Weather/Track Sunny/Dry
 These results are provisional until the conclusion of any judicial and technical matters.

Pembrey
 Circuit Length = 1.4560 miles.
 Start: 09:58 End: 10:10

Clerk of Course:	Stewards:	Timekeeper:
------------------	-----------	-------------

Matador Tyres Radical BiDuro Championship LAP ANALYSIS

(contd.)

17	Tim GREAVES	Radical Clubsport
1 -	4:04.646	6 - 59.402 11 - 58.866
2 -	1:08.968	7 - 1:06.736P 12 - 59.085
3 -	1:04.213	8 - 1:45.374 13 - 1:05.887
4 -	1:00.535	9 - 58.750 14 - 1:03.414
5 -	59.690	10 - 1:03.610 15 - 1:01.314
22	Jim GREENFIELD	Radical Clubsport
1 -	4:05.888	6 - 1:01.145 11 - 1:00.915
2 -	2:13.757	7 - 1:00.813 12 - 1:01.824
3 -	1:01.755	8 - 1:00.534 13 - 1:00.975
4 -	1:00.450	9 - 1:02.364 14 - 1:00.606
5 -	1:00.144	10 - 1:00.972
27	Ben ELLIOTT	Radical Clubsport
1 -	6:39.133	6 - 1:16.166 11 - 1:00.721
2 -	1:06.888	7 - 1:00.568 12 - 1:07.944P
3 -	1:00.712	8 - 59.856
4 -	1:00.762	9 - 1:00.157
5 -	1:00.632	10 - 1:00.188
28	Nicholas HILL	Radical Clubsport
1 -	6:31.199	6 - 1:02.613P 11 - 1:37.700
2 -	1:01.570	7 - 1:57.443 12 - 1:03.423
3 -	1:00.891	8 - 1:00.928
4 -	1:01.173	9 - 1:03.042
5 -	1:00.611	10 - 1:00.606
35	Phillip GIBB	Radical Clubsport
1 -	6:21.765	6 - 1:02.217
2 -	1:01.822	7 - 59.578
3 -	59.611	8 - 1:00.820
4 -	1:00.220	9 - 59.605
5 -	1:00.027	10 - 1:00.477
45	Dan COMPTON	Radical Biduro
1 -	6:37.607	6 - 1:11.217 11 - 1:01.821
2 -	1:02.845	7 - 1:06.049 12 - 1:00.960
3 -	1:02.076	8 - 1:01.529 13 - 1:20.519P
4 -	1:01.805	9 - 1:00.858
5 -	1:03.111	10 - 1:00.818
47	Michael QUAIFFE	Radical Clubsport
1 -	6:36.537	6 - 1:03.668 11 - 1:02.231
2 -	1:03.108	7 - 1:02.922 12 - 1:02.081
3 -	1:02.305	8 - 1:02.256 13 - 1:22.491P
4 -	1:01.916	9 - 1:04.722
5 -	1:03.305	10 - 1:02.273

Matador Tyres Radical BiDuro Championship LAP ANALYSIS

(contd.)

51	Mick MERCER	Radical SR4 Clubsport			
1 -	6:42.750	6 -	1:04.889	11 -	1:00.177
2 -	1:08.012	7 -	1:00.206	12 -	59.880
3 -	1:00.610	8 -	59.822	13 -	59.366
4 -	1:00.829	9 -	59.761		
5 -	1:00.356	10 -	59.785		
55	Mick HYDE	Radical SR4 Clubsport			
1 -	4:05.642	6 -	59.912	11 -	59.126
2 -	2:13.658	7 -	59.390	12 -	1:00.573
3 -	1:01.416	8 -	59.861	13 -	59.677
4 -	59.727	9 -	1:11.513	14 -	59.270
5 -	59.303	10 -	59.615	15 -	1:00.152
67	Philip ABBOTT	Radical SR4 Clubsport			
1 -	4:03.806	6 -	59.893	11 -	2:23.285
2 -	1:10.328	7 -	1:03.643	12 -	1:00.903
3 -	1:05.012	8 -	1:00.299	13 -	1:00.610
4 -	1:02.471	9 -	59.808	14 -	1:03.359
5 -	1:00.839	10 -	1:05.920P		
89	Chris STONEY	radical SR4 Clubsport			
1 -	6:38.768	6 -	58.744	11 -	1:15.361P
2 -	1:11.214	7 -	58.820		
3 -	59.111	8 -	59.021		
4 -	1:06.215P	9 -	1:05.417		
5 -	1:52.787	10 -	59.016		
90	Jeremy FERGUSON	Radical SR4 Clubsport			
1 -	6:20.003	6 -	58.657	11 -	1:55.024
2 -	1:03.202	7 -	58.803	12 -	1:01.445
3 -	59.575	8 -	1:00.432	13 -	1:08.675P
4 -	59.896	9 -	59.520		
5 -	59.763	10 -	1:05.565P		
96	Alexander MORTIMER	Radical SR4 Clubsport			
1 -	5:13.774	6 -	59.246	11 -	58.876
2 -	1:04.311	7 -	58.446	12 -	58.636
3 -	59.878	8 -	58.432	13 -	58.803
4 -	58.952	9 -	1:05.227P	14 -	58.813
5 -	58.907	10 -	1:46.471		
99	David OLDROYD	Radical SR4 Clubsport			
1 -	6:20.421	6 -	1:00.029		
2 -	1:06.278	7 -	1:03.864P		
3 -	59.806	8 -	1:46.202		
4 -	59.971	9 -	1:07.186P		
5 -	1:00.192				

Matador Tyres Radical BiDuro Championship

RACE RESULT

POS	NO	CL	NAME	NAT	ENTRY	TIME	LAPS	GAP	MPH	BEST
1	6	SR	Duncan WILLIAMS		Radical SR4 Clubsport	18:16.534	18		86.04	59.416
2	17	C	Tim GREAVES		Radical Clubsport	18:18.700	18	2.166	85.87	59.622
3	89	SR	Chris STONEY		radical SR4 Clubsport	18:19.375	18	2.841	85.82	59.277
4	3	SR	Tony FREEMAN		Radical SR4 Clubsport	18:19.834	18	3.300	85.78	59.437
5	55	SR	Mick HYDE		Radical SR4 Clubsport	18:24.797	18	8.263	85.39	59.921
6	99	SR	David OLDROYD		Radical SR4 Clubsport	18:36.529	18	19.995	84.50	59.293
7	12	C	Tim JONES		Radical Clubsport	18:38.891	18	22.357	84.32	1:00.199
8	67	SR	Philip ABBOTT		Radical SR4 Clubsport	18:41.465	18	24.931	84.13	1:00.248
9	15	C	Altay ALI		Radical Clubsport	18:45.450	18	28.916	83.83	1:00.637
10	35	C	Phillip GIBB		Radical Clubsport	18:45.991	18	29.457	83.79	1:00.187
11	27	C	Ben ELLIOTT		Radical Clubsport	18:51.195	18	34.661	83.40	1:00.597
12	51	SR	Mick MERCER		Radical SR4 Clubsport	18:51.379	18	34.845	83.39	59.909
13	7	SR	Adrian MARDLIN		Radical SR4 Clubsport	18:51.959	18	35.425	83.35	59.716
14	47	C	Michael QUAIFE		Radical Clubsport	19:00.248	18	43.714	82.74	1:01.743
15	22	C	Jim GREENFIELD		Radical Clubsport	19:01.216	18	44.682	82.67	1:00.926
16	33	C	Charles CRAVEN		Radical Clubsport	19:03.926	18	47.392	82.47	1:01.672
17	13	C	Simon GARMSTON		Radical Clubsport	19:24.765	18	1:08.231	81.00	1:00.015
18	45	C	Dan COMPTON		Radical Biduro	18:32.995	17	1 LAP	80.06	1:01.236

NOT CLASSIFIED

96	SR	Alexander MORTIMER	Radical SR4 Clubsport	14:04.045	14	D.N.F.	86.94	58.817
90	SR	Jeremy FERGUSON	Radical SR4 Clubsport	10:02.346	10	D.N.F.	87.02	59.235
28	C	Nicholas HILL	Radical Clubsport	9:26.848	9	D.N.F.	83.22	1:00.698
8	C	Mark SUTTERBY	Radical Clubsport	6:14.811	6	D.N.F.	83.90	1:00.122

FASTEST LAP

96	SR	Alexander MORTIMER	Radical SR4 Clubsport	58.817	10	89.11mph	143.42kph
17	C	Tim GREAVES	Radical Clubsport	59.622	9	87.91mph	141.48kph

Weather/Track Sunny/Dry

These results are provisional until the conclusion of any judicial and technical matters.

Pembrey

Circuit Length = 1.4560 miles.

Start: 13:18 End: 13:36

Clerk of Course:	Stewards:	Timekeeper:
------------------	-----------	-------------

Matador Tyres Radical BiDuro Championship

LAP CHART

Lap 1			Lap 2			Lap 3			Lap 4			Lap 5		
No	Behind	Laptime	No	Behind	Laptime	No	Behind	Laptime	No	Behind	Laptime	No	Behind	Laptime
96		1:04.536	96		59.528	96		59.562	96		59.152	96		59.267
90	0.928	1:05.464	90	0.961	59.561	90	1.521	1:00.122	90	1.922	59.553	90	1.890	59.235
89	1.416	1:05.952	89	1.245	59.357	89	2.013	1:00.330	89	2.323	59.462	89	2.822	59.766
3	1.784	1:06.320	3	1.951	59.695	3	2.497	1:00.108	3	3.134	59.789	3	3.304	59.437
17	2.269	1:06.805	17	2.641	59.900	17	2.904	59.825	17	3.480	59.728	17	4.203	59.990
6	2.559	1:07.095	6	2.904	59.873	6	3.146	59.804	6	3.901	59.907	6	4.361	59.727
7	3.798	1:08.334	7	4.031	59.761	7	4.185	59.716	7	5.145	1:00.112	7	6.157	1:00.279
55	4.189	1:08.725	55	4.769	1:00.108	55	5.424	1:00.217	55	6.439	1:00.167	55	7.093	59.921
12	5.805	1:10.341	99	6.856	1:00.322	99	7.952	1:00.658	99	9.048	1:00.248	99	9.074	59.293
99	6.062	1:10.598	12	6.861	1:00.584	12	8.248	1:00.949	12	10.283	1:01.187	12	11.285	1:00.269
35	6.237	1:10.773	35	8.156	1:01.447	35	8.781	1:00.187	35	10.642	1:01.013	35	11.891	1:00.516
8	6.563	1:11.099	8	8.425	1:01.390	8	8.985	1:00.122	8	11.060	1:01.227	8	12.090	1:00.297
67	6.871	1:11.407	67	8.797	1:01.454	67	10.589	1:01.354	67	11.685	1:00.248	67	13.073	1:00.655
51	7.280	1:11.816	51	9.174	1:01.422	51	10.955	1:01.343	51	12.486	1:00.683	51	13.901	1:00.682
15	7.794	1:12.330	27	9.839	1:01.475	27	11.653	1:01.376	27	13.404	1:00.903	27	15.438	1:01.301
27	7.892	1:12.428	15	10.481	1:02.215	15	12.262	1:01.343	15	14.342	1:01.232	15	16.139	1:01.064
22	8.396	1:12.932	22	10.697	1:01.829	22	12.415	1:01.280	22	14.845	1:01.582	22	16.504	1:00.926
13	9.054	1:13.590	13	11.190	1:01.664	13	13.024	1:01.396	13	15.179	1:01.307	13	16.982	1:01.070
28	9.463	1:13.999	28	11.564	1:01.629	28	13.578	1:01.576	28	15.619	1:01.193	28	17.506	1:01.154
47	9.924	1:14.460	45	14.009	1:02.952	45	15.683	1:01.236	45	18.330	1:01.799	45	20.635	1:01.572
45	10.585	1:15.121	47	14.435	1:04.039	47	17.611	1:02.738	47	20.717	1:02.258	47	23.468	1:02.018
33	11.422	1:15.958	33	14.976	1:03.082	33	18.018	1:02.604	33	20.914	1:02.048	33	23.776	1:02.129

Matador Tyres Radical BiDuro Championship

LAP CHART

(contd.)

Lap 6			Lap 7			Lap 8			Lap 9			Lap 10		
No	Behind	Laptime	No	Behind	Laptime	No	Behind	Laptime	No	Behind	Laptime	No	Behind	Laptime
96		59.115	96		59.144	96		59.277	96		59.070	96		58.817
90	2.278	59.503	90	2.757	59.623	90	3.474	59.994	90	3.741	59.337	90	4.878	59.954
89	3.088	59.381	89	3.221	59.277	89	4.354	1:00.410	89	5.315	1:00.031	89	6.689	1:00.191
3	4.175	59.986	6	5.336	59.818	6	5.603	59.544	6	6.202	59.669	6	7.518	1:00.133
6	4.662	59.416	3	5.828	1:00.797	3	6.591	1:00.040	3	7.078	59.557	17	9.087	1:00.364
17	5.418	1:00.330	17	5.999	59.725	17	6.988	1:00.266	17	7.540	59.622	3	9.905	1:01.644
7	6.893	59.851	7	7.616	59.867	7	8.825	1:00.486	7	9.967	1:00.212	7	12.032	1:00.882
55	8.431	1:00.453	55	9.421	1:00.134	55	10.328	1:00.184	55	11.334	1:00.076	55	12.632	1:00.115
99	9.492	59.533	99	9.835	59.487	99	11.186	1:00.628	99	11.807	59.691	99	12.951	59.961
12	12.432	1:00.262	12	13.487	1:00.199	12	14.746	1:00.536	12	16.003	1:00.327	12	18.543	1:01.357
35	13.394	1:00.618	35	15.914	1:01.664	35	17.756	1:01.119	35	18.962	1:00.276	35	20.821	1:00.676
8	13.651	1:00.676	67	16.195	1:00.884	51	18.328	1:01.136	67	20.597	1:01.034	67	22.613	1:00.833
67	14.455	1:00.497	51	16.469	1:00.918	67	18.633	1:01.715	27	23.037	1:01.488	27	25.431	1:01.211
51	14.695	59.909	27	18.658	1:00.882	27	20.619	1:01.238	15	23.378	1:01.381	15	25.749	1:01.188
27	16.920	1:00.597	15	19.435	1:00.918	15	21.067	1:00.909	13	23.726	1:00.635	13	26.014	1:01.105
15	17.661	1:00.637	13	21.423	1:01.794	13	22.161	1:00.015	28	28.197	1:01.593	51	38.227	1:02.088
22	18.367	1:00.978	28	23.331	1:03.386	28	25.674	1:01.620	45	31.468	1:01.933	47	40.109	1:02.344
13	18.773	1:00.906	45	26.378	1:02.611	45	28.605	1:01.504	51	34.956	1:15.698	33	40.509	1:02.559
28	19.089	1:00.698	47	30.999	1:03.493	47	33.909	1:02.187	47	36.582	1:01.743	22	40.870	1:02.615
45	22.911	1:01.391	33	31.106	1:03.216	33	34.165	1:02.336	33	36.767	1:01.672	45	54.320	1:21.669
47	26.650	1:02.297	22	32.055	1:12.832	22	34.590	1:01.812	22	37.072	1:01.552			
33	27.034	1:02.373												

Matador Tyres Radical BiDuro Championship LAP CHART

(contd.)

Lap 11			Lap 12			Lap 13			Lap 14			Lap 15		
No	Behind	Laptime	No	Behind	Laptime	No	Behind	Laptime	No	Behind	Laptime	No	Behind	Laptime
96		59.453	96		1:02.692	96		1:02.112	96		1:02.320	6		1:00.477
6	11.203	1:03.138	6	11.588	1:03.077	45	1 LAP	1:12.235	6	9.771	1:01.956	17	0.435	1:00.338
89	11.573	1:04.337	17	11.737	1:02.263	6	10.135	1:00.659	17	10.345	1:01.840	89	2.467	1:01.654
17	12.166	1:02.532	89	12.576	1:03.695	17	10.825	1:01.200	89	11.061	1:01.986	3	2.744	1:01.681
3	13.992	1:03.540	3	13.426	1:02.126	89	11.395	1:00.931	3	11.311	1:01.186	55	6.393	1:02.110
7	15.989	1:03.410	55	16.193	1:02.703	3	12.445	1:01.131	45	1 LAP	1:06.213	45	1 LAP	1:05.640
55	16.182	1:03.003	99	21.239	1:02.656	55	15.560	1:01.479	55	14.531	1:01.291	99	10.548	1:01.697
99	21.275	1:07.777	12	24.925	1:03.861	99	20.550	1:01.423	99	19.099	1:00.869	12	18.114	1:01.958
12	23.756	1:04.666	67	28.755	1:04.467	12	26.179	1:03.366	12	26.404	1:02.545	67	22.439	1:02.582
35	26.653	1:05.285	35	29.171	1:05.210	67	29.870	1:03.227	67	30.105	1:02.555	15	24.033	1:01.849
67	26.980	1:03.820	15	29.937	1:03.136	35	31.213	1:04.154	15	32.432	1:03.288	35	25.310	1:02.008
15	29.493	1:03.197	27	36.509	1:04.825	15	31.464	1:03.639	35	33.550	1:04.657	27	30.262	1:02.641
27	34.376	1:08.398	7	39.937	1:26.640	27	37.539	1:03.142	27	37.869	1:02.650	7	32.250	1:01.344
51	42.027	1:03.253	51	43.512	1:04.177	7	41.953	1:04.128	7	41.154	1:01.521	51	33.081	1:01.368
47	45.837	1:05.181	47	47.417	1:04.272	51	42.814	1:01.414	51	41.961	1:01.467	47	39.216	1:02.168
33	46.115	1:05.059	33	47.774	1:04.351	47	47.569	1:02.264	47	47.296	1:02.047	22	41.390	1:03.150
22	46.311	1:04.894	22	48.195	1:04.576	33	47.906	1:02.244	22	48.488	1:02.595	33	42.321	1:03.912
13	47.045	1:20.484	13	48.490	1:04.137	22	48.213	1:02.130	33	48.657	1:03.071	13	43.096	1:04.403
45	1:01.617	1:06.750				13	48.689	1:02.311	13	48.941	1:02.572			

Matador Tyres Radical BiDuro Championship

LAP CHART

(contd.)

Lap 16			Lap 17			Lap 18			Lap 19			Lap 20		
No	Behind	Laptime	No	Behind	Laptime	No	Behind	Laptime	No	Behind	Laptime	No	Behind	Laptime
6		1:00.939	6		1:00.495	6		1:00.807						
17	0.654	1:01.158	17	1.235	1:01.076	17	2.166	1:01.738						
89	2.924	1:01.396	89	3.127	1:00.698	89	2.841	1:00.521						
3	3.084	1:01.279	3	4.041	1:01.452	3	3.300	1:00.066						
55	6.790	1:01.336	55	7.685	1:01.390	55	8.263	1:01.385						
45	1 LAP	1:03.607	45	1 LAP	1:03.298	45	1 LAP	1:03.464						
99	11.769	1:02.160	99	15.363	1:04.089	99	19.995	1:05.439						
12	19.477	1:02.302	12	20.736	1:01.754	12	22.357	1:02.428						
67	23.040	1:01.540	67	24.192	1:01.647	67	24.931	1:01.546						
15	25.520	1:02.426	15	26.879	1:01.854	15	28.916	1:02.844						
35	26.251	1:01.880	35	27.995	1:02.239	35	29.457	1:02.269						
27	31.987	1:02.664	27	33.551	1:02.059	27	34.661	1:01.917						
7	32.744	1:01.433	51	34.035	1:01.407	51	34.845	1:01.617						
51	33.123	1:00.981	7	34.454	1:02.205	7	35.425	1:01.778						
47	40.686	1:02.409	47	42.577	1:02.386	47	43.714	1:01.944						
22	43.078	1:02.627	22	44.140	1:01.557	22	44.682	1:01.349						
33	43.897	1:02.515	33	45.727	1:02.325	33	47.392	1:02.472						
13	52.654	1:10.497	13	52.839	1:00.680	13	1:08.231	1:16.199						

Matador Tyres Radical BiDuro Championship

GRID Race 6

ROW 11	28 HILL	8 SUTTERBY
ROW 10	96 MORTIMER	90 FERGUSON
ROW 9	13 GARMSTON	45 COMPTON
ROW 8	22 GREENFIELD	33 CRAVEN
ROW 7	7 MARDLIN	47 QUAIFE
ROW 6	27 ELLIOTT	51 MERCER
ROW 5	15 ALI	35 GIBB
ROW 4	12 JONES	67 ABBOTT
ROW 3	55 HYDE	99 OLDROYD
ROW 2	89 STONEY	3 FREEMAN
ROW 1	6 WILLIAMS	17 GREAVES
POLE		

Weather/Track Sunny/Dry

These results are provisional until the conclusion of any judicial and technical matters.

Pembrey

Circuit Length = 1.4560 miles.

Start: 13:18 End: 13:36

Clerk of Course:	Stewards:	Timekeeper:
------------------	-----------	-------------

Matador Tyres Radical BiDuro Championship

RACE RESULT

POS	NO	CL	NAME	NAT	ENTRY	TIME	LAPS	GAP	MPH	BEST
1	3	SR	Tony FREEMAN		Radical SR4 Clubsport	11:08.271	11		86.27	59.573
2	89	SR	Chris STONEY		radical SR4 Clubsport	11:08.706	11	0.435	86.22	59.486
3	55	SR	Mick HYDE		Radical SR4 Clubsport	11:13.839	11	5.568	85.56	59.882
4	96	SR	Alexander MORTIMER		Radical SR4 Clubsport	11:13.993	11	5.722	85.54	59.335
5	12	C	Tim JONES		Radical Clubsport	11:15.600	11	7.329	85.34	59.863
6	67	SR	Philip ABBOTT		Radical SR4 Clubsport	11:16.686	11	8.415	85.20	59.844
7	35	C	Phillip GIBB		Radical Clubsport	11:19.344	11	11.073	84.87	1:00.235
8	15	C	Altay ALI		Radical Clubsport	11:19.393	11	11.122	84.86	1:00.132
9	22	C	Jim GREENFIELD		Radical Clubsport	11:28.465	11	20.194	83.74	1:01.337
10	13	C	Simon GARMSTON		Radical Clubsport	11:28.956	11	20.685	83.68	1:00.773
11	8	C	Mark SUTTERBY		Radical Clubsport	11:29.122	11	20.851	83.66	59.755
12	33	C	Charles CRAVEN		Radical Clubsport	11:30.338	11	22.067	83.52	1:00.762
13	47	C	Michael QUAIFE		Radical Clubsport	11:36.377	11	28.106	82.79	1:01.627
14	28	C	Nicholas HILL		Radical Clubsport	11:36.644	11	28.373	82.76	1:01.451
15	27	C	Ben ELLIOTT		Radical Clubsport	11:36.825	11	28.554	82.74	59.868
16	45	C	Dan COMPTON		Radical Biduro	11:37.891	11	29.620	82.61	1:01.439
17	51	SR	Henry MORGAN		Radical SR4 Clubsport	11:40.700	11	32.429	82.28	1:00.191
18	7	SR	Adrian MARDLIN		Radical SR4 Clubsport	11:49.112	11	40.841	81.31	1:01.584

NOT CLASSIFIED

6	C	Duncan WILLIAMS	Radical SR4 Clubsport	11:00.997	10	D.N.F.	79.29	59.786
17	C	Tim GREAVES	Radical Clubsport	4:06.156	1	D.N.F.	21.29	4:06.156

FASTEST LAP

96	SR	Alexander MORTIMER	Radical SR4 Clubsport	59.335	7	88.33mph	142.16kph
8	C	Mark SUTTERBY	Radical Clubsport	59.755	11	87.71mph	141.16kph

race red Flagged, Car 99 Not included in results

Pembrey
Circuit Length = 1.4560 miles.
Start: 15:54 End: 16:06

These results are provisional until the conclusion of any judicial and technical matters.

Clerk of Course:	Stewards:	Timekeeper:
------------------	-----------	-------------

Matador Tyres Radical BiDuro Championship

LAP CHART

Lap 1			Lap 2			Lap 3			Lap 4			Lap 5		
No	Behind	Laptime	No	Behind	Laptime	No	Behind	Laptime	No	Behind	Laptime	No	Behind	Laptime
17		4:06.156							89		4:07.005	89		1:00.348
									3	0.655	4:07.660	3	0.570	1:00.263
									55	2.416	4:09.421	55	2.156	1:00.088
									6	3.239	4:10.244	6	3.403	1:00.512
									99	3.587	4:10.592	99	3.829	1:00.590
									12	4.494	4:11.499	12	4.724	1:00.578
									67	4.994	4:11.999	96	5.493	1:00.082
									96	5.759	4:12.764	67	6.012	1:01.366
									35	6.835	4:13.840	35	7.337	1:00.850
									15	7.455	4:14.460	15	8.200	1:01.093
									22	8.044	4:15.049	22	9.512	1:01.816
									7	8.504	4:15.509	7	9.844	1:01.688
									47	12.348	4:19.353	47	13.627	1:01.627
									13	12.641	4:19.646	13	13.982	1:01.689
									33	12.946	4:19.951	33	14.104	1:01.506
									51	13.278	4:20.283	51	15.405	1:02.475
									45	13.679	4:20.684	45	16.030	1:02.699
									8	15.202	4:22.207	8	16.360	1:01.506
									28	15.659	4:22.664	28	16.845	1:01.534
									27	25.800	4:32.805	27	25.320	59.868

race red Flagged, Car 99 Not included in results

Pembrey
 Circuit Length = 1.4560 miles.
 Start: 15:54 End: 16:06

Matador Tyres Radical BiDuro Championship

RACE RESULT Race 15

POS	NO	CL	NAME	NAT	ENTRY	TIME	LAPS	GAP	MPH	BEST
1	96	SR	Alexander MORTIMER		Radical SR4 Clubsport	17:52.506	18		87.97	58.844
2	27	C	Ben ELLIOTT		Radical Clubsport	18:04.294	18	11.788	87.01	59.031
3	89	SR	Chris STONEY		radical SR4 Clubsport	18:05.671	18	13.165	86.90	59.037
4	3	SR	Tony FREEMAN		Radical SR4 Clubsport	18:08.446	18	15.940	86.68	58.977
5	55	SR	Mick HYDE		Radical SR4 Clubsport	18:13.836	18	21.330	86.25	59.830
6	99	SR	David OLDROYD		Radical SR4 Clubsport	18:15.775	18	23.269	86.10	59.535
7	44	C	Jonathan WHITE		Radical Clubsport	18:16.945	18	24.439	86.01	59.885
8	35	C	Phillip GIBB		Radical Clubsport	18:23.430	18	30.924	85.50	1:00.315
9	17	C	Tim GREAVES		Radical Clubsport	18:26.003	18	33.497	85.30	1:00.278
10	67	SR	Philip ABBOTT		Radical SR4 Clubsport	18:26.674	18	34.168	85.25	1:00.181
11	12	C	Tim JONES		Radical Clubsport	18:26.867	18	34.361	85.24	1:00.044
12	7	SR	Adrian MARDLIN		Radical SR4 Clubsport	18:27.541	18	35.035	85.18	1:00.134
13	90	SR	Jeremy FERGUSON		Radical SR4 Clubsport	18:27.649	18	35.143	85.17	1:00.049
14	51	SR	Henry MORGAN		Radical SR4 Clubsport	18:28.320	18	35.814	85.12	1:00.092
15	28	C	Nicholas HILL		Radical Clubsport	18:29.225	18	36.719	85.05	1:00.294
16	22	C	Jim GREENFIELD		Radical Clubsport	18:35.838	18	43.332	84.55	1:00.478
17	33	C	Charles CRAVEN		Radical Clubsport	18:36.314	18	43.808	84.51	1:00.664
18	47	C	Michael QUAIFFE		Radical Clubsport	18:52.880	18	1:00.374	83.28	1:01.440
19	13	C	Simon GARMSTON		Radical Clubsport	18:53.534	18	1:01.028	83.23	1:00.508

NOT CLASSIFIED

8	C	Mark SUTTERBY	Radical Clubsport	15:21.815	15	D.N.F.	85.29	1:00.032
---	---	---------------	-------------------	-----------	----	--------	-------	----------

FASTEST LAP

96	SR	Alexander MORTIMER	Radical SR4 Clubsport	58.844	15	89.07mph	143.35kph
27	C	Ben ELLIOTT	Radical Clubsport	59.031	10	88.79mph	142.90kph

Weather/Track Sunny/Dry

These results are provisional until the conclusion of any judicial and technical matters.

Pembrey

Circuit Length = 1.4560 miles.

Start: 14:15 End: 14:33

Clerk of Course:	Stewards:	Timekeeper:
------------------	-----------	-------------

Matador Tyres Radical BiDuro Championship

LAP CHART

Lap 1			Lap 2			Lap 3			Lap 4			Lap 5		
No	Behind	Laptime	No	Behind	Laptime	No	Behind	Laptime	No	Behind	Laptime	No	Behind	Laptime
96		1:04.686	96		59.606	96		59.466	96		59.242	96		59.419
89	1.841	1:06.527	89	2.003	59.768	89	2.988	1:00.451	89	3.818	1:00.072	89	4.538	1:00.139
3	2.266	1:06.952	3	2.529	59.869	3	3.198	1:00.135	3	4.184	1:00.228	3	4.878	1:00.113
27	2.531	1:07.217	27	2.927	1:00.002	27	3.515	1:00.054	27	4.539	1:00.266	27	5.250	1:00.130
99	3.482	1:08.168	99	4.661	1:00.785	99	5.281	1:00.086	99	6.117	1:00.078	99	6.689	59.991
55	3.829	1:08.515	55	5.726	1:01.503	55	6.263	1:00.003	55	7.224	1:00.203	55	7.976	1:00.171
67	4.668	1:09.354	67	7.104	1:02.042	35	8.428	1:00.659	35	9.577	1:00.391	35	10.517	1:00.359
35	4.932	1:09.618	35	7.235	1:01.909	67	9.230	1:01.592	67	10.959	1:00.971	67	12.114	1:00.574
8	5.258	1:09.944	44	7.399	1:01.558	44	9.333	1:01.400	44	11.074	1:00.983	44	12.184	1:00.529
44	5.447	1:10.133	7	7.661	1:01.330	7	9.944	1:01.749	17	11.360	1:00.379	17	12.686	1:00.745
7	5.937	1:10.623	8	8.082	1:02.430	17	10.223	1:01.385	7	11.846	1:01.144	7	13.301	1:00.874
17	6.444	1:11.130	17	8.304	1:01.466	8	10.828	1:02.212	8	12.305	1:00.719	8	13.485	1:00.599
13	6.763	1:11.449	13	8.830	1:01.673	12	12.303	1:01.844	12	14.041	1:00.980	12	15.753	1:01.131
90	7.323	1:12.009	12	9.925	1:01.610	90	12.706	1:01.659	90	14.267	1:00.803	90	15.972	1:01.124
12	7.921	1:12.607	90	10.513	1:02.796	28	13.203	1:01.763	28	15.114	1:01.153	51	17.477	1:01.400
			28	10.906	2:15.198	51	14.082	1:02.180	51	15.496	1:00.656	28	17.799	1:02.104
			51	11.368	2:15.660	22	14.386	1:02.211	22	16.659	1:01.515	22	18.495	1:01.255
			22	11.641	2:15.933	33	14.644	1:02.180	33	17.112	1:01.710	33	18.888	1:01.195
			33	11.930	2:16.222	47	15.974	1:02.585	47	18.721	1:01.989	47	20.755	1:01.453
			47	12.855	2:17.147	13	31.421	1:22.057	13	34.252	1:02.073	13	35.997	1:01.164

Matador Tyres Radical BiDuro Championship

LAP CHART

(contd.)

Lap 6			Lap 7			Lap 8			Lap 9			Lap 10		
No	Behind	Laptime	No	Behind	Laptime	No	Behind	Laptime	No	Behind	Laptime	No	Behind	Laptime
96		59.085	96		59.355	96		59.362	96		59.219	96		58.963
3	6.786	1:00.993	3	6.793	59.362	3	6.952	59.521	3	6.710	58.977	3	6.989	59.242
27	7.174	1:01.009	27	7.367	59.548	27	7.485	59.480	27	7.482	59.216	27	7.550	59.031
89	7.786	1:02.333	89	8.092	59.661	89	8.396	59.666	89	8.214	59.037	89	8.664	59.413
99	8.091	1:00.487	99	8.634	59.898	99	8.993	59.721	99	9.309	59.535	99	10.007	59.661
55	8.858	59.967	55	9.691	1:00.188	55	10.159	59.830	55	10.850	59.910	55	12.125	1:00.238
35	12.140	1:00.708	35	13.916	1:01.131	44	14.515	59.931	44	15.548	1:00.252	44	16.489	59.904
44	12.984	59.885	44	13.946	1:00.317	35	15.446	1:00.892	35	16.726	1:00.499	35	18.078	1:00.315
67	14.184	1:01.155	17	15.928	1:00.860	17	17.264	1:00.698	17	18.510	1:00.465	17	19.958	1:00.411
17	14.423	1:00.822	67	16.055	1:01.226	67	17.843	1:01.150	67	19.134	1:00.510	67	20.638	1:00.467
8	15.038	1:00.638	8	16.354	1:00.671	8	18.038	1:01.046	8	19.444	1:00.625	8	20.731	1:00.250
7	15.783	1:01.567	7	16.944	1:00.516	7	18.590	1:01.008	90	19.985	1:00.482	90	21.071	1:00.049
90	16.962	1:00.075	90	17.981	1:00.374	90	18.722	1:00.103	7	20.691	1:01.320	7	21.862	1:00.134
12	18.016	1:01.348	12	19.299	1:00.638	12	20.134	1:00.197	12	21.189	1:00.274	12	22.763	1:00.537
51	18.931	1:00.539	51	20.138	1:00.562	51	21.249	1:00.473	51	22.122	1:00.092	51	23.391	1:00.232
28	19.970	1:01.256	28	21.949	1:01.334	28	22.881	1:00.294	28	24.264	1:00.602	28	25.806	1:00.505
22	21.003	1:01.593	22	22.961	1:01.313	33	25.032	1:00.842	33	26.525	1:00.712	33	28.226	1:00.664
33	21.415	1:01.612	33	23.552	1:01.492	22	25.398	1:01.799	22	27.273	1:01.094	22	29.027	1:00.717
47	23.432	1:01.762	47	26.241	1:02.164	47	28.740	1:01.861	47	30.961	1:01.440	47	34.240	1:02.242
13	37.759	1:00.847	13	39.261	1:00.857	13	41.072	1:01.173	13	42.398	1:00.545	13	43.943	1:00.508

Matador Tyres Radical BiDuro Championship

LAP CHART

(contd.)

Lap 11			Lap 12			Lap 13			Lap 14			Lap 15		
No	Behind	Laptime	No	Behind	Laptime	No	Behind	Laptime	No	Behind	Laptime	No	Behind	Laptime
96		59.163	96		59.089	96		59.132	96		59.508	96		58.844
3	7.285	59.459	3	7.528	59.332	3	7.851	59.455	3	8.412	1:00.069	27	9.744	59.943
27	7.929	59.542	27	8.163	59.323	27	8.154	59.123	27	8.645	59.999	89	11.817	1:01.482
89	8.845	59.344	89	8.954	59.198	89	9.305	59.483	89	9.179	59.382	3	14.862	1:05.294
99	10.520	59.676	99	11.511	1:00.080	99	12.558	1:00.179	99	13.838	1:00.788	99	15.952	1:00.958
55	12.955	59.993	55	14.016	1:00.150	55	15.160	1:00.276	55	16.088	1:00.436	55	17.612	1:00.368
44	17.802	1:00.476	44	18.629	59.916	44	19.505	1:00.008	44	20.096	1:00.099	44	21.584	1:00.332
35	19.646	1:00.731	35	20.991	1:00.434	35	22.996	1:01.137	35	23.999	1:00.511	35	26.290	1:01.135
17	21.458	1:00.663	17	23.544	1:01.175	17	25.845	1:01.433	8	26.484	1:00.032	8	27.676	1:00.036
8	21.829	1:00.261	8	23.790	1:01.050	8	25.960	1:01.302	17	27.208	1:00.871	17	28.642	1:00.278
67	22.774	1:01.299	67	24.087	1:00.402	67	26.512	1:01.557	67	27.666	1:00.662	67	29.917	1:01.095
90	22.950	1:01.042	12	25.434	1:00.596	12	26.763	1:00.461	12	27.854	1:00.599	12	30.224	1:01.214
12	23.927	1:00.327	7	25.835	1:00.640	51	27.488	1:00.580	51	28.304	1:00.324	51	30.723	1:01.263
7	24.284	1:01.585	51	26.040	1:00.233	7	28.643	1:01.940	7	29.446	1:00.311	7	31.243	1:00.641
51	24.896	1:00.668	90	26.566	1:02.705	90	28.868	1:01.434	90	29.826	1:00.466	90	31.471	1:00.489
28	27.037	1:00.394	28	28.288	1:00.340	28	30.289	1:01.133	28	31.157	1:00.376	28	32.970	1:00.657
33	29.732	1:00.669	33	31.340	1:00.697	33	34.371	1:02.163	33	35.666	1:00.803	33	37.763	1:00.941
22	30.375	1:00.511	22	31.764	1:00.478	22	34.735	1:02.103	22	36.513	1:01.286	22	38.284	1:00.615
47	37.427	1:02.350	47	40.559	1:02.221	47	43.787	1:02.360	47	46.561	1:02.282	47	50.660	1:02.943
13	45.604	1:00.824	13	48.569	1:02.054	13	50.748	1:01.311	13	52.592	1:01.352	13	54.803	1:01.055

Matador Tyres Radical BiDuro Championship

LAP CHART

(contd.)

Lap 16			Lap 17			Lap 18			Lap 19			Lap 20		
No	Behind	Laptime	No	Behind	Laptime	No	Behind	Laptime	No	Behind	Laptime	No	Behind	Laptime
96		59.083	96		59.650	96		59.634						
27	10.336	59.675	27	10.760	1:00.074	27	11.788	1:00.662						
89	12.595	59.861	89	13.192	1:00.247	89	13.165	59.607						
3	15.328	59.549	3	15.563	59.885	3	15.940	1:00.011						
99	17.734	1:00.865	99	19.939	1:01.855	55	21.330	1:00.871						
55	18.401	59.872	55	20.093	1:01.342	99	23.269	1:02.964						
44	22.939	1:00.438	44	23.836	1:00.547	44	24.439	1:00.237						
35	28.264	1:01.057	35	29.365	1:00.751	35	30.924	1:01.193						
17	30.233	1:00.674	17	31.633	1:01.050	17	33.497	1:01.498						
67	31.015	1:00.181	67	31.957	1:00.592	67	34.168	1:01.845						
12	31.185	1:00.044	12	32.384	1:00.849	12	34.361	1:01.611						
51	32.684	1:01.044	7	33.647	1:00.219	7	35.035	1:01.022						
7	33.078	1:00.918	90	34.341	1:00.724	90	35.143	1:00.436						
90	33.267	1:00.879	51	34.891	1:01.857	51	35.814	1:00.557						
28	34.920	1:01.033	28	35.631	1:00.361	28	36.719	1:00.722						
22	40.844	1:01.643	22	42.019	1:00.825	22	43.332	1:00.947						
33	41.194	1:02.514	33	42.483	1:00.939	33	43.808	1:00.959						
47	54.598	1:03.021	47	56.864	1:01.916	47	1:00.374	1:03.144						
13	56.729	1:01.009	13	59.254	1:02.175	13	1:01.028	1:01.408						

Matador Tyres Radical BiDuro Championship

GRID Race 19

ROW 10	13 GARMSTON	8 SUTTERBY
ROW 9	33 CRAVEN	47 QUAIFE
ROW 8	28 HILL	22 GREENFIELD
ROW 7	90 FERGUSON	51 MORGAN
ROW 6	12 JONES	7 MARDLIN
ROW 5	17 GREAVES	67 ABBOTT
ROW 4	44 WHITE	35 GIBB
ROW 3	55 HYDE	99 OLDROYD
ROW 2	89 STONEY	3 FREEMAN
ROW 1	96 MORTIMER	27 ELLIOTT
	POLE	

Weather/Track Sunny/Dry

These results are provisional until the conclusion of any judicial and technical matters.

Pembrey

Circuit Length = 1.4560 miles.

Start: 14:15 End: 14:33

Clerk of Course:

Stewards:

Timekeeper:

Matador Tyres Radical BiDuro Championship

RACE RESULT Race 19

POS	NO	CL	NAME	NAT	ENTRY	TIME	LAPS	GAP	MPH	BEST
1	96	SR	Alexander MORTIMER		Radical SR4 Clubsport	17:52.779	18		87.94	58.727
2	89	SR	Chris STONEY		radical SR4 Clubsport	17:58.996	18	6.217	87.44	59.054
3	27	C	Ben ELLIOTT		Radical Clubsport	17:59.180	18	6.401	87.42	59.212
4	99	SR	David OLDROYD		Radical SR4 Clubsport	18:06.194	18	13.415	86.86	59.324
5	3	SR	Tony FREEMAN		Radical SR4 Clubsport	18:07.428	18	14.649	86.76	59.379
6	55	SR	Mick HYDE		Radical SR4 Clubsport	18:14.549	18	21.770	86.19	59.872
7	44	C	Jonathan WHITE		Radical Clubsport	18:15.635	18	22.856	86.11	59.595
8	90	SR	Jeremy FERGUSON		Radical SR4 Clubsport	18:18.565	18	25.786	85.88	59.636
9	35	C	Phillip GIBB		Radical Clubsport	18:33.415	18	40.636	84.73	1:00.655
10	67	SR	Philip ABBOTT		Radical SR4 Clubsport	18:33.934	18	41.155	84.69	1:00.609
11	6	C	Duncan WILLIAMS		Radical SR4 Clubsport	18:34.097	18	41.318	84.68	1:00.157
12	12	C	Tim JONES		Radical Clubsport	18:34.487	18	41.708	84.65	1:00.730
13	33	C	Charles CRAVEN		Radical Clubsport	18:35.760	18	42.981	84.56	1:00.373
14	51	SR	Henry MORGAN		Radical SR4 Clubsport	18:35.980	18	43.201	84.54	1:00.329
15	22	C	Jim GREENFIELD		Radical Clubsport	18:39.423	18	46.644	84.28	1:00.715
16	28	C	Nicholas HILL		Radical Clubsport	18:39.739	18	46.960	84.26	1:00.548
17	13	C	Simon GARMSTON		Radical Clubsport	18:52.915	18	1:00.136	83.28	1:00.837
18	7	SR	Adrian MARDLIN		Radical SR4 Clubsport	18:48.638	17	1 LAP	78.95	1:00.815
NOT CLASSIFIED										
17	C	Tim GREAVES		Radical Clubsport		13:32.876	13	D.N.F.	83.82	59.789
FASTEST LAP										
96	SR	Alexander MORTIMER		Radical SR4 Clubsport		58.727	9	89.25mph	143.63kph	
27	C	Ben ELLIOTT		Radical Clubsport		59.212	8	88.52mph	142.46kph	

Weather/Track Sunny/Dry

These results are provisional until the conclusion of any judicial and technical matters.

Pembrey

Circuit Length = 1.4560 miles.

Start: 16:27 End: 16:45

Clerk of Course:	Stewards:	Timekeeper:
------------------	-----------	-------------

Matador Tyres Radical BiDuro Championship

LAP CHART

Lap 1			Lap 2			Lap 3			Lap 4			Lap 5		
No	Behind	Laptime	No	Behind	Laptime	No	Behind	Laptime	No	Behind	Laptime	No	Behind	Laptime
96		1:04.110	96		59.003	96		59.276	96		59.240	96		59.319
89	1.098	1:05.208	89	1.288	59.193	89	2.388	1:00.376	89	2.511	59.363	89	2.543	59.351
27	2.001	1:06.111	27	2.657	59.659	27	3.636	1:00.255	27	3.888	59.492	27	4.074	59.505
3	3.077	1:07.187	3	4.169	1:00.095	3	5.609	1:00.716	3	6.641	1:00.272	3	6.738	59.416
55	3.437	1:07.547	55	5.071	1:00.637	55	6.172	1:00.377	55	7.346	1:00.414	55	7.983	59.956
35	3.966	1:08.076	99	6.090	1:01.020	99	6.935	1:00.121	99	7.642	59.947	99	8.140	59.817
99	4.073	1:08.183	35	6.775	1:01.812	35	9.000	1:01.501	44	11.917	1:01.796	44	12.811	1:00.213
44	4.289	1:08.399	17	7.035	1:01.444	17	9.179	1:01.420	35	12.226	1:02.466	35	13.937	1:01.030
17	4.594	1:08.704	44	7.168	1:01.882	44	9.361	1:01.469	7	12.433	1:01.580	7	14.214	1:01.100
7	5.191	1:09.301	7	7.677	1:01.489	7	10.093	1:01.692	90	12.690	1:01.425	90	14.436	1:01.065
67	5.734	1:09.844	90	8.157	1:01.178	90	10.505	1:01.624	67	13.220	1:01.123	67	14.808	1:00.907
90	5.982	1:10.092	67	8.702	1:01.971	67	11.337	1:01.911	13	13.636	1:01.158	12	15.689	1:00.980
13	6.498	1:10.608	13	9.269	1:01.774	13	11.718	1:01.725	12	14.028	1:01.193	13	15.787	1:01.470
12	6.955	1:11.065	12	9.608	1:01.656	12	12.075	1:01.743	22	14.898	1:01.352	22	16.294	1:00.715
22	7.457	1:11.567	22	10.061	1:01.607	22	12.786	1:02.001	33	15.631	1:01.500	33	17.165	1:00.853
33	7.983	1:12.093	33	10.529	1:01.549	33	13.371	1:02.118	51	16.288	1:01.920	51	18.357	1:01.388
51	8.521	1:12.631	51	11.060	1:01.542	51	13.608	1:01.824	6	16.799	1:02.056	6	18.654	1:01.174
6	8.771	1:12.881	6	11.456	1:01.688	6	13.983	1:01.803	17	20.827	1:10.888	17	21.916	1:00.408
28	9.008	1:13.118	28	18.993	1:08.988	28	21.116	1:01.399	28	22.987	1:01.111	28	25.094	1:01.426

Matador Tyres Radical BiDuro Championship LAP CHART

(contd.)

Lap 6			Lap 7			Lap 8			Lap 9			Lap 10		
No	Behind	Laptime	No	Behind	Laptime	No	Behind	Laptime	No	Behind	Laptime	No	Behind	Laptime
96		59.342	96		58.790	96		58.888	96		58.727	96		59.071
89	2.425	59.224	89	2.689	59.054	89	3.187	59.386	89	4.526	1:00.066	89	5.080	59.625
27	4.516	59.784	27	5.255	59.529	27	5.579	59.212	27	6.317	59.465	27	6.993	59.747
3	7.014	59.618	3	8.389	1:00.165	3	8.880	59.379	3	9.655	59.502	3	10.164	59.580
99	9.214	1:00.416	99	10.054	59.630	99	10.501	59.335	99	11.559	59.785	99	12.058	59.570
55	9.742	1:01.101	55	11.320	1:00.368	55	12.375	59.943	55	14.029	1:00.381	55	14.830	59.872
44	13.741	1:00.272	44	14.656	59.705	44	15.363	59.595	44	16.997	1:00.361	44	18.752	1:00.826
35	15.918	1:01.323	35	18.219	1:01.091	35	19.986	1:00.655	90	22.804	1:01.323	90	23.423	59.690
90	16.087	1:00.993	90	18.468	1:01.171	90	20.208	1:00.628	35	23.347	1:02.088	35	26.089	1:01.813
7	16.759	1:01.887	7	18.909	1:00.940	7	20.988	1:00.967	7	23.970	1:01.709	12	27.019	1:01.902
67	17.128	1:01.662	67	19.196	1:00.858	12	21.774	1:01.278	12	24.188	1:01.141	67	27.107	1:01.802
12	17.305	1:00.958	12	19.384	1:00.869	67	22.441	1:02.133	67	24.376	1:00.662	13	27.498	1:01.651
13	18.268	1:01.823	13	20.510	1:01.032	13	22.768	1:01.146	13	24.918	1:00.877	33	29.145	1:02.399
22	18.599	1:01.647	22	21.061	1:01.252	22	23.208	1:01.035	22	25.747	1:01.266	7	29.727	1:04.828
33	19.148	1:01.325	33	21.562	1:01.204	33	23.676	1:01.002	33	25.817	1:00.868	17	29.797	1:01.421
51	19.579	1:00.564	51	21.774	1:00.985	6	25.300	1:02.140	6	27.110	1:00.537	22	30.067	1:03.391
6	20.472	1:01.160	6	22.048	1:00.366	17	25.461	1:00.836	17	27.447	1:00.713	6	30.155	1:02.116
17	22.514	59.940	17	23.513	59.789	51	25.954	1:03.068	51	28.661	1:01.434	51	30.531	1:00.941
28	26.881	1:01.129	28	29.484	1:01.393	28	31.537	1:00.941	28	33.718	1:00.908	28	35.876	1:01.229

Matador Tyres Radical BiDuro Championship LAP CHART

(contd.)

Lap 11			Lap 12			Lap 13			Lap 14			Lap 15		
No	Behind	Laptime	No	Behind	Laptime	No	Behind	Laptime	No	Behind	Laptime	No	Behind	Laptime
96		59.184	96		59.634	96		59.628	96		59.640	96		59.571
89	5.544	59.648	89	5.436	59.526	89	5.916	1:00.108	89	6.275	59.999	89	5.853	59.149
27	7.191	59.382	27	6.883	59.326	27	6.821	59.566	27	6.841	59.660	27	6.625	59.355
3	10.873	59.893	3	11.009	59.770	3	11.488	1:00.107	3	12.252	1:00.404	99	13.236	1:00.014
99	12.198	59.324	99	12.320	59.756	99	12.197	59.505	99	12.793	1:00.236	3	13.441	1:00.760
55	15.552	59.906	55	16.504	1:00.586	55	17.710	1:00.834	55	18.831	1:00.761	55	19.668	1:00.408
44	20.114	1:00.546	44	20.386	59.906	44	21.069	1:00.311	44	21.586	1:00.157	44	21.949	59.934
90	24.256	1:00.017	90	24.737	1:00.115	90	24.920	59.811	90	24.916	59.636	90	25.270	59.925
35	28.306	1:01.401	35	29.917	1:01.245	12	31.927	1:01.365	35	34.991	1:02.477	35	36.526	1:01.106
12	28.834	1:00.999	12	30.190	1:00.990	35	32.154	1:01.865	67	35.170	1:02.531	67	36.758	1:01.159
67	29.329	1:01.406	67	30.304	1:00.609	67	32.279	1:01.603	13	35.472	1:02.360	12	37.303	1:01.220
13	29.651	1:01.337	13	31.009	1:00.992	13	32.752	1:01.371	12	35.654	1:03.367	13	37.772	1:01.871
33	30.334	1:00.373	33	31.649	1:00.949	6	33.890	1:01.467	6	36.321	1:02.071	6	37.960	1:01.210
17	30.740	1:00.127	17	31.759	1:00.653	33	35.046	1:03.025	33	36.609	1:01.203	51	38.543	1:01.333
6	31.128	1:00.157	6	32.051	1:00.557	51	35.776	1:02.083	51	36.781	1:00.645	33	38.649	1:01.611
51	32.626	1:01.279	51	33.321	1:00.329	22	36.961	1:01.763	22	38.803	1:01.482	22	40.694	1:01.462
22	32.891	1:02.008	22	34.826	1:01.569	17	38.664	1:06.533	28	42.445	1:01.467	28	43.514	1:00.640
28	38.056	1:01.364	28	39.029	1:00.607	28	40.618	1:01.217	7	1 LAP	1:01.696	7	1 LAP	1:00.815
7	41.533	1:10.990P				7	1 LAP	2:04.415						

Matador Tyres Radical BiDuro Championship

LAP CHART

(contd.)

Lap 16			Lap 17			Lap 18			Lap 19			Lap 20		
No	Behind	Laptime	No	Behind	Laptime	No	Behind	Laptime	No	Behind	Laptime	No	Behind	Laptime
96		59.556	96		59.472	96		1:00.328						
89	5.824	59.527	89	6.543	1:00.191	89	6.217	1:00.002						
27	6.359	59.290	27	7.150	1:00.263	27	6.401	59.579						
99	13.486	59.806	99	13.916	59.902	99	13.415	59.827						
3	14.516	1:00.631	3	14.863	59.819	3	14.649	1:00.114						
55	20.362	1:00.250	55	21.235	1:00.345	55	21.770	1:00.863						
44	22.336	59.943	44	23.031	1:00.167	44	22.856	1:00.153						
90	25.693	59.979	90	26.088	59.867	90	25.786	1:00.026						
35	37.970	1:01.000	35	39.579	1:01.081	35	40.636	1:01.385						
67	38.347	1:01.145	67	40.225	1:01.350	67	41.155	1:01.258						
12	38.477	1:00.730	12	40.372	1:01.367	6	41.318	1:00.438						
13	39.053	1:00.837	6	41.208	1:01.316	12	41.708	1:01.664						
6	39.364	1:00.960	13	41.918	1:02.337	33	42.981	1:01.168						
33	39.970	1:00.877	33	42.141	1:01.643	51	43.201	1:01.086						
51	40.614	1:01.627	51	42.443	1:01.301	22	46.644	1:01.684						
22	42.783	1:01.645	22	45.288	1:01.977	28	46.960	1:00.548						
28	45.091	1:01.133	28	46.740	1:01.121	7	1 LAP	1:02.288						
7	1 LAP	1:01.592	7	1 LAP	1:01.349	13	1:00.136	1:18.546						

Alfa Romeo Championship

QUALIFYING

POS	NO	CL	NAME	NAT	ENTRY	TIME	LAPS	GAP	MPH
1	7	01	Nick HUMPHREY		Alfa Romeo 75	1:08.136	8		76.92
2	5	01	Paul BUCKLEY		Alfa Romeo 75 3.0 V6	1:08.372	9	0.236	76.66
3	25	02	Bryan SHRUBB		Alfa Romeo 33 8V	1:09.945	13	1.809	74.93
4	97	03	Neil SMITH		Alfa Romeo 156 Veloce 2.0 TS	1:09.956	13	1.820	74.92
5	51	04	Roger EVANS		Alfa Romeo 155 3.0 V6	1:11.927	13	3.791	72.87
6	15	02	Simon BIRD		Alfa Romeo 33	1:12.004	13	3.868	72.79
7	49	04	Martin WILLIAMS		Alfa Romeo 75 3.0 V6	1:12.098	9	3.962	72.70
8	6	02	John GRIFFITHS		Alfa Romeo 156 Veloce	1:12.464	11	4.328	72.33
9	14	01	Andy PAGE		Alfa Romeo Giulietta 1.8 Turbo	1:12.753	13	4.617	72.04
10	4	01	Keith WAITE		Alfa Romeo 75 3.0 V6	1:13.714	13	5.578	71.10
11	62	06	Chris HEALEY		Alfa Romeo 33 1.7 16V	1:14.558	8	6.422	70.30
12	98	06	Emma KARWACKI		Alfa Romeo 33 16V Cloverleaf	1:15.931	13	7.795	69.03

Weather/Track Sunny/Dry

These results are provisional until the conclusion of any judicial and technical matters.

Pembrey

Circuit Length = 1.4560 miles.

Start: 09:53 End: 10:08

Clerk of Course:	Stewards:	Timekeeper:
------------------	-----------	-------------


Alfa Romeo Championship

LAP ANALYSIS

4	Keith WAITE	Alfa Romeo 75 3.0 V6			
1 -	6:54.704	6 -	1:14.352	11 -	1:13.772
2 -	1:31.698	7 -	1:13.762	12 -	1:13.714
3 -	1:24.050	8 -	1:15.233	13 -	1:14.277
4 -	1:17.092	9 -	1:14.122		
5 -	1:14.535	10 -	1:13.787		
5	Paul BUCKLEY	Alfa Romeo 75 3.0 V6			
1 -	6:41.917	6 -	1:08.798		
2 -	1:25.466	7 -	1:18.022		
3 -	1:10.905	8 -	1:17.510		
4 -	1:12.674	9 -	1:12.064		
5 -	1:08.372				
6	John GRIFFITHS	Alfa Romeo 156 Veloce			
1 -	6:56.658	6 -	2:50.919	11 -	1:12.464
2 -	1:30.788	7 -	1:15.352		
3 -	1:23.569	8 -	1:17.815		
4 -	1:22.156	9 -	1:14.231		
5 -	1:18.879P	10 -	1:13.974		
7	Nick HUMPHREY	Alfa Romeo 75			
1 -	6:49.988	6 -	1:08.136		
2 -	1:24.595	7 -	1:10.917		
3 -	1:14.440	8 -	1:14.892P		
4 -	1:12.969				
5 -	1:09.701				
14	Andy PAGE	Alfa Romeo Giulietta 1.8 Turbo			
1 -	6:52.010	6 -	1:17.909	11 -	1:15.450
2 -	1:25.444	7 -	1:19.127	12 -	1:14.196
3 -	1:16.394	8 -	1:12.753	13 -	1:17.849
4 -	1:16.002	9 -	1:16.793		
5 -	1:16.398	10 -	1:16.209		
15	Simon BIRD	Alfa Romeo 33			
1 -	6:51.329	6 -	1:15.269	11 -	1:12.725
2 -	1:25.077	7 -	1:12.908	12 -	1:12.004
3 -	1:17.463	8 -	1:13.288	13 -	1:12.181
4 -	1:15.448	9 -	1:13.109		
5 -	1:14.197	10 -	1:12.888		
25	Bryan SHRUBB	Alfa Romeo 33 8V			
1 -	6:40.655	6 -	1:10.535	11 -	1:10.498
2 -	1:26.876	7 -	1:11.004	12 -	1:11.591
3 -	1:19.331	8 -	1:11.565	13 -	1:09.945
4 -	1:16.713	9 -	1:11.961		
5 -	1:12.470	10 -	1:21.317		

Alfa Romeo Championship GRID

ROW 6	62 HEALEY	98 KARWACKI
ROW 5	14 PAGE	4 WAITE
ROW 4	49 WILLIAMS	6 GRIFFITHS
ROW 3	51 EVANS	15 BIRD
ROW 2	25 SHRUBB	97 SMITH
ROW 1	7 HUMPHREY	5 BUCKLEY
POLE		



Pembrey
Circuit Length = 1.4560 miles.

These results are provisional until the conclusion of any judicial and technical matters

Clerk of Course:	Stewards:	Timekeeper:
------------------	-----------	-------------

Alfa Romeo Championship

RACE RESULT

POS	NO	CL	NAME	NAT	ENTRY	TIME	LAPS	GAP	MPH	BEST
1	7	A	Nick HUMPHREY		Alfa Romeo 75	15:07.959	13		75.04	1:08.175
2	25	B	Bryan SHRUBB		Alfa Romeo 33 8V	15:11.184	13	3.225	74.78	1:08.910
3	5	A	Paul BUCKLEY		Alfa Romeo 75 3.0 V6	15:21.490	13	13.531	73.94	1:08.651
4	14	A	Andy PAGE		Alfa Romeo Giulietta 1.8 Turbo	15:25.450	13	17.491	73.63	1:08.792
5	61	A	Ian BROOKFIELD		Alfa Romeo 164 3.0 V6	15:28.980	13	21.021	73.35	1:09.520
6	97	C	Neil SMITH		Alfa Romeo 156 Veloce 2.0 TS	15:33.965	13	26.006	72.95	1:10.487
7	15	B	Simon BIRD		Alfa Romeo 33	15:46.585	13	38.626	71.98	1:11.093
8	51	D	Roger EVANS		Alfa Romeo 155 3.0 V6	15:49.123	13	41.164	71.79	1:11.368
9	4	A	Keith WAITE		Alfa Romeo 75 3.0 V6	15:49.477	13	41.518	71.76	1:11.419
10	49	D	Martin WILLIAMS		Alfa Romeo 33 1.7	15:52.480	13	44.521	71.54	1:11.677
11	6	B	John GRIFFITHS		Alfa Romeo 156 Veloce	16:02.305	13	54.346	70.81	1:11.410
12	98	D	Emma KARWACKI		Alfa Romeo 33 16V Cloverleaf	15:22.332	12	1 LAP	68.19	1:14.358
13	62	D	Chris HEALEY		Alfa Romeo 33 1.7 16V	15:22.735	12	1 LAP	68.16	1:14.197

FASTEST LAP

7	A	Nick HUMPHREY	Alfa Romeo 75	1:08.175	10	76.88mph	123.73kph
25	B	Bryan SHRUBB	Alfa Romeo 33 8V	1:08.910	8	76.06mph	122.41kph
97	C	Neil SMITH	Alfa Romeo 156 Veloce 2.0 TS	1:10.487	8	74.36mph	119.67kph
51	D	Roger EVANS	Alfa Romeo 155 3.0 V6	1:11.368	8	73.44mph	118.19kph

Class Amendments

Pembrey
Circuit Length = 1.4560 miles.
Start: 13:47 End: 14:02

These results are provisional until the conclusion of any judicial and technical matters

Clerk of Course:	Stewards:	Timekeeper:
------------------	-----------	-------------

Alfa Romeo Championship

LAP CHART

Lap 1			Lap 2			Lap 3			Lap 4			Lap 5		
No	Behind	Laptime	No	Behind	Laptime	No	Behind	Laptime	No	Behind	Laptime	No	Behind	Laptime
7		1:16.580	7		1:09.706	7		1:10.044	7		1:08.293	7		1:09.022
25	1.480	1:18.060	25	1.775	1:10.001	25	0.857	1:09.126	25	1.895	1:09.331	25	2.362	1:09.489
5	3.026	1:19.606	5	4.613	1:11.293	5	4.874	1:10.305	5	6.175	1:09.594	5	7.428	1:10.275
51	4.749	1:21.329	97	5.924	1:10.694	97	7.039	1:11.159	97	9.235	1:10.489	97	10.916	1:10.703
97	4.936	1:21.516	51	8.240	1:13.197	51	10.825	1:12.629	14	11.921	1:09.216	14	12.559	1:09.660
15	5.987	1:22.567	15	9.645	1:13.364	14	10.998	1:10.967	61	14.851	1:11.581	61	15.623	1:09.794
49	6.230	1:22.810	61	9.720	1:12.148	61	11.563	1:11.887	51	15.824	1:13.292	51	19.152	1:12.350
6	7.252	1:23.832	14	10.075	1:12.181	15	12.321	1:12.720	15	16.800	1:12.772	15	19.799	1:12.021
61	7.278	1:23.858	49	10.145	1:13.621	49	13.186	1:13.085	49	17.372	1:12.479	4	20.164	1:11.518
14	7.600	1:24.180	6	11.153	1:13.607	6	13.702	1:12.593	4	17.668	1:12.022	49	21.226	1:12.876
4	8.376	1:24.956	4	11.372	1:12.702	4	13.939	1:12.611	6	18.616	1:13.207	6	21.695	1:12.101
98	12.095	1:28.675	98	19.518	1:17.129	98	25.871	1:16.397	98	34.603	1:17.025	98	41.915	1:16.334
62	13.867	1:30.447	62	21.908	1:17.747	62	28.347	1:16.483	62	37.547	1:17.493	62	44.040	1:15.515

Alfa Romeo Championship LAP CHART

(contd.)

Lap 6			Lap 7			Lap 8			Lap 9			Lap 10		
No	Behind	Laptime	No	Behind	Laptime	No	Behind	Laptime	No	Behind	Laptime	No	Behind	Laptime
7		1:08.739	7		1:08.873	7		1:09.453	7		1:08.809	7		1:08.175
25	3.705	1:10.082	25	4.012	1:09.180	25	3.469	1:08.910	25	3.601	1:08.941	62	1 LAP	1:15.473
5	8.705	1:10.016	5	8.750	1:08.918	5	7.948	1:08.651	5	8.140	1:09.001	25	4.782	1:09.356
14	13.024	1:09.204	14	12.943	1:08.792	14	12.723	1:09.233	14	15.478	1:11.564	5	10.347	1:10.382
97	13.810	1:11.633	97	15.766	1:10.829	97	16.800	1:10.487	97	19.100	1:11.109	14	17.401	1:10.098
61	17.091	1:10.207	61	18.128	1:09.910	61	18.195	1:09.520	61	19.574	1:10.188	61	21.151	1:09.752
15	23.093	1:12.033	15	26.109	1:11.889	15	28.041	1:11.385	15	30.834	1:11.602	97	22.325	1:11.400
51	23.423	1:13.010	51	27.302	1:12.752	51	29.217	1:11.368	51	32.477	1:12.069	15	34.107	1:11.448
4	23.830	1:12.405	4	27.496	1:12.539	4	29.462	1:11.419	4	32.897	1:12.244	51	36.032	1:11.730
49	25.607	1:13.120	49	29.127	1:12.393	49	32.431	1:12.757	49	36.028	1:12.406	4	36.290	1:11.568
6	25.925	1:12.969	6	29.485	1:12.433	6	32.935	1:12.903	6	36.898	1:12.772	49	39.701	1:11.848
98	49.122	1:15.946	98	56.261	1:16.012	98	1:01.166	1:14.358	98	1:07.730	1:15.373	6	40.133	1:11.410
62	50.932	1:15.631	62	56.870	1:14.811	62	1:01.614	1:14.197						

Alfa Romeo Championship LAP CHART

(contd.)

Lap 11			Lap 12			Lap 13			Lap 14			Lap 15		
No	Behind	Laptime	No	Behind	Laptime	No	Behind	Laptime	No	Behind	Laptime	No	Behind	Laptime
7		1:09.367	7		1:11.207	7		1:09.691						
98	1 LAP	1:14.958	25	3.195	1:09.096	25	3.225	1:09.721						
25	5.306	1:09.891	98	1 LAP	1:14.459	5	13.531	1:12.699						
62	1 LAP	1:14.637	62	1 LAP	1:14.734	98	1 LAP	1:15.666						
5	10.754	1:09.774	5	10.523	1:10.976	62	1 LAP	1:15.567						
14	17.894	1:09.860	14	16.636	1:09.949	14	17.491	1:10.546						
61	21.854	1:10.070	61	20.478	1:09.831	61	21.021	1:10.234						
97	24.119	1:11.161	97	24.288	1:11.376	97	26.006	1:11.409						
15	35.833	1:11.093	15	36.292	1:11.666	15	38.626	1:12.025						
51	38.401	1:11.736	51	38.917	1:11.723	51	41.164	1:11.938						
4	38.645	1:11.722	4	39.155	1:11.717	4	41.518	1:12.054						
49	42.034	1:11.700	49	42.504	1:11.677	49	44.521	1:11.708						
6	42.703	1:11.937	6	43.809	1:12.313	6	54.346	1:20.228						

Alfa Romeo Championship GRID Race 10

ROW
7

62 | HEALEY

98 | KARWACKI

ROW
6

6 | GRIFFITHS

49 | WOODARD

ROW
5

4 | WAITE

51 | EVANS

ROW
4

15 | BIRD

97 | SMITH

ROW
3

61 | BROOKFIELD

14 | PAGE

ROW
2


5 | BUCKLEY

25 | SHRUBB

ROW
1

7 | HUMPHREY

POLE



Weather/Track Sunny/Dry

These results are provisional until the conclusion of any judicial and technical matters.

Pembrey

Circuit Length = 1.4560 miles.

Start: 13:47 End: 14:02

Clerk of Course:

Stewards:

Timekeeper:

Alfa Romeo Championship LAP ANALYSIS

(contd.)

49	Martin WILLIAMS	Alfa Romeo 75 3.0 V6	
1 -	6:52.801	6 - 1:12.534	
2 -	1:25.336	7 - 1:12.098	
3 -	1:16.336	8 - 1:13.270	
4 -	1:14.502	9 - 1:33.890P	
5 -	1:13.541		
51	Roger EVANS	Alfa Romeo 155 3.0 V6	
1 -	6:46.870	6 - 1:12.773	11 - 1:12.475
2 -	1:26.432	7 - 1:12.630	12 - 1:12.581
3 -	1:16.691	8 - 1:15.761	13 - 1:11.927
4 -	1:15.049	9 - 1:12.331	
5 -	1:13.530	10 - 1:14.984	
62	Chris HEALEY	Alfa Romeo 33 1.7 16V	
1 -	X:00.000	6 - 1:17.481	
2 -	1:26.438	7 - 1:15.900	
3 -	1:22.914	8 - 1:14.558	
4 -	1:18.561		
5 -	1:18.709		
97	Neil SMITH	Alfa Romeo 156 Veloce 2.0 TS	
1 -	6:43.534	6 - 1:11.401	11 - 1:10.320
2 -	1:24.876	7 - 1:25.585P	12 - 1:09.956
3 -	1:12.509	8 - 2:10.538	13 - 1:11.367
4 -	1:10.933	9 - 1:11.021	
5 -	1:10.143	10 - 1:25.007	
98	Emma KARWACKI	Alfa Romeo 33 16V Cloverleaf	
1 -	6:45.193	6 - 1:18.541	11 - 1:16.894
2 -	1:27.740	7 - 1:17.395	12 - 1:17.801
3 -	1:24.411	8 - 1:18.475	13 - 1:15.931
4 -	1:18.332	9 - 1:17.558	
5 -	1:17.347	10 - 1:17.658	

Matador Tyres Radical BiDuro Championship

LAP CHART

(contd.)

Lap 6			Lap 7			Lap 8			Lap 9			Lap 10		
No	Behind	Laptime	No	Behind	Laptime	No	Behind	Laptime	No	Behind	Laptime	No	Behind	Laptime
3		59.718	3		59.697	3		59.573	3		59.945			
89	0.335	59.486	89	0.596	59.958	89	0.590	59.567	89	0.435	59.790			
55	1.163	59.882	55	2.253	1:00.787	55	4.404	1:01.724	55	5.568	1:01.109			
6	1.504	59.966	6	2.539	1:00.732	96	4.552	1:01.191	96	5.722	1:01.115			
99	2.186	1:00.441	96	2.934	59.861	99	5.040	1:01.354	12	7.329	1:01.659			
96	2.770	1:00.237	99	3.259	1:00.770	12	5.615	1:00.978	67	8.415	1:01.920			
12	3.514	1:00.056	12	4.210	1:00.393	67	6.440	1:00.934	35	11.073	1:01.883			
67	4.724	59.844	67	5.079	1:00.052	35	9.135	1:00.657	15	11.122	1:01.619			
35	6.961	1:00.766	35	8.051	1:00.787	15	9.448	1:00.558	22	20.194	1:02.587			
15	7.159	1:00.360	15	8.463	1:01.001	22	17.552	1:01.892	13	20.685	1:01.840			
22	13.293	1:01.337	22	15.233	1:01.637	13	18.790	1:01.158	8	20.851	59.755			
13	16.034	1:00.773	13	17.205	1:00.868	33	20.776	1:01.154	33	22.067	1:01.236			
33	17.442	1:00.762	33	19.195	1:01.450	8	21.041	1:00.840	47	28.106	1:02.943			
8	19.580	1:02.495	8	19.774	59.891	47	25.108	1:02.263	28	28.373	1:02.977			
47	19.922	1:03.299	47	22.418	1:02.193	28	25.341	1:02.268	27	28.554	1:02.611			
45	20.362	1:02.108	28	22.646	1:01.737	45	25.887	1:02.521	45	29.620	1:03.678			
28	20.606	1:02.118	45	22.939	1:02.274	27	25.888	1:00.775	51	32.429	1:01.107			
7	21.364	1:03.283	7	23.582	1:01.915	51	31.267	1:01.300	7	40.841	1:01.584			
27	24.453	1:00.078	27	24.686	59.930	7	39.202	1:15.193						
51	29.046	1:12.102	51	29.540	1:00.191	6	52.671	1:49.705P						

race red Flagged, Car 99 Not included in results

Pembrey
Circuit Length = 1.4560 miles.
Start: 15:54 End: 16:06

Matador Tyres Radical BiDuro Championship LAP CHART

(contd.)

Lap 11			Lap 12			Lap 13			Lap 14			Lap 15		
No	Behind	Laptime	No	Behind	Laptime	No	Behind	Laptime	No	Behind	Laptime	No	Behind	Laptime

race red Flagged, Car 99 Not included in results

Alfa Romeo Championship

LAP CHART

Lap 1			Lap 2			Lap 3			Lap 4			Lap 5		
No	Behind	Laptime	No	Behind	Laptime	No	Behind	Laptime	No	Behind	Laptime	No	Behind	Laptime
7		1:16.580	7		1:09.706	7		1:10.044	7		1:08.293	7		1:09.022
25	1.480	1:18.060	25	1.775	1:10.001	25	0.857	1:09.126	25	1.895	1:09.331	25	2.362	1:09.489
5	3.026	1:19.606	5	4.613	1:11.293	5	4.874	1:10.305	5	6.175	1:09.594	5	7.428	1:10.275
51	4.749	1:21.329	97	5.924	1:10.694	97	7.039	1:11.159	97	9.235	1:10.489	97	10.916	1:10.703
97	4.936	1:21.516	51	8.240	1:13.197	51	10.825	1:12.629	14	11.921	1:09.216	14	12.559	1:09.660
15	5.987	1:22.567	15	9.645	1:13.364	14	10.998	1:10.967	61	14.851	1:11.581	61	15.623	1:09.794
49	6.230	1:22.810	61	9.720	1:12.148	61	11.563	1:11.887	51	15.824	1:13.292	51	19.152	1:12.350
6	7.252	1:23.832	14	10.075	1:12.181	15	12.321	1:12.720	15	16.800	1:12.772	15	19.799	1:12.021
61	7.278	1:23.858	49	10.145	1:13.621	49	13.186	1:13.085	49	17.372	1:12.479	4	20.164	1:11.518
14	7.600	1:24.180	6	11.153	1:13.607	6	13.702	1:12.593	4	17.668	1:12.022	49	21.226	1:12.876
4	8.376	1:24.956	4	11.372	1:12.702	4	13.939	1:12.611	6	18.616	1:13.207	6	21.695	1:12.101
98	12.095	1:28.675	98	19.518	1:17.129	98	25.871	1:16.397	98	34.603	1:17.025	98	41.915	1:16.334
62	13.867	1:30.447	62	21.908	1:17.747	62	28.347	1:16.483	62	37.547	1:17.493	62	44.040	1:15.515

Alfa Romeo Championship LAP CHART

(contd.)

Lap 6			Lap 7			Lap 8			Lap 9			Lap 10		
No	Behind	Laptime	No	Behind	Laptime	No	Behind	Laptime	No	Behind	Laptime	No	Behind	Laptime
7		1:08.739	7		1:08.873	7		1:09.453	7		1:08.809	7		1:08.175
25	3.705	1:10.082	25	4.012	1:09.180	25	3.469	1:08.910	25	3.601	1:08.941	62	1 LAP	1:15.473
5	8.705	1:10.016	5	8.750	1:08.918	5	7.948	1:08.651	5	8.140	1:09.001	25	4.782	1:09.356
14	13.024	1:09.204	14	12.943	1:08.792	14	12.723	1:09.233	14	15.478	1:11.564	5	10.347	1:10.382
97	13.810	1:11.633	97	15.766	1:10.829	97	16.800	1:10.487	97	19.100	1:11.109	14	17.401	1:10.098
61	17.091	1:10.207	61	18.128	1:09.910	61	18.195	1:09.520	61	19.574	1:10.188	61	21.151	1:09.752
15	23.093	1:12.033	15	26.109	1:11.889	15	28.041	1:11.385	15	30.834	1:11.602	97	22.325	1:11.400
51	23.423	1:13.010	51	27.302	1:12.752	51	29.217	1:11.368	51	32.477	1:12.069	15	34.107	1:11.448
4	23.830	1:12.405	4	27.496	1:12.539	4	29.462	1:11.419	4	32.897	1:12.244	51	36.032	1:11.730
49	25.607	1:13.120	49	29.127	1:12.393	49	32.431	1:12.757	49	36.028	1:12.406	4	36.290	1:11.568
6	25.925	1:12.969	6	29.485	1:12.433	6	32.935	1:12.903	6	36.898	1:12.772	49	39.701	1:11.848
98	49.122	1:15.946	98	56.261	1:16.012	98	1:01.166	1:14.358	98	1:07.730	1:15.373	6	40.133	1:11.410
62	50.932	1:15.631	62	56.870	1:14.811	62	1:01.614	1:14.197						


Alfa Romeo Championship LAP CHART

(contd.)

Lap 11			Lap 12			Lap 13			Lap 14			Lap 15		
No	Behind	Laptime	No	Behind	Laptime	No	Behind	Laptime	No	Behind	Laptime	No	Behind	Laptime
7		1:09.367	7		1:11.207	7		1:09.691						
98	1 LAP	1:14.958	25	3.195	1:09.096	25	3.225	1:09.721						
25	5.306	1:09.891	98	1 LAP	1:14.459	5	13.531	1:12.699						
62	1 LAP	1:14.637	62	1 LAP	1:14.734	98	1 LAP	1:15.666						
5	10.754	1:09.774	5	10.523	1:10.976	62	1 LAP	1:15.567						
14	17.894	1:09.860	14	16.636	1:09.949	14	17.491	1:10.546						
61	21.854	1:10.070	61	20.478	1:09.831	61	21.021	1:10.234						
97	24.119	1:11.161	97	24.288	1:11.376	97	26.006	1:11.409						
15	35.833	1:11.093	15	36.292	1:11.666	15	38.626	1:12.025						
51	38.401	1:11.736	51	38.917	1:11.723	51	41.164	1:11.938						
4	38.645	1:11.722	4	39.155	1:11.717	4	41.518	1:12.054						
49	42.034	1:11.700	49	42.504	1:11.677	49	44.521	1:11.708						
6	42.703	1:11.937	6	43.809	1:12.313	6	54.346	1:20.228						

Alfa Romeo Championship

GRID Race 10

ROW 7	62 HEALEY	98 KARWACKI
ROW 6	6 GRIFFITHS	49 WOODARD
ROW 5	4 WAITE	51 EVANS
ROW 4	15 BIRD	97 SMITH
ROW 3	61 BROOKFIELD	14 PAGE
ROW 2	5 BUCKLEY	25 SHRUBB
ROW 1	7 HUMPHREY	
POLE		
		

Weather/Track Sunny/Dry

These results are provisional until the conclusion of any judicial and technical matters.

Pembrey

Circuit Length = 1.4560 miles.

Start: 13:47 End: 14:02

Clerk of Course:	Stewards:	Timekeeper:
------------------	-----------	-------------

Alfa Romeo Championship

RACE RESULT Race 10

POS	NO	CL	NAME	NAT	ENTRY	TIME	LAPS	GAP	MPH	BEST
1	7	A	Nick HUMPHREY		Alfa Romeo 75	15:53.281	14		76.97	1:06.741
2	14	A	Andy PAGE		Alfa Romeo Giulietta 1.8 Turbo	15:58.352	14	5.071	76.57	1:07.073
3	25	B	Bryan SHRUBB		Alfa Romeo 33 8V	16:19.408	14	26.127	74.92	1:08.646
4	5	A	Paul BUCKLEY		Alfa Romeo 75 3.0 V6	16:24.362	14	31.081	74.54	1:07.884
5	61	A	Ian BROOKFIELD		Alfa Romeo 164 3.0 V6	16:33.471	14	40.190	73.86	1:08.962
6	97	C	Neil SMITH		Alfa Romeo 156 Veloce 2.0 TS	16:37.965	14	44.684	73.53	1:09.312
7	15	B	Simon BIRD		Alfa Romeo 33	16:46.713	14	53.432	72.89	1:10.556
8	51	D	Roger EVANS		Alfa Romeo 155 3.0 V6	16:51.856	14	58.575	72.52	1:10.973
9	4	A	Keith WAITE		Alfa Romeo 75 3.0 V6	16:58.260	14	1:04.979	72.06	1:10.878
10	49	D	Martin WILLIAMS		Alfa Romeo 33 1.7	16:58.760	14	1:05.479	72.03	1:11.561
11	6	B	John GRIFFITHS		Alfa Romeo 156 Veloce	16:11.815	13	1 LAP	70.11	1:12.333
12	62	D	Chris HEALEY		Alfa Romeo 33 1.7 16V	16:00.329	12	2 LAPS	65.49	1:17.704
13	98	D	Emma KARWACKI		Alfa Romeo 33 16V Cloverleaf	16:34.543	12	2 LAPS	63.24	1:13.349

FASTEST LAP

7	A	Nick HUMPHREY	Alfa Romeo 75	1:06.741	7	78.53mph	126.39kph
25	B	Bryan SHRUBB	Alfa Romeo 33 8V	1:08.646	4	76.35mph	122.88kph
97	C	Neil SMITH	Alfa Romeo 156 Veloce 2.0 TS	1:09.312	4	75.62mph	121.70kph
51	D	Roger EVANS	Alfa Romeo 155 3.0 V6	1:10.973	8	73.85mph	118.85kph

Weather/Track Sunny/Dry

These results are provisional until the conclusion of any judicial and technical matters.

Pembrey

Circuit Length = 1.4560 miles.

Start: 10:-24 End: 10:41

Clerk of Course:	Stewards:	Timekeeper:
------------------	-----------	-------------

Alfa Romeo Championship

LAP CHART

Lap 1			Lap 2			Lap 3			Lap 4			Lap 5		
No	Behind	Laptime	No	Behind	Laptime	No	Behind	Laptime	No	Behind	Laptime	No	Behind	Laptime
7		1:14.390	7		1:06.977	7		1:06.824	7		1:07.401	7		1:07.490
14	1.726	1:16.116	14	2.489	1:07.740	14	3.838	1:08.173	14	3.755	1:07.318	14	4.038	1:07.773
25	2.763	1:17.153	25	4.605	1:08.819	25	6.459	1:08.678	25	7.704	1:08.646	25	9.303	1:09.089
97	5.331	1:19.721	97	8.315	1:09.961	97	11.264	1:09.773	97	13.175	1:09.312	97	15.619	1:09.934
15	5.989	1:20.379	61	10.042	1:10.275	61	12.652	1:09.434	61	14.213	1:08.962	61	16.557	1:09.834
51	6.427	1:20.817	15	10.637	1:11.625	5	12.969	1:07.884	5	14.647	1:09.079	5	16.846	1:09.689
61	6.744	1:21.134	5	11.909	1:10.756	15	15.135	1:11.322	15	18.290	1:10.556	15	21.440	1:10.640
4	7.453	1:21.843	51	11.909	1:12.459	51	16.529	1:11.444	51	20.306	1:11.178	51	24.239	1:11.423
49	7.543	1:21.933	4	12.375	1:11.899	4	16.840	1:11.289	4	20.595	1:11.156	4	24.506	1:11.401
5	8.130	1:22.520	49	13.697	1:13.131	49	18.434	1:11.561	49	23.156	1:12.123	49	27.633	1:11.967
6	8.226	1:22.616	6	20.540	1:19.291	6	28.438	1:14.722	98	1 LAP	2:13.964	98	1 LAP	1:13.349
98	10.384	1:24.774	62	23.700	1:19.915	62	34.647	1:17.771	6	35.614	1:14.577	6	42.857	1:14.733
62	10.762	1:25.152	98	29.510	1:26.103P				62	45.867	1:18.621	62	58.275	1:19.898

Stafford Land Rover Super Coupe Cup

QUALIFYING

POS	NO	CL	NAME	NAT	ENTRY	TIME	LAPS	GAP	MPH
1	51	23	Paul WALLACE		Renault Megane Coupe	1:05.563	8		79.94
2	52	22	Dave NIXON		Rover 220 Turbo	1:06.780	12	1.217	78.49
3	65	23	Richard GANE		Honda Civic VVTi	1:06.946	12	1.383	78.29
4	6	23	Phillip LATCHFORD		Volkswagen vento VR6	1:07.877	13	2.314	77.22
5	15	22	Nigel AINGE		Rover 220 Turbo	1:07.899	12	2.336	77.19
6	5	20	Dean CLEMENTS		Rover 216 Gti	1:08.045	6	2.482	77.03
7	69	23	Larry PHILLIPS		Honda Integra Type R	1:08.175	13	2.612	76.88
8	99	24	Richard PERKS		Honda Civic	1:08.784	12	3.221	76.20
9	3	19	Steve ALDERTON		Honda CRX	1:09.134	13	3.571	75.81
10	36	22	Jason HOLMES		Rover 220 Turbo	1:09.675	12	4.112	75.22
11	22	19	Dennis BUNNING		Honda CRX	1:09.781	12	4.218	75.11
12	33	20	Martin YOUNG		Rover 216 Gti	1:09.812	12	4.249	75.08
13	17	19	Ben HALL		Honda CRX	1:10.584	12	5.021	74.26
14	80	20	Matthew SPEAKMAN		Rover 216 Gti	1:10.603	13	5.040	74.24
15	25	19	Stuart LEVERS		Honda CRX	1:10.922	12	5.359	73.90

Weather/Track Sunny/Dry

These results are provisional until the conclusion of any judicial and technical matters.

Pembrey

Circuit Length = 1.4560 miles.

Start: 10:18 End: 10:33

Clerk of Course:	Stewards:	Timekeeper:
------------------	-----------	-------------

Stafford Land Rover Super Coupe Cup LAP ANALYSIS

3	Steve ALDERTON	Honda CRX
1 - 9:14.626	6 - 1:09.464	11 - 1:10.335
2 - 1:11.313	7 - 1:09.318	12 - 1:09.634
3 - 1:10.500	8 - 1:09.564	13 - 1:09.652
4 - 1:09.605	9 - 1:09.477	
5 - 1:09.481	10 - 1:09.134	
5	Dean CLEMENTS	Rover 216 Gti
1 - 9:12.436	6 - 1:16.390P	
2 - 1:10.648		
3 - 1:08.045		
4 - 1:08.445		
5 - 1:11.527		
6	Phillip LATCHFORD	Volkswagen vento VR6
1 - 9:11.941	6 - 1:10.233	11 - 1:10.067
2 - 1:09.597	7 - 1:08.376	12 - 1:08.071
3 - 1:08.590	8 - 1:08.062	13 - 1:07.877
4 - 1:08.812	9 - 1:14.408	
5 - 1:10.682	10 - 1:08.723	
15	Nigel AINGE	Rover 220 Turbo
1 - 9:23.780	6 - 1:08.305	11 - 1:08.567
2 - 1:09.717	7 - 1:09.650	12 - 1:42.341P
3 - 1:07.986	8 - 1:07.974	
4 - 1:10.503	9 - 1:08.316	
5 - 1:07.899	10 - 1:08.791	
17	Ben HALL	Honda CRX
1 - 9:37.137	6 - 1:11.943	11 - 1:36.252
2 - 1:15.206	7 - 1:10.601	12 - 1:10.899
3 - 1:13.110	8 - 1:11.029	
4 - 1:44.025	9 - 1:11.113	
5 - 1:17.321	10 - 1:10.584	
22	Dennis BUNNING	Honda CRX
1 - 9:27.379	6 - 1:09.901	11 - 1:10.852
2 - 1:13.707	7 - 1:09.905	12 - 1:20.409P
3 - 1:11.566	8 - 1:11.018	
4 - 1:10.079	9 - 1:10.993	
5 - 1:09.781	10 - 1:10.422	
25	Stuart LEVERS	Honda CRX
1 - 9:35.511	6 - 1:12.528	11 - 1:11.435
2 - 1:15.752	7 - 1:11.681	12 - 1:11.173
3 - 1:14.871	8 - 1:10.922	
4 - 1:15.154	9 - 1:11.336	
5 - 1:12.672	10 - 1:11.314	

Pembrey
Circuit Length = 1.4560 miles.

Stafford Land Rover Super Coupe Cup LAP ANALYSIS

(contd.)

33	Martin YOUNG	Rover 216 Gti
1 - 9:36.517	6 - 1:09.812	11 - 1:10.321
2 - 1:19.614	7 - 1:10.137	12 - 1:13.562
3 - 1:10.133	8 - 1:10.244	
4 - 1:10.532	9 - 1:21.692	
5 - 1:10.401	10 - 1:16.488	
36	Jason HOLMES	Rover 220 Turbo
1 - 9:23.945	6 - 1:10.759	11 - 1:11.118
2 - 1:20.117	7 - 1:10.542	12 - 1:12.712
3 - 1:16.068	8 - 1:09.675	
4 - 1:11.674	9 - 1:11.488	
5 - 1:11.683	10 - 1:10.696	
51	Paul WALLACE	Renault Megane Coupe
1 - 9:11.432	6 - 1:06.662	
2 - 1:09.826	7 - 1:10.684	
3 - 1:06.936	8 - 1:19.505P	
4 - 1:06.837		
5 - 1:05.563		
52	Dave NIXON	Rover 220 Turbo
1 - 9:17.349	6 - 1:09.178	11 - 1:07.495
2 - 1:09.590	7 - 1:06.780	12 - 1:25.929P
3 - 1:08.579	8 - 1:07.402	
4 - 1:07.223	9 - 1:24.466	
5 - 1:07.385	10 - 1:11.194	
65	Richard GANE	Honda Civic VVTi
1 - 9:19.247	6 - 1:07.181	11 - 1:07.565
2 - 1:09.728	7 - 1:15.590	12 - 1:07.339
3 - 1:07.944	8 - 1:10.288	
4 - 1:18.390	9 - 1:07.244	
5 - 1:06.946	10 - 1:14.966	
69	Larry PHILLIPS	Honda Integra Type R
1 - 9:34.612	6 - 1:09.412	11 - 1:08.728
2 - 1:12.393	7 - 1:08.474	12 - 1:08.175
3 - 1:10.624	8 - 1:08.684	13 - 1:08.277
4 - 1:10.387	9 - 1:09.782	
5 - 1:08.625	10 - 1:09.311	
80	Matthew SPEAKMAN	Rover 216 Gti
1 - 9:24.612	6 - 1:11.319	11 - 1:10.698
2 - 1:17.291	7 - 1:10.603	12 - 1:10.748
3 - 1:12.359	8 - 1:10.764	13 - 1:10.685
4 - 1:11.263	9 - 1:20.705	
5 - 1:12.776	10 - 1:10.999	

Pembrey
Circuit Length = 1.4560 miles.

Stafford Land Rover Super Coupe Cup LAP ANALYSIS


(contd.)

99	Richard PERKS	Honda Civic	
1 - 9:54.649	6 - 1:09.609	11 - 1:08.893	
2 - 1:15.998	7 - 1:08.784	12 - 1:12.520	
3 - 1:13.711	8 - 1:09.676		
4 - 1:13.819	9 - 1:10.184		
5 - 1:11.574	10 - 1:09.840		

Pembrey
Circuit Length = 1.4560 miles.

Stafford Land Rover Super Coupe Cup GRID

ROW 8	1:10.922 25 LEVERS	1:10.603 80 SPEAKMAN
ROW 7	1:10.584 17 HALL	1:09.812 33 YOUNG
ROW 6	1:09.781 22 BUNNING	1:09.675 36 HOLMES
ROW 5	1:09.134 3 ALDERTON	1:08.784 99 PERKS
ROW 4	1:08.175 69 PHILLIPS	1:08.045 5 CLEMENTS
ROW 3	1:07.899 15 AINGE	1:07.877 6 LATCHFORD
ROW 2	1:06.946 65 GANE	1:06.780 52 NIXON
ROW 1	1:05.563 51 WALLACE	
POLE		



Pembrey
Circuit Length = 1.4560 miles.

These results are provisional until the conclusion of any judicial and technical matters

Clerk of Course:	Stewards:	Timekeeper:
------------------	-----------	-------------

Stafford Land Rover Super Coupe Cup

RACE RESULT

POS	NO	CL	NAME	NAT	ENTRY	TIME	LAPS	GAP	MPH	BEST
1	51	M	Paul WALLACE		Renault Megane Coupe	20:20.669	18		77.29	1:06.712
2	52	T	Dave NIXON		Rover 220 Turbo	20:30.545	18	9.876	76.67	1:07.530
3	15	T	Nigel AINGE		Rover 220 Turbo	20:39.507	18	18.838	76.11	1:07.613
4	69	M	Larry PHILLIPS		Honda Integra Type R	20:40.926	18	20.257	76.03	1:07.993
5	65	M	Richard GANE		Honda Civic VVTi	20:44.791	18	24.122	75.79	1:06.802
6	6	M	Phillip LATCHFORD		Volkswagen vento VR6	20:50.344	18	29.675	75.45	1:08.196
7	5	R	Dean CLEMENTS		Rover 216 Gti	21:00.459	18	39.790	74.85	1:08.744
8	36	T	Jason HOLMES		Rover 220 Turbo	21:01.024	18	40.355	74.81	1:08.735
9	25	H	Stuart LEVERS		Honda CRX	21:02.485	18	41.816	74.73	1:09.167
10	3	H	Steve ALDERTON		Honda CRX	21:03.984	18	43.315	74.64	1:09.379
11	78	H	Steve HALL		Honda CRX	21:04.988	18	44.319	74.58	1:09.022
12	22	H	Dennis BUNNING		Honda CRX	21:15.356	18	54.687	73.97	1:09.498
13	33	T	Martin YOUNG		Rover 216 Gti	21:21.383	18	1:00.714	73.63	1:10.175
14	17	H	Ben HALL		Honda CRX	21:22.624	18	1:01.955	73.55	1:09.638
15	80	R	Matthew SPEAKMAN		Rover 216 Gti	21:25.581	17	1 LAP	69.31	1:10.891

NOT CLASSIFIED

99	O	Richard PERKS		Honda Civic	7:03.613	6	D.N.F.	74.24	1:09.352
----	---	---------------	--	-------------	----------	---	--------	-------	----------

FASTEST LAP

51	M	Paul WALLACE		Renault Megane Coupe	1:06.712	6	78.57mph	126.44kph
52	T	Dave NIXON		Rover 220 Turbo	1:07.530	3	77.61mph	124.91kph
5	R	Dean CLEMENTS		Rover 216 Gti	1:08.744	5	76.24mph	122.70kph
78	H	Steve HALL		Honda CRX	1:09.022	13	75.94mph	122.21kph
99	O	Richard PERKS		Honda Civic	1:09.352	5	75.58mph	121.63kph

weather/track Sunny/Dry

These results are provisional until the conclusion of any judicial and technical matters

Pembrey
Circuit Length = 1.4560 miles.
Start: 15:22 End: 15:43

Clerk of Course:	Stewards:	Timekeeper:
------------------	-----------	-------------

Stafford Land Rover Super Coupe Cup

LAP CHART

Lap 1			Lap 2			Lap 3			Lap 4			Lap 5		
No	Behind	Laptime	No	Behind	Laptime	No	Behind	Laptime	No	Behind	Laptime	No	Behind	Laptime
51		1:10.129	51		1:07.396	51		1:07.552	51		1:07.444	51		1:07.587
52	0.919	1:11.048	52	1.237	1:07.714	52	1.215	1:07.530	52	1.442	1:07.671	52	2.195	1:08.340
5	2.089	1:12.218	65	1.495	1:06.802	65	1.502	1:07.559	65	1.594	1:07.536	65	3.147	1:09.140
65	2.089	1:12.218	15	4.693	1:09.159	15	5.201	1:08.060	15	5.370	1:07.613	15	6.029	1:08.246
6	2.776	1:12.905	6	5.262	1:09.882	6	5.906	1:08.196	6	7.027	1:08.565	6	7.908	1:08.468
15	2.930	1:13.059	5	5.420	1:10.727	5	7.363	1:09.495	5	9.205	1:09.286	5	10.362	1:08.744
99	4.043	1:14.172	99	6.669	1:10.022	69	9.009	1:09.260	69	10.787	1:09.222	69	11.498	1:08.298
69	4.583	1:14.712	69	7.301	1:10.114	99	9.962	1:10.845	99	11.966	1:09.448	99	13.731	1:09.352
3	5.109	1:15.238	3	7.656	1:09.943	3	10.323	1:10.219	36	12.796	1:09.546	36	14.238	1:09.029
33	5.882	1:16.011	36	8.884	1:10.025	36	10.694	1:09.362	3	14.001	1:11.122	3	15.793	1:09.379
36	6.255	1:16.384	33	9.329	1:10.843	33	11.952	1:10.175	33	14.933	1:10.425	25	17.113	1:09.673
22	7.006	1:17.135	22	9.927	1:10.317	25	12.882	1:10.198	25	15.027	1:09.589	33	17.757	1:10.411
25	7.558	1:17.687	25	10.236	1:10.074	78	13.702	1:10.440	78	15.313	1:09.055	78	17.946	1:10.220
78	7.749	1:17.878	78	10.814	1:10.461	22	14.684	1:12.309	22	18.359	1:11.119	22	20.270	1:09.498
17	8.734	1:18.863	17	11.979	1:10.641	17	14.966	1:10.539	17	19.069	1:11.547	17	21.498	1:10.016
80	9.984	1:20.113	80	14.411	1:11.823	80	18.290	1:11.431	80	21.972	1:11.126	80	25.276	1:10.891

Stafford Land Rover Super Coupe Cup LAP CHART

(contd.)

Lap 6			Lap 7			Lap 8			Lap 9			Lap 10		
No	Behind	Laptime	No	Behind	Laptime	No	Behind	Laptime	No	Behind	Laptime	No	Behind	Laptime
51		1:06.712	51		1:07.413	51		1:07.069	51		1:08.177	51		1:07.646
52	3.238	1:07.755	52	3.430	1:07.605	52	4.486	1:08.125	52	4.749	1:08.440	52	5.242	1:08.139
65	4.595	1:08.160	65	5.392	1:08.210	65	7.474	1:09.151	80	1 LAP	1:15.994	65	10.005	1:09.606
15	7.203	1:07.886	15	8.029	1:08.239	15	10.176	1:09.216	65	8.045	1:08.748	15	12.317	1:09.377
6	9.689	1:08.493	6	11.036	1:08.760	6	13.150	1:09.183	15	10.586	1:08.587	6	15.190	1:08.975
5	13.236	1:09.586	69	15.800	1:09.600	69	17.291	1:08.560	6	13.861	1:08.888	69	18.075	1:08.159
69	13.613	1:08.827	5	16.682	1:10.859	5	19.748	1:10.135	69	17.562	1:08.448	80	1 LAP	1:20.264
99	16.793	1:09.774	36	20.346	1:10.328	36	23.227	1:09.950	5	21.476	1:09.905	5	23.370	1:09.540
36	17.431	1:09.905	3	21.019	1:09.849	3	23.630	1:09.680	36	23.785	1:08.735	36	25.744	1:09.605
3	18.583	1:09.502	25	23.030	1:10.777	25	25.788	1:09.827	3	24.905	1:09.452	3	26.913	1:09.654
25	19.666	1:09.265	78	23.745	1:09.428	78	26.138	1:09.462	25	26.778	1:09.167	25	28.303	1:09.171
33	21.660	1:10.615	33	25.210	1:10.963	33	28.600	1:10.459	78	27.216	1:09.255	78	28.723	1:09.153
78	21.730	1:10.496	22	25.585	1:09.926	22	29.106	1:10.590	33	30.783	1:10.360	22	33.846	1:10.649
22	23.072	1:09.514	17	27.091	1:10.080	17	30.311	1:10.289	22	30.843	1:09.914	33	34.547	1:11.410
17	24.424	1:09.638	80	1:06.384	1:16.385				17	32.199	1:10.065	17	34.876	1:10.323
80	57.412	1:38.848												

Stafford Land Rover Super Coupe Cup LAP CHART

(contd.)

Lap 11			Lap 12			Lap 13			Lap 14			Lap 15		
No	Behind	Laptime	No	Behind	Laptime	No	Behind	Laptime	No	Behind	Laptime	No	Behind	Laptime
51		1:07.308	51		1:07.278	51		1:07.907	51		1:08.013	51		1:07.909
52	6.370	1:08.436	52	7.196	1:08.104	52	7.336	1:08.047	52	8.364	1:09.041	52	9.269	1:08.814
65	13.350	1:10.653	15	15.223	1:08.903	15	15.612	1:08.296	15	16.317	1:08.718	15	17.929	1:09.521
15	13.598	1:08.589	65	16.206	1:10.134	65	18.008	1:09.709	65	19.380	1:09.385	69	21.257	1:09.020
6	17.122	1:09.240	6	19.442	1:09.598	69	20.166	1:08.028	69	20.146	1:07.993	65	21.930	1:10.459
69	19.134	1:08.367	69	20.045	1:08.189	6	21.792	1:10.257	6	22.937	1:09.158	6	24.108	1:09.080
5	25.796	1:09.734	5	28.511	1:09.993	5	30.714	1:10.110	5	32.955	1:10.254			
80	1 LAP	1:15.483	36	30.853	1:09.729	36	32.674	1:09.728	36	34.191	1:09.530			
36	28.402	1:09.966	3	32.242	1:10.067	3	33.826	1:09.491	25	36.165	1:09.764			
3	29.453	1:09.848	25	32.928	1:09.888	25	34.414	1:09.393	3	36.503	1:10.690			
25	30.318	1:09.323	78	34.084	1:09.988	78	35.199	1:09.022	78	37.216	1:10.030			
78	31.374	1:09.959	80	1 LAP	1:17.949	22	42.723	1:10.520	22	45.032	1:10.322			
22	37.174	1:10.636	22	40.110	1:10.214	33	44.846	1:11.359	17	47.722	1:10.798			
33	37.843	1:10.604	33	41.394	1:10.829	17	44.937	1:10.712	33	48.107	1:11.274			
17	38.381	1:10.813	17	42.132	1:11.029	80	1 LAP	1:15.595	80	1 LAP	1:12.240			

Stafford Land Rover Super Coupe Cup LAP CHART

(contd.)

Lap 16			Lap 17			Lap 18			Lap 19			Lap 20		
No	Behind	Laptime	No	Behind	Laptime	No	Behind	Laptime	No	Behind	Laptime	No	Behind	Laptime
51		3:25.129												
52	9.876	3:25.736												
15	18.838	3:26.038												
69	20.257	3:24.129												
65	24.122	3:27.321												
6	29.675	3:30.696												
5	39.790	4:39.873												
36	40.355	4:39.202												
25	41.816	4:38.689												
3	43.315	4:39.850												
78	44.319	4:40.141												
22	54.687	4:42.693												
33	1:00.714	4:45.645												
17	1:01.955	4:47.271												
80	1 LAP	4:47.439												

Stafford Land Rover Super Coupe Cup

RACE RESULT Race 16

POS	NO	CL	NAME	NAT	ENTRY	TIME	LAPS	GAP	MPH	BEST
1	51	M	Paul WALLACE		Renault Megane Coupe	20:31.727	18		76.59	1:07.257
2	6	M	Phillip LATCHFORD		Volkswagen vento VR6	20:45.195	18	13.468	75.77	1:07.242
3	69	M	Larry PHILLIPS		Honda Integra Type R	20:50.006	18	18.279	75.47	1:08.073
4	15	T	Nigel AINGE		Rover 220 Turbo	20:51.142	18	19.415	75.41	1:07.802
5	65	M	Richard GANE		Honda Civic VVTi	21:06.635	18	34.908	74.48	1:08.749
6	5	R	Dean CLEMENTS		Rover 216 Gti	21:14.957	18	43.230	74.00	1:09.092
7	22	H	Dennis BUNNING		Honda CRX	21:15.229	18	43.502	73.98	1:09.755
8	78	H	Steve HALL		Honda CRX	21:15.393	18	43.666	73.97	1:09.960
9	25	H	Stuart LEVERS		Honda CRX	21:16.213	18	44.486	73.92	1:09.714
10	36	T	Jason HOLMES		Rover 220 Turbo	21:21.580	18	49.853	73.61	1:08.826
11	33	T	Martin YOUNG		Rover 216 Gti	21:34.024	18	1:02.297	72.91	1:09.842
12	80	R	Matthew SPEAKMAN		Rover 216 Gti	21:44.420	18	1:12.693	72.33	1:10.646

NOT CLASSIFIED

52	T	Dave NIXON		Rover 220 Turbo	9:20.504	8	D.N.F.	74.81	1:07.669
----	---	------------	--	-----------------	----------	---	--------	-------	----------

FASTEST LAP

6	M	Phillip LATCHFORD		Volkswagen vento VR6	1:07.242	6	77.95mph	125.45kph
52	T	Dave NIXON		Rover 220 Turbo	1:07.669	2	77.45mph	124.65kph
5	R	Dean CLEMENTS		Rover 216 Gti	1:09.092	3	75.86mph	122.09kph
25	H	Stuart LEVERS		Honda CRX	1:09.714	18	75.18mph	121.00kph

Weather/Track Sunny/Dry

These results are provisional until the conclusion of any judicial and technical matters.

Pembrey

Circuit Length = 1.4560 miles.

Start: 14:45 End: 15:06

Clerk of Course:	Stewards:	Timekeeper:
------------------	-----------	-------------


Stafford Land Rover Super Coupe Cup

LAP CHART

Lap 1			Lap 2			Lap 3			Lap 4			Lap 5		
No	Behind	Laptime	No	Behind	Laptime	No	Behind	Laptime	No	Behind	Laptime	No	Behind	Laptime
52		1:09.709	52		1:07.669	52		1:07.746	52		1:08.023	52		1:09.021
51	1.316	1:11.025	51	1.056	1:07.409	51	0.855	1:07.545	51	0.790	1:07.958	51	0.235	1:08.466
6	1.734	1:11.443	6	2.531	1:08.466	6	2.843	1:08.058	6	3.027	1:08.207	6	2.258	1:08.252
69	2.213	1:11.922	69	4.897	1:10.353	69	6.083	1:08.932	69	7.577	1:09.517	69	7.786	1:09.230
15	3.139	1:12.848	15	5.027	1:09.557	15	6.225	1:08.944	65	7.711	1:08.799	65	7.961	1:09.271
65	3.992	1:13.701	65	5.250	1:08.927	65	6.935	1:09.431	15	7.964	1:09.762	15	8.139	1:09.196
5	4.581	1:14.290	5	6.600	1:09.688	5	7.946	1:09.092	5	9.809	1:09.886	5	10.454	1:09.666
22	6.022	1:15.731	22	8.403	1:10.050	36	9.672	1:08.826	36	10.765	1:09.116	36	10.821	1:09.077
36	6.715	1:16.424	36	8.592	1:09.546	22	10.412	1:09.755	22	12.381	1:09.992	22	13.155	1:09.795
33	7.224	1:16.933	33	9.498	1:09.943	25	12.967	1:10.550	78	15.314	1:10.236	78	16.546	1:10.253
25	7.930	1:17.639	25	10.163	1:09.902	78	13.101	1:10.176	25	15.666	1:10.722	25	17.596	1:10.951
78	8.109	1:17.818	78	10.671	1:10.231	80	16.209	1:10.973	80	19.162	1:10.976	80	20.787	1:10.646
80	9.308	1:19.017	80	12.982	1:11.343	33	20.238	1:18.486	33	22.057	1:09.842	33	23.502	1:10.466

Stafford Land Rover Super Coupe Cup GRID Race 16

ROW 8	80	SPEAKMAN	99	PERKS
ROW 7	33	YOUNG	17	HALL
ROW 6	78	HALL	22	BUNNING
ROW 5	25	LEVERS	3	ALDERTON
ROW 4	5	CLEMENTS	36	HOLMES
ROW 3	65	GANE	6	LATCHFORD
ROW 2	15	AINGE	69	PHILLIPS
ROW 1	51	WALLACE	52	NIXON
POLE				



weather/track Sunny/Dry
These results are provisional until the conclusion of any judicial and technical matters

Pembrey
 Circuit Length = 1.4560 miles.
 Start: 15:22 End: 15:43

Clerk of Course:	Stewards:	Timekeeper:
------------------	-----------	-------------

Stafford Land Rover Super Coupe Cup LAP CHART

(contd.)

Lap 6			Lap 7			Lap 8			Lap 9			Lap 10		
No	Behind	Laptime	No	Behind	Laptime	No	Behind	Laptime	No	Behind	Laptime	No	Behind	Laptime
51		1:07.705	51		1:07.257	51		1:07.830	51		1:09.226	51		1:08.024
52	1.292	1:09.232	6	3.469	1:09.166	6	4.544	1:08.905	6	11.593	1:16.275	6	13.020	1:09.451
6	1.560	1:07.242	52	6.151	1:12.116	15	13.992	1:08.864	15	14.643	1:09.877	15	15.884	1:09.265
69	9.585	1:09.739	65	12.388	1:09.750	52	15.309	1:16.988P	65	16.063	1:09.245	65	16.788	1:08.749
15	9.707	1:09.508	15	12.958	1:10.508	65	16.044	1:11.486	69	17.584	1:09.173	69	18.258	1:08.698
65	9.895	1:09.874	5	15.519	1:10.371	69	17.637	1:09.508	5	20.549	1:10.676	5	25.343	1:12.818
5	12.405	1:09.891	69	15.959	1:13.631	5	19.099	1:11.410	36	21.245	1:10.802	22	26.978	1:12.103
36	12.903	1:10.022	36	16.902	1:11.256	36	19.669	1:10.597	22	22.899	1:11.034	78	27.855	1:10.382
22	15.438	1:10.223	22	18.432	1:10.251	22	21.091	1:10.489	78	25.497	1:10.202	36	29.049	1:15.828
78	18.801	1:10.195	78	21.983	1:10.439	78	24.521	1:10.368	25	26.812	1:10.583	25	29.546	1:10.758
25	20.172	1:10.516	25	23.273	1:10.358	25	25.455	1:10.012	33	36.454	1:12.866	33	39.538	1:11.108
80	23.549	1:10.702	80	28.100	1:11.808	80	32.254	1:11.984	80	36.886	1:13.858	80	41.203	1:12.341
33	26.030	1:10.468	33	29.254	1:10.481	33	32.814	1:11.390						

Stafford Land Rover Super Coupe Cup LAP CHART

(contd.)

Lap 11			Lap 12			Lap 13			Lap 14			Lap 15		
No	Behind	Laptime	No	Behind	Laptime	No	Behind	Laptime	No	Behind	Laptime	No	Behind	Laptime
51		1:08.076	51		1:08.527	51		1:08.563	51		1:08.298	51		1:08.982
6	13.989	1:09.045	6	14.498	1:09.036	6	14.600	1:08.665	6	15.374	1:09.072	6	15.230	1:08.838
15	16.646	1:08.838	15	17.409	1:09.290	15	17.903	1:09.057	15	18.737	1:09.132	15	18.893	1:09.138
65	17.713	1:09.001	69	18.427	1:08.212	69	18.613	1:08.749	69	19.302	1:08.987	69	19.224	1:08.904
69	18.742	1:08.560	65	23.821	1:14.635	65	25.261	1:10.003	65	27.054	1:10.091	65	27.972	1:09.900
5	28.150	1:10.883	5	30.227	1:10.604	5	32.424	1:10.760	5	34.656	1:10.530	5	36.407	1:10.733
22	29.228	1:10.326	22	31.115	1:10.414	78	33.187	1:09.960	78	34.967	1:10.078	22	38.117	1:11.626
78	29.962	1:10.183	78	31.790	1:10.355	22	33.288	1:10.736	22	35.473	1:10.483	78	38.280	1:12.295
36	32.947	1:11.974	25	35.644	1:10.921	25	37.916	1:10.835	25	40.134	1:10.516	25	41.345	1:10.193
25	33.250	1:11.780	36	36.650	1:12.230	36	39.108	1:11.021	36	41.434	1:10.624	36	43.914	1:11.462
33	42.647	1:11.185	33	45.173	1:11.053	33	48.216	1:11.606	33	51.448	1:11.530	33	53.660	1:11.194
80	44.397	1:11.270	80	47.024	1:11.154	80	49.840	1:11.379	80	53.218	1:11.676	80	55.659	1:11.423

Stafford Land Rover Super Coupe Cup LAP CHART


(contd.)

Lap 16			Lap 17			Lap 18			Lap 19			Lap 20		
No	Behind	Laptime	No	Behind	Laptime	No	Behind	Laptime	No	Behind	Laptime	No	Behind	Laptime
51		1:08.795	51		1:08.622	51		1:09.419						
6	15.067	1:08.632	6	14.853	1:08.408	6	13.468	1:08.034						
69	19.652	1:09.223	69	19.625	1:08.595	69	18.279	1:08.073						
15	21.544	1:11.446	15	20.724	1:07.802	15	19.415	1:08.110						
65	29.863	1:10.686	65	33.040	1:11.799	65	34.908	1:11.287						
5	38.427	1:10.815	5	41.083	1:11.278	5	43.230	1:11.566						
22	39.723	1:10.401	22	42.039	1:10.938	22	43.502	1:10.882						
78	40.206	1:10.721	78	42.212	1:10.628	78	43.666	1:10.873						
25	42.446	1:09.896	25	44.191	1:10.367	25	44.486	1:09.714						
36	46.206	1:11.087	36	48.659	1:11.075	36	49.853	1:10.613						
33	56.399	1:11.534	33	59.582	1:11.805	33	1:02.297	1:12.134						
80	1:00.415	1:13.551	80	1:04.755	1:12.962	80	1:12.693	1:17.357						

Stafford Land Rover Super Coupe Cup

GRID Race 16

ROW 8	80	SPEAKMAN	99	PERKS
ROW 7	33	YOUNG	17	HALL
ROW 6	78	HALL	22	BUNNING
ROW 5	25	LEVERS	3	ALDERTON
ROW 4	5	CLEMENTS	36	HOLMES
ROW 3	65	GANE	6	LATCHFORD
ROW 2	15	AINGE	69	PHILLIPS
ROW 1	51	WALLACE	52	NIXON
POLE				



weather/track Sunny/Dry
 These results are provisional until the conclusion of any judicial and technical matters

Pembrey
 Circuit Length = 1.4560 miles.
 Start: 15:22 End: 15:43

Clerk of Course:	Stewards:	Timekeeper:
------------------	-----------	-------------

Alfa Romeo Championship LAP CHART

(contd.)

Lap 6			Lap 7			Lap 8			Lap 9			Lap 10		
No	Behind	Laptime	No	Behind	Laptime	No	Behind	Laptime	No	Behind	Laptime	No	Behind	Laptime
7		1:07.362	7		1:06.741	7		1:07.234	7		1:07.285	7		1:07.290
14	3.749	1:07.073	62	1 LAP	1:18.532	14	5.638	1:08.135	14	6.237	1:07.884	14	6.615	1:07.668
25	11.498	1:09.557	14	4.737	1:07.729	62	1 LAP	1:20.338	25	18.434	1:09.623	25	20.117	1:08.973
5	19.307	1:09.823	25	14.124	1:09.367	25	16.096	1:09.206	5	23.839	1:09.284	5	25.105	1:08.556
97	19.507	1:11.250	5	20.567	1:08.001	5	21.840	1:08.507	62	1 LAP	1:17.704	61	29.515	1:09.712
61	19.840	1:10.645	61	22.239	1:09.140	61	24.828	1:09.823	61	27.093	1:09.550	97	35.103	1:10.851
15	25.333	1:11.255	97	23.433	1:10.667	97	27.622	1:11.423	97	31.542	1:11.205	62	1 LAP	1:20.670
51	27.938	1:11.061	15	29.476	1:10.884	15	33.870	1:11.628	15	37.402	1:10.817	15	40.707	1:10.595
4	28.233	1:11.089	51	32.325	1:11.128	51	36.064	1:10.973	51	39.768	1:10.989	51	43.712	1:11.234
49	32.232	1:11.961	4	32.581	1:11.089	4	36.364	1:11.017	4	39.957	1:10.878	4	44.067	1:11.400
98	1 LAP	1:13.778	49	37.352	1:11.861	49	41.957	1:11.839	49	46.544	1:11.872	49	51.182	1:11.928
6	48.583	1:13.088	98	1 LAP	1:14.761	98	1 LAP	1:14.388	98	1 LAP	1:14.150			
			6	55.004	1:13.162	6	1:00.631	1:12.861	6	1:05.679	1:12.333			

Alfa Romeo Championship

LAP CHART

(contd.)

Lap 11			Lap 12			Lap 13			Lap 14			Lap 15		
No	Behind	Laptime	No	Behind	Laptime	No	Behind	Laptime	No	Behind	Laptime	No	Behind	Laptime
7		1:10.056	7		1:07.868	7		1:07.795	7		1:08.568			
6	1 LAP	1:14.322	14	5.509	1:08.645	14	5.510	1:07.796	14	5.071	1:08.129			
14	4.732	1:08.173	6	1 LAP	1:13.794	6	1 LAP	1:12.844	62	2 LAPS	1:20.781			
98	2 LAPS	1:32.701	25	23.105	1:10.272	25	24.778	1:09.468	6	1 LAP	1:13.472			
25	20.701	1:10.640	5	26.949	1:10.295	5	29.182	1:10.028	25	26.127	1:09.917			
5	24.522	1:09.473	98	2 LAPS	1:17.326	98	2 LAPS	1:14.406	5	31.081	1:10.467			
61	31.715	1:12.256	61	34.830	1:10.983	61	37.819	1:10.784	61	40.190	1:10.939			
97	36.075	1:11.028	97	39.041	1:10.834	97	42.218	1:10.972	98	2 LAPS	1:14.843			
15	41.574	1:10.923	15	45.406	1:11.700	15	49.405	1:11.794	97	44.684	1:11.034			
51	45.506	1:11.850	51	50.510	1:12.872	51	54.627	1:11.912	15	53.432	1:12.595			
4	45.762	1:11.751	4	55.665	1:17.771	4	1:01.919	1:14.049	51	58.575	1:12.516			
62	1 LAP	1:21.481	49	57.681	1:12.706	49	1:02.286	1:12.400	4	1:04.979	1:11.628			
49	52.843	1:11.717	62	1 LAP	1:19.466				49	1:05.479	1:11.761			

Alfa Romeo Championship

RACE RESULT

POS	NO	CL	NAME	NAT	ENTRY	TIME	LAPS	GAP	MPH	BEST
1	16	F	Andy MILLAR		Alfa Romeo 33 1.7	15:57.117	13		71.19	1:11.978
2	8	F	Gethin LLEWELLYN		Alfa Romeo	16:00.912	13	3.795	70.91	1:12.515
3	42	E	Jeff KITE		Alfa Romeo 75	16:03.403	13	6.286	70.72	1:12.337
4	66	E	Chris FINCH		Alfa Romeo 156 2.0 TS	16:04.209	13	7.092	70.67	1:11.834
5	90	F	James BURLAND		Alfa Romeo 33	16:11.944	13	14.827	70.10	1:12.008
6	24	F	Phil ASTELL		Alfa Romeo 33 1.7 16V	16:20.936	13	23.819	69.46	1:13.282
7	98	F	Emma KARWACKI		Alfa Romeo 33 16V Cloverleaf	16:41.212	13	44.095	68.05	1:14.703
8	80	E	Andy WOODALL		Alfa Romeo 146 2.0 Ti	16:42.151	13	45.034	67.99	1:15.043
9	49	F	Peter WOODARD		Alfa Romeo 33 1.7	16:46.090	13	48.973	67.72	1:14.263
10	38	F	Martin JONES		Alfa Romeo Alfasud Ti	16:50.203	13	53.086	67.45	1:14.401
11	62	F	Mel HEALEY		Alfa Romeo 33 1.7	16:53.778	13	56.661	67.21	1:14.932
12	46	E	John DAY		Alfa Romeo 146 2.0 Ti	16:54.322	13	57.205	67.17	1:14.353
13	33	F	Alastair ILES		Alfa Romeo 33 1.7	17:58.338	13	2:01.221	63.19	1:12.193
14	48	F	Rebecca DRAPER		Alfa Romeo Sprint	16:39.637	12	1 LAP	62.92	1:19.320
15	44	F	Sarah HEELS		Alfa Romeo 33	16:40.233	12	1 LAP	62.88	1:19.636

NOT CLASSIFIED

1	E	Graham HEELS	Alfa Romeo 146 2.0 Ti	0	D.N.F.	N/A
17	F	Steven PAHLKE	Alfa Romeo 33	0	D.N.F.	N/A

FASTEST LAP

66	E	Chris FINCH	Alfa Romeo 156 2.0 TS	1:11.834	11	72.96mph	117.43kph
16	F	Andy MILLAR	Alfa Romeo 33 1.7	1:11.978	4	72.82mph	117.19kph

Weather/track Sunny/Dry

These results are provisional until the conclusion of any judicial and technical matters.

Pembrey

Circuit Length = 1.4560 miles.

Start: 17:37 End: 17:52

Clerk of Course:	Stewards:	Timekeeper:
------------------	-----------	-------------

Alfa Romeo Championship

LAP CHART

Lap 1			Lap 2			Lap 3			Lap 4			Lap 5		
No	Behind	Laptime	No	Behind	Laptime	No	Behind	Laptime	No	Behind	Laptime	No	Behind	Laptime
16		1:19.762	16		1:13.558	16		1:12.315	16		1:11.978	16		1:12.321
90	0.777	1:20.539	42	1.078	1:13.468	42	1.100	1:12.337	42	1.781	1:12.659	42	3.197	1:13.737
42	1.168	1:20.930	8	1.611	1:13.541	8	2.438	1:13.142	8	3.896	1:13.436	8	6.289	1:14.714
8	1.628	1:21.390	90	1.871	1:14.652	33	3.209	1:12.739	66	11.227	1:14.402	66	11.663	1:12.757
33	1.980	1:21.742	66	2.665	1:13.779	66	8.803	1:18.453	98	13.898	1:15.677	49	18.408	1:16.011
66	2.444	1:22.206	33	2.785	1:14.363	98	10.199	1:15.730	24	14.187	1:15.403	24	19.551	1:17.685
62	4.984	1:24.746	98	6.784	1:14.703	24	10.762	1:15.811	49	14.718	1:14.351	90	19.874	1:14.937
98	5.639	1:25.401	24	7.266	1:14.844	90	11.381	1:21.825	80	16.892	1:15.065	98	21.331	1:19.754
24	5.980	1:25.742	62	8.627	1:17.201	49	12.345	1:15.623	90	17.258	1:17.855	80	21.517	1:16.946
49	6.602	1:26.364	49	9.037	1:15.993	80	13.805	1:16.134	38	27.520	1:17.952	38	32.118	1:16.919
80	7.562	1:27.324	80	9.986	1:15.982	38	21.546	1:17.676	62	31.473	1:20.289	62	37.614	1:18.462
38	11.000	1:30.762	38	16.185	1:18.743	62	23.162	1:26.850	46	35.333	1:21.120	46	40.904	1:17.892
46	14.083	1:33.845	46	19.059	1:18.534	46	26.191	1:19.447	33	38.988	1:47.757	33	45.011	1:18.344
48	15.151	1:34.913	48	23.660	1:22.067	48	36.144	1:24.799	48	47.700	1:23.534	48	59.816	1:24.437
44	16.694	1:36.456	44	25.828	1:22.692	44	36.902	1:23.389	44	49.893	1:24.969	44	1:00.414	1:22.842

Alfa Romeo Championship LAP CHART

(contd.)

Lap 6			Lap 7			Lap 8			Lap 9			Lap 10		
No	Behind	Laptime	No	Behind	Laptime	No	Behind	Laptime	No	Behind	Laptime	No	Behind	Laptime
16		1:12.935	16		1:13.162	16		1:13.671	16		1:14.000	16		1:14.145
42	4.127	1:13.865	42	4.093	1:13.128	48	1 LAP	1:22.028	8	4.952	1:13.178	8	3.885	1:13.078
8	7.137	1:13.783	8	6.930	1:12.955	42	4.181	1:13.759	42	5.395	1:15.214	42	4.667	1:13.417
66	11.523	1:12.795	66	11.715	1:13.354	44	1 LAP	1:22.455	66	10.270	1:13.575	66	8.738	1:12.613
49	20.290	1:14.817	90	20.443	1:13.215	8	5.774	1:12.515	48	1 LAP	1:23.092	90	17.618	1:13.590
90	20.390	1:13.451	49	22.549	1:15.421	66	10.695	1:12.651	44	1 LAP	1:22.175	48	1 LAP	1:21.746
24	21.568	1:14.952	24	22.706	1:14.300	90	19.764	1:12.992	90	18.173	1:12.409	44	1 LAP	1:21.846
98	24.719	1:16.323	98	28.914	1:17.357	24	22.317	1:13.282	24	21.946	1:13.629	24	21.199	1:13.398
80	25.219	1:16.637	80	29.100	1:17.043	98	32.081	1:16.838	98	34.679	1:16.598	98	36.680	1:16.146
38	36.052	1:16.869	38	38.853	1:15.963	80	32.685	1:17.256	80	35.331	1:16.646	80	37.005	1:15.819
62	41.678	1:16.999	62	45.123	1:16.607	49	39.824	1:30.946	49	43.571	1:17.747	49	44.671	1:15.245
46	44.848	1:16.879	33	47.469	1:14.551	38	40.548	1:15.366	38	43.762	1:17.214	38	45.504	1:15.887
33	46.080	1:14.004	46	48.239	1:16.553	33	47.612	1:13.814	33	45.805	1:12.193	33	45.877	1:14.217
48	1:08.567	1:21.686				62	48.272	1:16.820	62	50.040	1:15.768	62	50.908	1:15.013
44	1:09.561	1:22.082				46	50.820	1:16.252	46	51.901	1:15.081	46	52.109	1:14.353

Alfa Romeo Championship LAP CHART

(contd.)

Lap 11			Lap 12			Lap 13			Lap 14			Lap 15		
No	Behind	Laptime	No	Behind	Laptime	No	Behind	Laptime	No	Behind	Laptime	No	Behind	Laptime
16		1:13.324	16		1:13.504	16		1:12.442						
8	3.232	1:12.671	8	2.309	1:12.581	8	3.795	1:13.928						
42	4.313	1:12.970	42	4.183	1:13.374	42	6.286	1:14.545						
66	7.248	1:11.834	66	6.523	1:12.779	66	7.092	1:13.011						
90	16.544	1:12.250	90	15.048	1:12.008	90	14.827	1:12.221						
24	21.462	1:13.587	24	22.036	1:14.078	24	23.819	1:14.225						
48	1 LAP	1:21.088	48	1 LAP	1:20.927	48	1 LAP	1:19.320						
44	1 LAP	1:20.955	44	1 LAP	1:20.736	44	1 LAP	1:19.636						
98	39.816	1:16.460	98	41.735	1:15.423	98	44.095	1:14.802						
80	40.068	1:16.387	80	42.433	1:15.869	80	45.034	1:15.043						
49	45.610	1:14.263	49	46.680	1:14.574	49	48.973	1:14.735						
33	47.503	1:14.950	33	47.210	1:13.211	38	53.086	1:16.486						
38	48.145	1:15.965	38	49.042	1:14.401	62	56.661	1:14.932						
62	52.589	1:15.005	62	54.171	1:15.086	46	57.205	1:15.037						
46	53.460	1:14.675	46	54.610	1:14.654	33	2:01.221	2:26.453P						

Dunlop Radical Enduro Championship

QUALIFYING

POS	NO	CL	NAME	NAT	ENTRY	TIME	LAPS	GAP	MPH
1	51	09	MOULTON/STILP		Radical SR3	55.173	19		95.00
2	68	09	Phil QUAIFE		Radical SR3	55.289	20	0.116	94.80
3	20	08	ASPINALL/KAIZER		Radical Prosport	55.312	19	0.139	94.76
4	96	09	BARAZI/DUDFIELD		Radical SR3	55.625	24	0.452	94.23
5	98	09	FISH?RICHARDS		Radical SR3	55.825	20	0.652	93.89
6	90	09	REDWOOD/ABBOTT		Radical SR3	55.890	28	0.717	93.78
7	76	09	DONNELLY/REDWOOD		Radical Enduro	56.491	16	1.318	92.78
8	11	08	Nick DOVE		Radical Prosport	56.560	25	1.387	92.67
9	50	08	WILLIAMS/PLUCK		Radical Prosport	56.691	28	1.518	92.45
10	12	08	GREEN/HAYMAN		Radical Prosport	56.910	21	1.737	92.10
11	48	08	Tony HOLDICH		Radical Prosport	57.196	28	2.023	91.64
12	59	09	DRAYSON/THOMAS		Radical SR3	57.225	26	2.052	91.59
13	55	09	BELL/BELL		Radical SR3	57.967	15	2.794	90.42
14	30	08	DAVEY/EPERON		Radical Prosport	58.174	16	3.001	90.10
15	77	09	STANLEY/REED		Radical SR3	58.247	14	3.074	89.98

Weather/Track Sunny./Dry

These results are provisional until the conclusion of any judicial and technical matters.

Pembrey

Circuit Length = 1.4560 miles.

Start: 10:37 End: 11:07

Clerk of Course:	Stewards:	Timekeeper:
------------------	-----------	-------------

Dunlop Radical Enduro Championship

LAP ANALYSIS

11	Nick DOVE	Radical Prosport									
1 -	3:27.662	6 -	56.647	11 -	58.193	16 -	57.483	21 -	56.912		
2 -	1:00.699	7 -	1:12.943P	12 -	56.715	17 -	1:05.519P	22 -	1:16.145		
3 -	58.796	8 -	2:24.863	13 -	56.798	18 -	2:19.099	23 -	57.090		
4 -	56.795	9 -	56.825	14 -	1:01.835P	19 -	57.004	24 -	56.583		
5 -	56.810	10 -	57.263	15 -	4:05.625	20 -	56.560	25 -	1:24.811P		
12	GREEN/HAYMAN	Radical Prosport									
1 -	3:04.812	6 -	59.850	11 -	57.092	16 -	1:08.697P	21 -	1:26.736P		
2 -	1:04.929	7 -	57.228	12 -	57.625	17 -	3:10.740				
3 -	1:00.072	8 -	57.084	13 -	57.238	18 -	1:00.727				
4 -	57.947	9 -	1:10.211P	14 -	56.910	19 -	59.956				
5 -	57.007	10 -	3:02.566	15 -	58.215	20 -	1:00.547				
20	ASPINALL/KAIZER	Radical Prosport									
1 -	3:34.286	6 -	55.317	11 -	55.508	16 -	1:02.183				
2 -	1:27.346	7 -	55.746	12 -	1:05.407P	17 -	56.397				
3 -	1:03.732	8 -	55.312	13 -	2:50.208	18 -	56.821				
4 -	57.183	9 -	55.327	14 -	57.145	19 -	1:13.159P				
5 -	59.146	10 -	55.426	15 -	56.365						
30	DAVEY/EPERON	Radical Prosport									
1 -	4:38.645	6 -	3:16.122	11 -	58.422	16 -	1:09.861P				
2 -	1:03.977	7 -	58.376	12 -	58.859						
3 -	1:00.445	8 -	58.174	13 -	58.856						
4 -	59.046	9 -	1:04.347P	14 -	58.795						
5 -	1:04.910P	10 -	2:45.293	15 -	58.465						
48	Tony HOLDICH	Radical Prosport									
1 -	3:22.196	6 -	57.602	11 -	1:04.472P	16 -	57.754	21 -	1:09.846	26 -	1:03.495
2 -	1:08.588	7 -	57.382	12 -	1:50.640	17 -	58.509	22 -	1:03.403	27 -	58.039
3 -	1:02.177	8 -	57.196	13 -	58.805	18 -	58.207	23 -	1:08.574P	28 -	57.563
4 -	58.630	9 -	59.714	14 -	58.081	19 -	58.769	24 -	2:10.544		
5 -	57.865	10 -	57.743	15 -	57.712	20 -	58.488	25 -	1:01.716		
50	WILLIAMS/PLUCK	Radical Prosport									
1 -	3:21.069	6 -	58.327	11 -	1:09.824P	16 -	1:02.678	21 -	57.031	26 -	1:01.067
2 -	1:02.187	7 -	58.493	12 -	2:16.228	17 -	58.735	22 -	56.768	27 -	56.711
3 -	1:00.357	8 -	58.128	13 -	57.398	18 -	56.714	23 -	56.691	28 -	1:10.056P
4 -	1:01.323	9 -	58.896	14 -	57.370	19 -	1:25.632P	24 -	1:04.348		
5 -	58.574	10 -	58.531	15 -	57.186	20 -	1:45.765	25 -	57.211		
51	MOULTON/STILP	Radical SR3									
1 -	3:13.570	6 -	1:00.125	11 -	55.448	16 -	56.236				
2 -	56.653	7 -	55.340	12 -	1:05.143P	17 -	57.864				
3 -	58.791	8 -	55.215	13 -	2:51.486	18 -	56.058				
4 -	55.900	9 -	55.173	14 -	57.122	19 -	1:09.474P				
5 -	55.305	10 -	55.498	15 -	59.411						

Dunlop Radical Enduro Championship

LAP ANALYSIS

(contd.)

55	BELL/BELL	Radical SR3										
1 -	3:03.670	6 -	58.365	11 -	5:16.090							
2 -	1:05.200	7 -	57.967	12 -	1:01.371							
3 -	1:01.515	8 -	1:02.382	13 -	1:00.577							
4 -	58.917	9 -	1:00.968	14 -	1:05.514							
5 -	58.868	10 -	1:07.034P	15 -	1:11.594P							
59	DRAYSON/THOMAS	Radical SR3										
1 -	3:08.755	6 -	58.615	11 -	58.698	16 -	1:16.256	21 -	1:01.406	26 -	2:29.548	
2 -	1:04.977	7 -	1:00.789	12 -	57.225	17 -	1:00.775	22 -	58.772			
3 -	1:00.983	8 -	57.518	13 -	1:00.897	18 -	1:02.619	23 -	58.117			
4 -	57.966	9 -	1:11.274P	14 -	1:05.189	19 -	59.027	24 -	57.506			
5 -	57.539	10 -	3:42.958	15 -	1:05.971	20 -	58.582	25 -	1:10.070P			
68	Phil QUAIFE	Radical SR3										
1 -	3:06.370	6 -	55.289	11 -	58.029	16 -	2:38.180					
2 -	1:01.973	7 -	1:08.317	12 -	55.466	17 -	1:00.806					
3 -	56.538	8 -	1:04.424P	13 -	57.770P	18 -	1:04.944P					
4 -	1:15.493	9 -	2:26.485	14 -	2:26.575	19 -	1:42.086					
5 -	55.691	10 -	1:07.734	15 -	1:01.310P	20 -	58.993					
76	DONNELLY/REDWOOD	Radical Enduro										
1 -	2:58.352	6 -	56.508	11 -	57.232	16 -	56.545					
2 -	1:03.965	7 -	56.491	12 -	56.660							
3 -	59.849	8 -	1:08.226P	13 -	1:04.183P							
4 -	56.737	9 -	3:48.209	14 -	3:02.515							
5 -	57.234	10 -	57.932	15 -	57.344							
77	STANLEY/REED	Radical SR3										
1 -	3:23.772	6 -	1:05.865	11 -	58.247							
2 -	1:09.079	7 -	1:05.847	12 -	58.484							
3 -	1:19.388	8 -	1:11.350P	13 -	58.545							
4 -	1:05.948	9 -	2:18.673	14 -	59.338							
5 -	1:08.470	10 -	1:00.098									
90	REDWOOD/ABBOTT	Radical SR3										
1 -	2:59.505	6 -	57.433	11 -	55.907	16 -	1:03.615P	21 -	57.225	26 -	55.988	
2 -	1:03.825	7 -	55.907	12 -	56.024	17 -	4:02.359	22 -	58.560	27 -	55.969	
3 -	1:00.181	8 -	56.433	13 -	55.975	18 -	1:06.909P	23 -	56.483	28 -	1:00.759	
4 -	56.280	9 -	55.890	14 -	55.941	19 -	2:02.843	24 -	56.252			
5 -	56.447	10 -	56.522	15 -	55.931	20 -	56.459	25 -	55.997			
96	BARAZI/DUDFIELD	Radical SR3										
1 -	3:02.199	6 -	1:03.156	11 -	56.521	16 -	58.979	21 -	1:36.093			
2 -	1:04.724	7 -	55.903	12 -	55.625	17 -	57.905	22 -	57.695			
3 -	57.108	8 -	55.719	13 -	55.788	18 -	59.449	23 -	57.307			
4 -	59.052	9 -	1:00.387P	14 -	1:16.224P	19 -	58.128	24 -	58.133			
5 -	55.951	10 -	2:37.145	15 -	5:54.530	20 -	1:28.503P					

Dunlop Radical Enduro Championship

LAP ANALYSIS

(contd.)

98	FISH?RICHARDS	Radical SR3					
1 -	3:06.161	6 -	1:04.896P	11 -	55.996	16 -	1:00.413
2 -	1:06.362	7 -	2:52.099	12 -	55.865	17 -	1:05.288
3 -	1:01.847	8 -	1:00.949	13 -	56.413	18 -	1:07.958
4 -	57.478	9 -	57.352	14 -	1:06.303P	19 -	55.825
5 -	57.031	10 -	1:01.555	15 -	2:56.571	20 -	2:18.854P

Dunlop Radical Enduro Championship

GRID

ROW 8	58.247 77 STANLEY/REED	58.174 30 DAVEY/EPERON
ROW 7	57.967 55 BELL/BELL	57.225 59 DRAYSON/THOMAS
ROW 6	57.196 48 HOLDICH	56.910 12 GREEN/HAYMAN
ROW 5	56.691 50 WILLIAMS/PLUCK	56.560 11 DOVE
ROW 4	56.491 76 DONNELLY/REDWOOD	55.890 90 REDWOOD/ABBOTT
ROW 3	55.825 98 FISH?RICHARDS	55.625 96 BARAZI/DUDFIELD
ROW 2	55.312 20 ASPINALL/KAIZER	55.289 68 QUAIFFE
ROW 1	55.173 51 MOULTON/STILP	
POLE		

Weather/Track Sunny./Dry

These results are provisional until the conclusion of any judicial and technical matters.

Pembrey

Circuit Length = 1.4560 miles.

Start: 10:37 End: 11:07

Clerk of Course:	Stewards:	Timekeeper:
------------------	-----------	-------------

Dunlop Radical Enduro Championship

QUALIFYING 2

POS	NO	CL	NAME	NAT	ENTRY	TIME	LAPS	GAP	MPH
1	68	SR	QUAIFE/MOSELEY		Radical SR3	54.799	18		95.65
2	20	P	ASPINALL/KAIZER		Radical Prosport	54.915	15	0.116	95.44
3	51	SR	MOULTON/STILP		Radical SR3	54.998	14	0.199	95.30
4	90	SR	REDWOOD/ABBOTT		Radical SR3	55.376	22	0.577	94.65
5	98	SR	FISH/RICHARDS		Radical SR3	55.779	26	0.980	93.97
6	11	P	Nick DOVE		Radical Prosport	56.231	21	1.432	93.21
7	50	P	WILLIAMS/PLUCK		Radical Prosport	56.447	21	1.648	92.85
8	96	SR	BARAZI/DUDFIELD		Radical SR3	56.578	15	1.779	92.64
9	30	P	DAVEY/ROWLEY		Radical Prosport	56.921	16	2.122	92.08
10	77	SR	STANLEY/FERGUSON		Radical SR3	56.993	25	2.194	91.96
11	48	P	Tony HOLDICH		Radical Prosport	57.066	26	2.267	91.85
12	12	P	GREEN/HAYMAN		Radical Prosport	57.120	23	2.321	91.76
13	55	SR	BELL/BELL		Radical SR3	59.647	4	4.848	87.87
14	59	SR	DRAYTON/THOMAS		Radical SR3	59.690	25	4.891	87.81

Weather/Track Sunny/Dry

These results are provisional until the conclusion of any judicial and technical matters.

Pembrey

Circuit Length = 1.4560 miles.

Start: 09:00 End: 09:30

Clerk of Course:	Stewards:	Timekeeper:
------------------	-----------	-------------

Dunlop Radical Enduro Championship

LAP ANALYSIS

11	Nick DOVE	Radical Prosport									
1 -	9:48.392	6 -	56.231	11 -	57.821	16 -	56.676	21 -	1:48.470P		
2 -	1:03.493	7 -	56.331	12 -	56.491	17 -	56.314				
3 -	58.845	8 -	1:14.037P	13 -	1:18.993P	18 -	1:19.977P				
4 -	58.052	9 -	2:39.003	14 -	4:29.666	19 -	3:20.448				
5 -	58.143	10 -	57.676	15 -	56.504	20 -	1:04.774P				
12	GREEN/HAYMAN	Radical Prosport									
1 -	9:38.150	6 -	57.133	11 -	59.387	16 -	1:00.664	21 -	59.636		
2 -	1:06.330	7 -	57.447	12 -	57.498	17 -	57.354	22 -	59.347		
3 -	1:01.387	8 -	57.298	13 -	57.120	18 -	1:06.035P	23 -	1:27.397P		
4 -	58.064	9 -	1:14.558P	14 -	1:01.631	19 -	3:27.008				
5 -	57.466	10 -	3:50.203	15 -	1:05.040	20 -	58.720				
20	ASPINALL/KAIZER	Radical Prosport									
1 -	9:56.582	6 -	54.915	11 -	56.432						
2 -	1:19.714	7 -	59.611P	12 -	56.734						
3 -	1:04.529	8 -	6:03.184	13 -	56.573						
4 -	55.721	9 -	57.224	14 -	56.426						
5 -	55.096	10 -	56.788	15 -	1:12.745P						
30	DAVEY/ROWLEY	Radical Prosport									
1 -	9:39.314	6 -	1:00.507	11 -	58.831	16 -	1:09.473P				
2 -	1:11.913	7 -	1:09.205	12 -	56.921						
3 -	1:03.112	8 -	1:01.591	13 -	2:00.649						
4 -	59.349	9 -	1:15.649P	14 -	57.331						
5 -	58.236	10 -	2:08.283	15 -	57.243						
48	Tony HOLDICH	Radical Prosport									
1 -	9:43.046	6 -	57.928	11 -	57.283	16 -	57.415	21 -	1:07.923P	26 -	1:06.274P
2 -	1:08.683	7 -	57.915	12 -	1:06.563P	17 -	57.076	22 -	3:48.421		
3 -	1:14.740	8 -	57.417	13 -	2:46.196	18 -	57.448	23 -	58.242		
4 -	59.235	9 -	57.216	14 -	58.759	19 -	57.265	24 -	58.336		
5 -	57.354	10 -	57.066	15 -	57.386	20 -	57.453	25 -	57.537		
50	WILLIAMS/PLUCK	Radical Prosport									
1 -	9:45.913	6 -	1:08.652	11 -	2:19.699	16 -	1:02.574	21 -	1:14.744P		
2 -	1:10.344	7 -	59.232	12 -	1:03.208	17 -	59.081				
3 -	1:03.191	8 -	1:06.691	13 -	1:07.387	18 -	59.159				
4 -	58.359	9 -	57.693	14 -	59.842P	19 -	57.642				
5 -	56.447	10 -	1:15.734P	15 -	2:37.470	20 -	57.676				
51	MOULTON/STILP	Radical SR3									
1 -	9:36.116	6 -	55.240	11 -	1:05.529						
2 -	1:05.168	7 -	1:11.465P	12 -	55.421						
3 -	1:01.414	8 -	7:28.388	13 -	54.998						
4 -	55.612	9 -	57.063	14 -	1:23.981P						
5 -	55.487	10 -	55.526								

Dunlop Radical Enduro Championship

LAP ANALYSIS

(contd.)

55	BELL/BELL	Radical SR3				
	1 - X:00.000					
	2 - 1:12.217					
	3 - 59.647					
	4 - 1:00.232					
59	DRAYTON/THOMAS	Radical SR3				
	1 - 9:38.807	6 - 1:06.397	11 - 1:08.323	16 - 1:04.886	21 - 1:00.536	
	2 - 1:07.754	7 - 59.690	12 - 1:03.791	17 - 1:10.183P	22 - 1:14.783	
	3 - 1:01.532	8 - 1:02.531	13 - 1:02.419	18 - 1:53.291	23 - 1:06.029	
	4 - 59.923	9 - 1:05.866P	14 - 1:01.058	19 - 1:01.697	24 - 1:03.142	
	5 - 1:00.408	10 - 3:31.874	15 - 1:00.997	20 - 59.792	25 - 1:09.611P	
68	QUAIFE/MOSELEY	Radical SR3				
	1 - 9:37.266	6 - 54.799	11 - 1:05.752P	16 - 58.798		
	2 - 1:06.306	7 - 57.987	12 - 5:58.001	17 - 1:01.202		
	3 - 1:01.329	8 - 59.518P	13 - 1:00.192	18 - 1:04.647P		
	4 - 55.700	9 - 5:53.170	14 - 59.803			
	5 - 55.097	10 - 1:51.929	15 - 58.131			
77	STANLEY/FERGUSON	Radical SR3				
	1 - 9:52.813	6 - 58.338	11 - 58.767	16 - 59.531	21 - 57.592	
	2 - 1:25.473	7 - 58.869	12 - 1:09.842P	17 - 58.253	22 - 56.993	
	3 - 1:05.255	8 - 58.777	13 - 2:32.293	18 - 57.754	23 - 57.353	
	4 - 59.423	9 - 58.331	14 - 1:01.348	19 - 57.820	24 - 57.315	
	5 - 58.825	10 - 58.882	15 - 59.291	20 - 57.276	25 - 1:23.548P	
90	REDWOOD/ABBOTT	Radical SR3				
	1 - 9:50.029	6 - 56.738	11 - 1:02.554P	16 - 55.530	21 - 55.715	
	2 - 1:17.237	7 - 1:03.986	12 - 3:47.375	17 - 1:03.530	22 - 1:07.751P	
	3 - 1:06.705	8 - 56.499	13 - 59.309	18 - 56.443		
	4 - 57.430	9 - 1:11.538	14 - 55.376	19 - 1:05.152P		
	5 - 56.443	10 - 1:08.966	15 - X:00.000	20 - 3:36.478		
96	BARAZI/DUDFIELD	Radical SR3				
	1 - 9:57.868	6 - 1:10.082P	11 - 7:38.134			
	2 - 1:22.797	7 - 5:01.396	12 - 58.164			
	3 - 1:07.543	8 - 58.898	13 - 1:20.521			
	4 - 57.369	9 - 56.967	14 - 1:34.334			
	5 - 56.578	10 - 1:06.434P	15 - 1:41.427P			
98	FISH/RICHARDS	Radical SR3				
	1 - 9:42.180	6 - 1:10.110P	11 - 55.861	16 - 59.752	21 - 57.198	26 - 57.304
	2 - 1:07.355	7 - 2:14.943	12 - 55.779	17 - 57.132	22 - 57.626	
	3 - 1:00.148	8 - 58.562	13 - 1:00.373	18 - 58.792	23 - 57.109	
	4 - 1:03.006	9 - 59.906	14 - 1:06.289P	19 - 57.509	24 - 57.492	
	5 - 56.751	10 - 56.123	15 - 4:56.960	20 - 57.209	25 - 57.187	

Dunlop Radical Enduro Championship

GRID Race 12

ROW 7	59.647 55 BELL/BELL	59.690 59 DRAYTON/THOMAS
ROW 6	57.066 48 HOLDICH	57.120 12 GREEN/HAYMAN
ROW 5	56.921 30 DAVEY/ROWLEY	56.993 77 STANLEY/FERGUSON
ROW 4	56.447 50 WILLIAMS/PLUCK	56.578 96 BARAZI/DUDFIELD
ROW 3	55.779 98 FISH/RICHARDS	56.231 11 DOVE
ROW 2	54.998 51 MOULTON/STILP	55.376 90 REDWOOD/ABBOTT
ROW 1	54.799 68 QUAIFE/MOSELEY	54.915 20 ASPINALL/KAIZER
POLE		

Weather/Track Sunny/Dry

These results are provisional until the conclusion of any judicial and technical matters.

Pembrey

Circuit Length = 1.4560 miles.

Start: 09:00 End: 09:30

Clerk of Course:	Stewards:	Timekeeper:
------------------	-----------	-------------

Dunlop Radical Enduro Championship

RACE RESULT

POS	NO	CL	NAME	NAT	ENTRY	TIME	LAPS	GAP	MPH	BEST
1	20	P	ASPINALL/KAIZER		Radical Prosport	37:44.764	39		90.26	55.718
2	51	SR	MOULTON/STILP		Radical SR3	37:48.228	39	3.464	90.12	55.753
3	90	SR	REDWOOD/ABBOTT		Radical SR3	38:00.770	39	16.006	89.62	56.641
4	96	SR	BARAZI/DUDFIELD		Radical SR3	38:01.424	39	16.660	89.60	56.738
5	98	SR	FISH/RICHARDS		Radical SR3	38:13.885	39	29.121	89.11	57.352
6	68	SR	QUAIFE/MOSELEY		Radical SR3	38:17.561	39	32.797	88.97	56.131
7	11	P	Nick DOVE		Radical Prosport	38:24.136	39	39.372	88.72	56.687
8	12	P	GREEN/HAYMAN		Radical Prosport	38:02.010	38	1 LAP	87.28	57.655
9	30	P	DAVEY/ROWLEY		Radical Prosport	38:12.381	38	1 LAP	86.88	58.351
10	50	P	WILLIAMS/PLUCK		Radical Prosport	36:59.656	37	2 LAPS	87.37	57.695
11	59	SR	DRAYTON/THOMAS		Radical SR3	37:46.623	37	2 LAPS	85.56	58.345
12	55	SR	BELL/BELL		Radical SR3	37:47.133	37	2 LAPS	85.54	58.074
13	77	SR	STANLEY/FERGUSON		Radical SR3	38:06.367	36	3 LAPS	82.53	59.204
14	76	SR	DONNELLY/REDWOOD		Radical Enduro	38:23.732	35	4 LAPS	79.63	57.035

NOT CLASSIFIED

48	P	Tony HOLDICH		Radical Prosport	20:50.362	21	D.N.F.	88.03	58.244
----	---	--------------	--	------------------	-----------	----	--------	-------	--------

FASTEST LAP

20	P	ASPINALL/KAIZER		Radical Prosport	55.718	5	94.07mph	151.39kph
51	SR	MOULTON/STILP		Radical SR3	55.753	3	94.01mph	151.30kph

Weather/Track Sunny/Dry

These results are provisional until the conclusion of any judicial and technical matters

Pembrey
Circuit Length = 1.4560 miles.

Clerk of Course:	Stewards:	Timekeeper:
------------------	-----------	-------------

Dunlop Radical Enduro Championship

LAP CHART

Lap 1			Lap 2			Lap 3			Lap 4			Lap 5		
No	Behind	Laptime	No	Behind	Laptime	No	Behind	Laptime	No	Behind	Laptime	No	Behind	Laptime
51		59.146	51		56.061	51		55.753	51		55.957	51		56.188
20	0.415	59.561	20	0.931	56.577	20	1.288	56.110	20	1.617	56.286	20	1.147	55.718
96	1.061	1:00.207	96	2.267	57.267	96	3.615	57.101	96	4.448	56.790	96	4.998	56.738
90	1.657	1:00.803	90	2.561	56.965	90	4.076	57.268	90	5.171	57.052	90	5.624	56.641
76	2.561	1:01.707	76	3.957	57.457	76	5.687	57.483	76	6.765	57.035	76	8.057	57.480
98	3.488	1:02.634	98	5.157	57.730	98	6.878	57.474	98	8.778	57.857	98	10.486	57.896
11	4.667	1:03.813	11	5.945	57.339	11	7.341	57.149	11	9.193	57.809	11	10.711	57.706
68	5.658	1:04.804	50	8.367	58.463	50	11.637	59.023	50	13.821	58.141	50	16.393	58.760
50	5.965	1:05.111	68	9.534	59.937	68	12.880	59.099	68	15.195	58.272	68	17.074	58.067
48	6.230	1:05.376	48	9.939	59.770	48	13.164	58.978	48	16.479	59.272	48	18.942	58.651
30	6.613	1:05.759	30	10.416	59.864	30	13.444	58.781	30	16.987	59.500	30	19.150	58.351
12	6.768	1:05.914	12	10.693	59.986	12	14.137	59.197	12	17.624	59.444	12	19.668	58.232
59	8.685	1:07.831	59	12.070	59.446	59	15.275	58.958	59	18.439	59.121	59	20.696	58.445
55	9.131	1:08.277	55	12.609	59.539	55	15.461	58.605	55	19.598	1:00.094	55	24.604	1:01.194
77	9.723	1:08.869	77	13.337	59.675	77	16.909	59.325	77	20.366	59.414	77	25.050	1:00.872

Race red Flagged. Car 50 Not included in results
Weather/Track Sunny/Dry

Pembrey
Circuit Length = 1.4560 miles.
Start: 14:33 End: 15:12

Dunlop Radical Enduro Championship

LAP CHART

(contd.)

Lap 6			Lap 7			Lap 8			Lap 9			Lap 10		
No	Behind	Laptime	No	Behind	Laptime	No	Behind	Laptime	No	Behind	Laptime	No	Behind	Laptime
51		56.488	51		56.916	51		56.890	51		57.018	51		57.139
20	0.692	56.033	20	0.429	56.653	20	0.241	56.702	20	0.255	57.032	20	0.343	57.227
96	5.726	57.216	96	6.319	57.509	96	7.072	57.643	96	7.517	57.463	96	7.991	57.613
90	6.149	57.013	90	6.593	57.360	90	7.348	57.645	90	7.990	57.660	90	8.315	57.464
76	8.824	57.255	76	9.610	57.702	76	10.396	57.676	76	11.273	57.895	76	12.083	57.949
98	12.002	58.004	98	13.249	58.163	98	14.235	57.876	98	15.924	58.707	98	17.176	58.391
11	12.212	57.989	11	13.674	58.378	11	14.505	57.721	11	16.181	58.694	11	17.448	58.406
50	17.904	57.999	50	19.469	58.481	50	20.683	58.104	50	21.782	58.117	50	23.572	58.929
68	19.006	58.420	68	20.078	57.988	68	21.414	58.226	68	22.603	58.207	68	24.098	58.634
30	21.334	58.672	30	23.185	58.767	30	25.089	58.794	30	26.835	58.764	30	28.906	59.210
48	22.026	59.572	48	24.044	58.934	48	25.885	58.731	12	28.413	59.421	12	30.830	59.556
12	22.249	59.069	12	24.319	58.986	12	26.010	58.581	48	28.774	59.907	48	31.230	59.595
59	23.330	59.122	59	24.771	58.357	59	29.197	1:01.316	59	31.920	59.741	59	33.832	59.051
55	28.070	59.954	77	31.082	59.523	77	33.680	59.488	77	35.866	59.204	77	38.200	59.473
77	28.475	59.913	55	32.402	1:01.248	55	35.442	59.930	55	37.495	59.071	55	39.186	58.830

Race red Flagged. Car 50 Not included in results
Weather/Track Sunny/Dry

Pembrey
Circuit Length = 1.4560 miles.
Start: 14:33 End: 15:12

Dunlop Radical Enduro Championship

LAP CHART

(contd.)

Lap 11			Lap 12			Lap 13			Lap 14			Lap 15		
No	Behind	Laptime	No	Behind	Laptime	No	Behind	Laptime	No	Behind	Laptime	No	Behind	Laptime
51		57.243	51		57.414	20		56.630	20		56.663	20		56.259
20	0.184	57.084	20	0.064	57.294	51	1.378	58.072	51	2.261	57.546	51	2.872	56.870
96	8.748	58.000	90	8.828	57.216	90	9.199	57.065	90	9.592	57.056	90	10.007	56.674
90	9.026	57.954	96	12.783	1:01.449P	76	15.038	58.462	76	16.179	57.804	76	17.400	57.480
76	12.489	57.649	76	13.270	58.195	11	20.694	57.506	11	21.450	57.419	11	22.586	57.395
98	19.005	59.072	11	19.882	58.144	98	25.406	1:01.345P	50	28.503	58.157	50	30.037	57.793
11	19.152	58.947	98	20.755	59.164	50	27.009	58.278	68	30.818	58.929	68	33.152	58.593
50	24.577	58.248	50	25.425	58.262	68	28.552	58.877	30	35.581	58.638	30	37.889	58.567
68	25.322	58.467	68	26.369	58.461	30	33.606	58.502	12	36.016	58.670	12	38.225	58.468
30	30.600	58.937	30	31.798	58.612	12	34.009	58.424	48	39.394	59.003	48	41.614	58.479
12	31.242	57.655	12	32.279	58.451	48	37.054	59.134	59	43.502	59.564	59	46.975	59.732
48	32.895	58.908	48	34.614	59.133	59	40.601	59.525	96	46.364	58.132	96	47.471	57.366
59	35.688	59.099	59	37.770	59.496	96	44.895	1:28.806	77	50.558	59.863	98	54.294	58.495
77	40.895	59.938	77	43.557	1:00.076	77	47.358	1:00.495	98	52.058	1:23.315	77	54.869	1:00.570
55	41.706	59.763	55	44.070	59.778	55	47.640	1:00.264	55	55.473	1:04.496P			

Race red Flagged. Car 50 Not included in results
Weather/Track Sunny/Dry

Pembrey
Circuit Length = 1.4560 miles.
Start: 14:33 End: 15:12

Dunlop Radical Enduro Championship

LAP CHART

(contd.)

Lap 16			Lap 17			Lap 18			Lap 19			Lap 20		
No	Behind	Laptime	No	Behind	Laptime	No	Behind	Laptime	No	Behind	Laptime	No	Behind	Laptime
20		56.077	20		56.868	20		56.688	20		57.760	20		57.111
51	3.883	57.088	77	1 LAP	1:00.193	55	2 LAPS	1:00.717	55	2 LAPS	59.759	59	1 LAP	59.618
90	10.944	57.014	51	4.083	57.068	51	5.010	57.615	51	4.901	57.651	55	2 LAPS	59.878
76	19.167	57.844	90	11.219	57.143	77	1 LAP	1:00.648	77	1 LAP	59.890	51	9.625	1:01.835P
11	24.122	57.613	76	25.392	1:03.093P	90	11.297	56.766	90	10.268	56.731	90	10.330	57.173
50	31.940	57.980	11	24.570	57.316	11	24.833	56.951	11	24.387	57.314	77	1 LAP	1:00.557
68	35.818	58.743	50	32.980	57.908	50	34.121	57.829	50	34.727	58.366	68	1 LAP	1:25.761
30	40.808	58.996	68	37.782	58.832	68	44.692	1:03.598P	12	44.505	58.468	11	24.504	57.228
12	40.967	58.819	12	42.694	58.595	12	43.797	57.791	30	46.875	58.987	50	35.779	58.163
48	44.171	58.634	30	43.485	59.545	30	45.648	58.851	48	48.008	58.244	12	45.300	57.906
96	48.919	57.525	48	45.741	58.438	48	47.524	58.471	96	49.204	57.093	30	48.654	58.890
59	51.905	1:01.007	96	49.685	57.634	96	49.871	56.874	98	56.902	57.424	96	49.739	57.646
55	1 LAP	1:52.312	59	53.713	58.676	98	57.238	57.735				48	49.749	58.852
98	55.569	57.352	98	56.191	57.490	59	57.657	1:00.632				98	57.207	57.416

Race red Flagged. Car 50 Not included in results
Weather/Track Sunny/Dry

Pembrey
Circuit Length = 1.4560 miles.
Start: 14:33 End: 15:12

Dunlop Radical Enduro Championship

LAP CHART

(contd.)

Lap 21			Lap 22			Lap 23			Lap 24			Lap 25		
No	Behind	Laptime	No	Behind	Laptime	No	Behind	Laptime	No	Behind	Laptime	No	Behind	Laptime
20		57.605	20		56.995	20		58.034	20		59.768P	90		57.567
59	1 LAP	59.388	98	1 LAP	57.443	98	1 LAP	58.855	90	6.847	57.557	76	4 LAPS	58.532
55	2 LAPS	59.503	59	1 LAP	59.812	90	9.058	57.038	76	4 LAPS	57.851	68	1 LAP	58.661
90	9.804	57.079	90	10.054	57.245	59	1 LAP	1:00.933	68	1 LAP	57.508	55	2 LAPS	59.599
68	1 LAP	56.995	55	2 LAPS	59.904	55	2 LAPS	58.885	55	2 LAPS	59.811	11	16.685	57.779
77	1 LAP	1:04.940P	76	4 LAPS	4:33.522	76	4 LAPS	58.458	59	1 LAP	1:03.950P	20	21.561	1:25.975
11	24.118	57.219	68	1 LAP	56.309	68	1 LAP	57.432	11	23.320	57.332	50	29.366	58.448
50	36.051	57.877	11	25.561	58.438	11	25.756	58.229	77	2 LAPS	1:03.874	51	30.462	57.426
51	39.712	1:27.692	50	37.196	58.140	77	2 LAPS	2:03.948	50	35.332	58.243	77	2 LAPS	1:03.668
12	45.375	57.680	51	40.707	57.990	50	36.857	57.695	51	37.450	57.031	12	38.940	58.158
96	50.481	58.347	12	46.076	57.696	51	40.187	57.514	12	45.196	58.023	96	39.761	57.179
30	50.759	59.710	96	50.687	57.201	12	46.941	58.899	96	46.996	56.755	30	47.663	58.976
48	56.424	1:04.280P	30	52.785	59.021	96	50.009	57.356	30	53.101	59.525	98	49.844	57.473
						30	53.344	58.593	98	56.785	57.640			
						98	58.913	58.042						

Race red Flagged. Car 50 Not included in results
Weather/Track Sunny/Dry

Pembrey
Circuit Length = 1.4560 miles.
Start: 14:33 End: 15:12

Dunlop Radical Enduro Championship

LAP CHART

(contd.)

Lap 26			Lap 27			Lap 28			Lap 29			Lap 30		
No	Behind	Laptime	No	Behind	Laptime	No	Behind	Laptime	No	Behind	Laptime	No	Behind	Laptime
90		57.911	90		57.413	90		57.611	90		57.610	90		57.369
59	2 LAPS	1:51.041	59	2 LAPS	58.347	59	2 LAPS	58.442	59	2 LAPS	58.345	59	2 LAPS	58.722
76	4 LAPS	57.892	76	4 LAPS	57.761	76	4 LAPS	57.728	76	4 LAPS	57.983	76	4 LAPS	58.041
68	1 LAP	57.883	68	1 LAP	57.777	68	1 LAP	57.747	68	1 LAP	57.861	68	1 LAP	58.091
55	2 LAPS	58.934	55	2 LAPS	58.763	55	2 LAPS	59.084	11	1 LAP	1:45.703	11	1 LAP	56.882
11	16.120	57.346	11	19.749	1:01.042P	12	1 LAP	1:32.207	55	2 LAPS	58.621	55	2 LAPS	59.674
20	20.925	57.275	20	20.919	57.407	20	21.204	57.896	20	21.567	57.973	20	21.538	57.340
50	29.966	58.511	51	30.378	57.678	51	29.800	57.033	12	1 LAP	59.495	12	1 LAP	58.805
51	30.113	57.562	50	31.769	59.216	50	32.166	58.008	51	29.336	57.146	51	28.925	56.958
77	2 LAPS	1:02.754	96	39.715	57.629	96	39.447	57.343	50	36.114	1:01.558P	96	39.260	57.498
96	39.499	57.649	77	2 LAPS	1:02.876	77	2 LAPS	1:03.297	96	39.131	57.294	98	49.962	57.354
12	43.203	1:02.174P	98	50.008	57.851	98	50.017	57.620	98	49.977	57.570	30	54.907	59.322
30	48.393	58.641	30	50.774	59.794	30	52.197	59.034	77	2 LAPS	1:02.153	77	2 LAPS	1:03.400
98	49.570	57.637							30	52.954	58.367			

Race red Flagged. Car 50 Not included in results
Weather/Track Sunny/Dry

Pembrey
Circuit Length = 1.4560 miles.
Start: 14:33 End: 15:12

Dunlop Radical Enduro Championship

LAP CHART

(contd.)

Lap 31			Lap 32			Lap 33			Lap 34			Lap 35		
No	Behind	Laptime	No	Behind	Laptime	No	Behind	Laptime	No	Behind	Laptime	No	Behind	Laptime
90		1:00.393P	20		58.400	20		57.922	20		57.601	20		58.118
76	4 LAPS	58.423	12	1 LAP	58.848	50	1 LAP	1:00.601	50	1 LAP	59.858	77	3 LAPS	1:03.463
68	1 LAP	58.328	51	6.309	57.480	51	6.421	58.034	51	6.387	57.567	51	6.176	57.907
59	2 LAPS	59.836	90	10.208	1:27.094	12	1 LAP	59.867	12	1 LAP	59.209	50	1 LAP	1:00.384
11	1 LAP	57.045	96	16.138	57.118	90	10.835	58.549	90	11.193	57.959	12	1 LAP	59.031
55	2 LAPS	58.733	98	27.825	57.478	96	15.736	57.520	96	15.568	57.433	90	11.058	57.983
50	1 LAP	1:36.789	30	40.015	1:03.429P	98	27.312	57.409	30	1 LAP	1:38.687	96	14.636	57.186
20	18.486	57.341	68	42.586	57.512	76	4 LAPS	1:39.411	98	29.992	1:00.281	30	1 LAP	59.151
12	1 LAP	59.817	11	45.456	58.504	68	41.406	56.742	76	4 LAPS	58.327	98	30.478	58.604
51	25.715	57.183	77	2 LAPS	1:04.967	11	44.606	57.072	68	40.619	56.814	76	4 LAPS	57.793
96	35.906	57.039	59	1 LAP	1:01.364	59	1 LAP	1:00.016	11	44.012	57.007	68	38.632	56.131
98	47.233	57.664	55	1 LAP	58.910	77	2 LAPS	1:03.063	59	1 LAP	59.663	11	42.581	56.687
30	53.472	58.958				55	1 LAP	59.537	55	1 LAP	59.310	59	1 LAP	59.516
77	2 LAPS	1:03.306										55	1 LAP	59.542
68	1:01.960	56.909												
11	1:03.838	57.442												
59	1 LAP	59.823												
76	3 LAPS	1:02.400P												
55	1 LAP	58.896												
50	1:16.832	1:01.691												

Race red Flagged. Car 50 Not included in results
Weather/Track Sunny/Dry

Pembrey
Circuit Length = 1.4560 miles.
Start: 14:33 End: 15:12

Dunlop Radical Enduro Championship

LAP CHART

(contd.)


Lap 36			Lap 37			Lap 38			Lap 39			Lap 40		
No	Behind	Laptime	No	Behind	Laptime	No	Behind	Laptime	No	Behind	Laptime	No	Behind	Laptime
20		59.521	20		57.376	20		57.966	20		57.918			
51	4.582	57.927	55	2 LAPS	59.045	55	2 LAPS	58.074	59	2 LAPS	59.898			
77	3 LAPS	1:03.110	51	4.524	57.318	51	4.009	57.451	55	2 LAPS	58.599			
50	1 LAP	59.603	50	1 LAP	1:00.590	50	1 LAP	1:00.332	51	3.464	57.373			
12	1 LAP	58.549	77	3 LAPS	1:03.004	90	13.159	1:00.080	90	16.006	1:00.765			
90	10.095	58.558	90	11.045	58.326	96	14.066	59.062	96	16.660	1:00.512			
96	12.541	57.426	12	1 LAP	1:00.627	12	1 LAP	1:00.944	12	1 LAP	1:00.348			
30	1 LAP	58.706	96	12.970	57.805	77	3 LAPS	1:03.285	77	3 LAPS	1:03.273			
98	29.165	58.208	30	1 LAP	59.080	30	1 LAP	58.764	30	1 LAP	59.636			
76	4 LAPS	59.007	98	29.663	57.874	98	29.362	57.665	98	29.121	57.677			
68	35.587	56.476	76	4 LAPS	1:00.605	68	33.808	56.724	68	32.797	56.907			
11	39.899	56.839	68	35.050	56.839	76	4 LAPS	59.667	76	4 LAPS	1:00.165			
59	1 LAP	59.244	11	39.685	57.162	11	38.624	56.905	11	39.372	58.666			
			59	1 LAP	59.546									

Race red Flagged. Car 50 Not included in results
Weather/Track Sunny/Dry

Pembrey
Circuit Length = 1.4560 miles.
Start: 14:33 End: 15:12

Dunlop Radical Enduro Championship

GRID Race 8

ROW 8	50 WILLIAMS/PLUCK	48 HOLDICH
ROW 7	76 DONNELLY/REDWOOD	77 STANLEY/REED
ROW 6	55 BELL/BELL	59 DRAYSON/THOMAS
ROW 5	30 DAVEY	12 GREEN/HAYMAN
ROW 4	11 DOVE	68 QUAIFE/MOSELEY
ROW 3	98 FISH/RICHARDS	96 BARAZI/DUDFIELD
ROW 2	90 REDWOOD/ABBOTT	51 MOULTON/STILP
ROW 1	20 ASPINALL/KAIZER	
POLE		
		

Weather/Track Sunny/Dry

These results are provisional until the conclusion of any judicial and technical matters

Pembrey
Circuit Length = 1.4560 miles.
Start: 14:33 End: 15:12

Clerk of Course:	Stewards:	Timekeeper:
------------------	-----------	-------------

Dunlop Radical Enduro Championship

RACE 2 RESULT

POS	NO	CL	NAME	NAT	ENTRY	TIME	LAPS	GAP	MPH	BEST
1	51	SR	MOULTON/STILP		Radical SR3	40:40.609	38		81.61	55.412
2	20	P	ASPINALL/KAIZER		Radical Prosport	40:41.748	38	1.139	81.57	55.710
3	11	P	Nick DOVE		Radical Prosport	40:41.983	38	1.374	81.56	56.467
4	96	SR	BARAZI/DUDFIELD		Radical SR3	40:49.835	38	9.226	81.30	56.803
5	12	P	GREEN/HAYMAN		Radical Prosport	40:55.480	37	1 LAP	78.98	58.204
6	98	SR	FISH/RICHARDS		Radical SR3	41:01.367	37	1 LAP	78.79	56.605
7	50	P	WILLIAMS/PLUCK		Radical Prosport	41:01.615	37	1 LAP	78.78	57.912
8	30	P	Peter DAVEY		Radical Prosport	41:04.846	37	1 LAP	78.68	58.208
9	77	SR	STANLEY/REED		Radical SR3	41:27.244	36	2 LAPS	75.86	58.921
10	68	SR	QUAIFE/MOSELEY		Radical SR3	41:41.519	36	2 LAPS	75.43	56.206
11	59	SR	DRAYTON/THOMAS		Radical SR3	41:34.401	35	3 LAPS	73.54	59.782
NOT CLASSIFIED										
90	SR	REDWOOD/ABBOTT		Radical SR3	18:13.439	19	D.N.F.	91.08	56.818	
48	P	Tony HOLDICH		Radical Prosport	17:48.988	18	D.N.F.	88.26	58.514	
55	SR	BELL/BELL		Radical SR3	17:49.456	17	D.N.F.	83.32	58.596	
FASTEST LAP										
51	SR	MOULTON/STILP		Radical SR3	55.412	8	94.59mph	152.23kph		
20	P	ASPINALL/KAIZER		Radical Prosport	55.710	21	94.08mph	151.41kph		

weather/Track Sunny/Dry

These results are provisional until the conclusion of any judicial and technical matters.

Pembrey

Circuit Length = 1.4560 miles.

Start: 16:45 End: 17:26

Clerk of Course:	Stewards:	Timekeeper:
------------------	-----------	-------------

Dunlop Radical Enduro Championship

LAP CHART

Lap 1			Lap 2			Lap 3			Lap 4			Lap 5		
No	Behind	Laptime	No	Behind	Laptime	No	Behind	Laptime	No	Behind	Laptime	No	Behind	Laptime
51		59.767	51		56.922	48		58.723	51		55.897	51		55.921
90	0.356	1:00.123	20	0.122	56.616	50	1 LAP	1:00.554	20	0.724	56.305	20	0.598	55.795
20	0.428	1:00.195	90	1.198	57.764	77	1 LAP	1:02.947	90	3.095	57.024	90	4.051	56.877
68	1.998	1:01.765	96	3.035	57.822	59	1 LAP	1:03.667	11	5.843	56.857	11	6.667	56.745
96	2.135	1:01.902	11	3.947	58.096	51	47.131	56.048	96	6.375	56.803	96	7.438	56.984
11	2.773	1:02.540	98	1 LAP	2:01.720	20	47.447	56.242	98	1 LAP	56.890	98	1 LAP	57.098
12	3.824	1:03.591	68	5.660	1:00.584	90	49.099	56.818	68	9.809	58.022	68	11.854	57.966
30	4.677	1:04.444	12	6.539	59.637	11	52.014	56.984	30	11.932	58.447	30	14.868	58.857
55	5.177	1:04.944	30	6.609	58.854	96	52.600	58.482	12	12.696	58.901	12	15.332	58.557
48	6.086	1:05.853	55	7.409	59.154	98	1 LAP	56.820	55	12.977	58.731	55	16.171	59.115
50	6.905	1:06.672	48	8.917	59.753	68	54.815	58.072	48	13.983	1:57.011	48	16.647	58.585
77	9.486	1:09.253				30	56.513	58.821	50	18.929	1:00.514	50	23.392	1:00.384
59	11.050	1:10.817				12	56.823	59.201	77	27.472	1:01.571	77	32.724	1:01.173
						55	57.274	58.782	59	31.851	1:02.831	59	38.087	1:02.157
						50	1:01.443	59.823						
						77	1:08.929	1:02.335						
						59	1:12.048	1:03.170						

Dunlop Radical Enduro Championship

RACE RESULT Race 12

POS	NO	CL	NAME	NAT	ENTRY	TIME	LAPS	GAP	MPH	BEST
1	51	SR	MOULTON/STILP		Radical SR3	40:04.615	40		87.19	55.613
2	11	P	Nick DOVE		Radical Prosport	40:10.258	40	5.643	86.98	57.046
3	50	P	WILLIAMS/PLUCK		Radical Prosport	40:20.483	40	15.868	86.62	57.196
4	20	P	ASPINALL/KAIZER		Radical Prosport	40:27.887	40	23.272	86.35	55.621
5	68	SR	QUAIFE/MOSELEY		Radical SR3	40:51.504	40	46.889	85.52	55.606
6	96	SR	BARAZI/DUDFIELD		Radical SR3	40:57.959	40	53.344	85.30	56.009
7	77	SR	STANLEY/FERGUSON		Radical SR3	40:21.368	39	1 LAP	84.42	57.883
8	12	P	GREEN/HAYMAN		Radical Prosport	40:27.667	39	1 LAP	84.20	57.353
9	30	P	DAVEY/ROWLEY		Radical Prosport	40:14.114	38	2 LAPS	82.50	57.550
10	90	SR	REDWOOD/ABBOTT		Radical SR3	40:06.927	37	3 LAPS	80.57	56.333
11	59	SR	DRAYTON/THOMAS		Radical SR3	40:07.450	36	4 LAPS	78.38	59.627
12	48	P	Tony HOLDICH		Radical Prosport	33:48.692	32	8 LAPS	82.67	57.175
NOT CLASSIFIED										
98	SR	FISH/RICHARDS		Radical SR3		4:08.261	4	D.N.F.	84.45	59.070
FASTEST LAP										
68	SR	QUAIFE/MOSELEY		Radical SR3		55.606	16	94.26mph		151.70kph
20	P	ASPINALL/KAIZER		Radical Prosport		55.621	7	94.23mph		151.66kph

Weather/Track Sunny/Dry

These results are provisional until the conclusion of any judicial and technical matters.

Pembrey

Circuit Length = 1.4560 miles.

Start: 11:25 End: 12:05

Clerk of Course:	Stewards:	Timekeeper:
------------------	-----------	-------------

Dunlop Radical Enduro Championship

LAP CHART

Lap 1			Lap 2			Lap 3			Lap 4			Lap 5		
No	Behind	Laptime	No	Behind	Laptime	No	Behind	Laptime	No	Behind	Laptime	No	Behind	Laptime
20		59.040	20		56.030	20		55.729	20		55.740	20		56.307
51	2.045	1:01.085	68	5.164	58.459	68	7.182	57.747	96	9.057	57.122	96	11.029	58.279
68	2.735	1:01.775	90	5.624	57.629	96	7.675	57.487	68	9.468	58.026	68	11.893	58.732
98	3.945	1:02.985	96	5.917	57.730	90	9.333	59.438	50	12.365	57.991	50	13.807	57.749
90	4.025	1:03.065	98	7.780	59.865	50	10.114	57.837	11	15.128	59.490	11	16.111	57.290
96	4.217	1:03.257	50	8.006	59.142	98	11.121	59.070	90	15.366	1:01.773	90	16.470	57.411
50	4.894	1:03.934	11	8.402	59.088	11	11.378	58.705	48	16.380	1:00.521	48	17.855	57.782
11	5.344	1:04.384	48	8.673	58.885	48	11.599	58.655	77	18.666	1:01.093	59	1 LAP	1:49.555
48	5.818	1:04.858	51	9.508	1:03.493P	77	13.313	58.756	12	18.882	1:00.309	12	22.034	59.459
77	7.012	1:06.052	77	10.286	59.304	12	14.313	58.399	98	21.722	1:06.341P	77	23.662	1:01.303
12	8.564	1:07.604	12	11.643	59.109	30	19.113	1:00.176	30	23.303	59.930	51	25.860	56.019
30	9.513	1:08.553	30	14.666	1:01.183	59	21.469	1:01.278	51	26.148	56.460	30	27.523	1:00.527
59	10.443	1:09.483	59	15.920	1:01.507	51	25.428	1:11.649						

Dunlop Radical Enduro Championship

LAP CHART

(contd.)

Lap 6			Lap 7			Lap 8			Lap 9			Lap 10		
No	Behind	Laptime	No	Behind	Laptime	No	Behind	Laptime	No	Behind	Laptime	No	Behind	Laptime
20		56.042	20		55.621	20		55.740	20		55.694	20		55.826
96	12.286	57.299	96	13.801	57.136	96	15.151	57.090	68	19.695	57.950	68	21.707	57.838
68	13.456	57.605	68	15.391	57.556	68	17.439	57.788	50	21.854	58.109	50	23.479	57.451
50	15.943	58.178	50	17.702	57.380	50	19.439	57.477	11	22.534	57.880	11	24.431	57.723
11	17.430	57.361	11	18.909	57.100	11	20.348	57.179	90	22.667	57.760	90	24.611	57.770
90	17.566	57.138	90	19.415	57.470	90	20.601	56.926	96	23.087	1:03.630	96	24.928	57.667
48	19.639	57.826	48	21.930	57.912	48	23.561	57.371	51	26.310	56.075	51	26.217	55.733
12	25.519	59.527	51	26.056	55.949	51	25.929	55.613	48	27.028	59.161	48	30.190	58.988
51	25.728	55.910	12	28.399	58.501	12	31.042	58.383	12	33.786	58.438	12	36.352	58.392
77	27.333	59.713	77	30.309	58.597	77	33.668	59.099	77	36.540	58.566	77	39.237	58.523
59	1 LAP	1:06.506	30	36.385	1:00.222	30	40.155	59.510	30	43.730	59.269	30	46.699	58.795
30	31.784	1:00.303	59	1 LAP	1:04.023	59	1 LAP	1:02.928	59	1 LAP	1:01.339			

Dunlop Radical Enduro Championship

LAP CHART

(contd.)

Lap 11			Lap 12			Lap 13			Lap 14			Lap 15		
No	Behind	Laptime	No	Behind	Laptime	No	Behind	Laptime	No	Behind	Laptime	No	Behind	Laptime
20		55.762	20		56.169	20		55.968	20		56.208	20		55.805
59	2 LAPS	1:03.118	59	2 LAPS	1:02.300	30	1 LAP	1:04.807P	68	1 LAP	1:25.851	68	1 LAP	55.836
68	24.152	58.207	50	26.921	58.025	59	2 LAPS	1:01.635	59	2 LAPS	1:01.741	59	2 LAPS	1:01.545
50	25.065	57.348	90	27.039	56.657	90	27.404	56.333	90	27.785	56.589	90	28.508	56.528
90	26.551	57.702	51	27.590	56.460	51	27.842	56.220	51	28.162	56.528	51	28.994	56.637
11	27.022	58.353	11	29.039	58.186	50	29.611	58.658	50	31.519	58.116	50	33.132	57.418
51	27.299	56.844	96	29.404	57.779	11	30.455	57.384	11	32.260	58.013	11	33.839	57.384
96	27.794	58.628	68	30.123	1:02.140P	96	30.693	57.257	96	34.692	1:00.207P	48	39.842	57.831
48	32.430	58.002	48	34.453	58.192	48	36.061	57.576	48	37.816	57.963	12	48.273	58.556
12	39.005	58.415	12	41.023	58.187	12	43.419	58.364	12	45.522	58.311	77	52.704	58.651
77	41.696	58.221	77	43.724	58.197	77	46.514	58.758	77	49.858	59.552	30	1 LAP	57.550
30	49.817	58.880							30	1 LAP	1:46.113			

Dunlop Radical Enduro Championship

LAP CHART

(contd.)

Lap 16			Lap 17			Lap 18			Lap 19			Lap 20		
No	Behind	Laptime	No	Behind	Laptime	No	Behind	Laptime	No	Behind	Laptime	No	Behind	Laptime
20		56.144	20		57.313	20		57.216	20		56.164	20		56.486
68	1 LAP	55.947	77	1 LAP	1:01.738	30	2 LAPS	59.444	68	1 LAP	57.007	68	1 LAP	56.981
96	1 LAP	1:29.790	68	1 LAP	55.606	68	1 LAP	57.618	30	2 LAPS	58.987	30	2 LAPS	59.487
90	29.199	56.835	96	1 LAP	57.047	77	1 LAP	1:00.666	77	1 LAP	59.439	77	1 LAP	1:00.826
51	29.597	56.747	90	29.114	57.228	96	1 LAP	57.072	96	1 LAP	56.828	96	1 LAP	57.483
59	2 LAPS	1:03.238	51	29.344	57.060	90	29.660	57.762	51	31.224	57.498	51	30.961	56.223
50	34.184	57.196	50	34.982	58.111	51	29.890	57.762	50	36.148	57.285	50	37.121	57.459
11	34.741	57.046	11	35.535	58.107	50	35.027	57.261	11	36.786	57.329	11	38.158	57.858
48	41.459	57.761	59	2 LAPS	1:02.971	11	35.621	57.302	48	46.135	58.906	48	48.150	58.501
12	50.117	57.988	48	42.117	57.971	48	43.393	58.492	59	2 LAPS	1:03.330	12	56.435	59.296
30	1 LAP	58.543	12	51.014	58.210	59	2 LAPS	1:04.040	12	53.625	58.290			
						12	51.499	57.701						

Dunlop Radical Enduro Championship

LAP CHART

(contd.)

Lap 21			Lap 22			Lap 23			Lap 24			Lap 25		
No	Behind	Laptime	No	Behind	Laptime	No	Behind	Laptime	No	Behind	Laptime	No	Behind	Laptime
20		57.642	20		58.524	20		56.799	20		1:37.339P	51		1:14.111
68	1 LAP	57.012	68	1 LAP	57.137	68	1 LAP	57.086	96	1 LAP	1:21.570	12	1 LAP	1:35.761
59	3 LAPS	1:07.106	30	2 LAPS	1:01.526	12	1 LAP	1:00.073	12	1 LAP	1:36.564P	90	3 LAPS	1:27.767
30	2 LAPS	59.132	59	3 LAPS	1:07.052	30	2 LAPS	1:01.540	30	2 LAPS	1:23.575	20	1.695	1:39.183
96	1 LAP	58.448	96	1 LAP	58.424	96	1 LAP	59.171	59	3 LAPS	1:24.736P	50	19.769	1:45.465
77	1 LAP	1:00.751	77	1 LAP	1:00.797	59	3 LAPS	1:04.858	77	1 LAP	1:24.378P	11	20.040	1:44.825
51	30.146	56.827	51	29.196	57.574	77	1 LAP	1:02.159	90	3 LAPS	1:23.078P	77	1 LAP	1:57.470
90	2 LAPS	2:58.068P	50	37.432	58.034	90	3 LAPS	1:42.951	50	11.792	1:10.296P	59	3 LAPS	2:00.875
50	37.922	58.443	11	38.309	58.400	51	32.937	1:00.540P	11	12.703	1:10.607P	68	1:20.164	1:23.117
11	38.433	57.917	48	53.335	1:00.291	50	38.835	58.202	51	23.377	1:27.779	96	1:20.622	1:22.796
48	51.568	1:01.060				11	39.435	57.925	68	1:34.535	1:35.230	30	1 LAP	1:22.224
12	58.180	59.387				48	59.687	1:03.151P	96	1:35.314	1:34.221	48	1:21.490	1:22.193
						68	1:36.644	1:34.709	30	1 LAP	1:33.559			
									48	1:36.785	2:14.437			

Dunlop Radical Enduro Championship

LAP CHART

(contd.)

Lap 26			Lap 27			Lap 28			Lap 29			Lap 30		
No	Behind	Laptime	No	Behind	Laptime	No	Behind	Laptime	No	Behind	Laptime	No	Behind	Laptime
51		1:22.303	51		1:20.907	51		57.659	51		57.610	51		56.597
12	1 LAP	1:22.400	12	1 LAP	1:20.950	90	3 LAPS	57.778	90	3 LAPS	57.105	90	3 LAPS	56.928
90	3 LAPS	1:22.041	90	3 LAPS	1:20.764	48	1 LAP	59.493	48	1 LAP	57.175	30	2 LAPS	58.920
20	1.734	1:22.342	20	1.070	1:20.243	12	1 LAP	59.437	12	1 LAP	58.139	48	1 LAP	58.550
50	2.942	1:05.476	50	1.720	1:19.685	20	2.659	59.248	20	3.087	58.038	20	3.914	57.424
11	3.374	1:05.637	11	1.989	1:19.522	50	3.704	59.643	11	3.506	57.262	11	4.825	57.916
77	1 LAP	1:01.991	77	1 LAP	1:14.679	11	3.854	59.524	50	5.054	58.960	12	1 LAP	59.243
59	3 LAPS	1:01.979	59	3 LAPS	1:13.423	77	1 LAP	59.574	77	1 LAP	58.238	50	6.518	58.061
68	1:18.707	1:20.846	68	53.967	56.167	59	3 LAPS	1:00.813	59	3 LAPS	1:00.793	77	1 LAP	58.279
96	1:19.280	1:20.961	96	55.779	57.406	68	52.434	56.126	68	51.224	56.400	59	3 LAPS	1:00.513
30	1 LAP	1:21.144	30	1 LAP	58.422	96	54.552	56.432	96	53.199	56.257	68	50.565	55.938
48	1:20.493	1:21.306				30	1 LAP	57.630				96	52.611	56.009

Dunlop Radical Enduro Championship

LAP CHART

(contd.)

Lap 31			Lap 32			Lap 33			Lap 34			Lap 35		
No	Behind	Laptime	No	Behind	Laptime	No	Behind	Laptime	No	Behind	Laptime	No	Behind	Laptime
51		56.838	51		56.434	51		56.366	51		56.840	51		57.174
90	3 LAPS	56.620	90	3 LAPS	56.693	90	3 LAPS	56.780	90	3 LAPS	56.598	90	3 LAPS	56.816
30	2 LAPS	57.891	30	2 LAPS	58.109	20	6.149	57.175	20	5.974	56.665	11	10.239	58.368
48	1 LAP	57.698	20	5.340	57.711	30	2 LAPS	58.826	11	9.045	58.037	30	2 LAPS	59.373
20	4.063	56.987	11	6.645	57.930	11	7.848	57.569	30	2 LAPS	58.963	50	17.402	1:02.252
11	5.149	57.162	50	10.073	58.913	50	11.474	57.767	50	12.324	57.690	77	1 LAP	1:00.518
12	1 LAP	58.017	77	1 LAP	59.080	77	1 LAP	58.302	77	1 LAP	57.883	12	1 LAP	59.669
50	7.594	57.914	12	1 LAP	1:08.825	12	1 LAP	59.368	12	1 LAP	58.293	20	26.444	1:17.644
77	1 LAP	58.402	48	1 LAP	1:20.484	48	1 LAP	59.700	59	3 LAPS	1:03.607	68	50.550	57.631
59	3 LAPS	1:01.960	59	3 LAPS	1:08.772	59	3 LAPS	1:05.741	68	50.093	56.760	59	3 LAPS	1:01.738
68	49.971	56.244	68	49.896	56.359	68	50.173	56.643	96	54.093	57.650	96	54.137	57.218
96	52.178	56.405	96	52.459	56.715	96	53.283	57.190						

Dunlop Radical Enduro Championship


LAP CHART

(contd.)

Lap 36			Lap 37			Lap 38			Lap 39			Lap 40		
No	Behind	Laptime	No	Behind	Laptime	No	Behind	Laptime	No	Behind	Laptime	No	Behind	Laptime
51		57.052	51		59.461	51		59.474	51		58.052	51		59.052
90	3 LAPS	56.874	11	8.313	57.384	11	6.562	57.723	90	3 LAPS	59.434	90	3 LAPS	1:00.297
11	10.390	57.203	30	2 LAPS	57.986	30	2 LAPS	58.069	11	7.022	58.512	59	4 LAPS	1:02.572
30	2 LAPS	58.297	50	17.719	58.383	50	16.492	58.247	30	2 LAPS	58.332	11	5.643	57.673
50	18.797	58.447	77	1 LAP	58.321	77	1 LAP	58.592	50	16.644	58.204	30	2 LAPS	58.317
77	1 LAP	58.288	12	1 LAP	57.637	12	1 LAP	57.353	77	1 LAP	58.145	50	15.868	58.276
12	1 LAP	58.793	20	26.279	57.724	20	24.190	57.385	12	1 LAP	58.108	77	1 LAP	58.467
20	28.016	58.624	68	48.837	57.690	68	47.194	57.831	20	24.230	58.092	12	1 LAP	58.211
68	50.608	57.110	96	52.843	58.118	96	51.833	58.464	68	47.503	58.361	20	23.272	58.094
96	54.186	57.101	59	3 LAPS	59.627	59	3 LAPS	59.962	96	52.420	58.639	68	46.889	58.438
59	3 LAPS	1:00.786	90	2 LAPS	59.556							96	53.344	59.976
90	2 LAPS	58.765												

Dunlop Radical Enduro Championship

GRID Race 17

ROW 7	98 FISH/RICHARDS	48 HOLDICH
ROW 6	59 DRAYTON/THOMAS	90 REDWOOD/ABBOTT
ROW 5	30 DAVEY/ROWLEY	12 GREEN/HAYMAN
ROW 4	77 STANLEY/FERGUSON	96 BARAZI/DUDFIELD
ROW 3	68 QUAIFE/MOSELEY	20 ASPINALL/KAIZER
ROW 2	50 WILLIAMS/PLUCK	11 DOVE
ROW 1	51 MOULTON/STILP	
POLE		
		

Weather/Track Sunny/Dry

These results are provisional until the conclusion of any judicial and technical matters

Pembrey
Circuit Length = 1.4560 miles.

Clerk of Course:	Stewards:	Timekeeper:
------------------	-----------	-------------

Dunlop Radical Enduro Championship

RACE RESULT Race 17

POS	NO	CL	NAME	NAT	ENTRY	TIME	LAPS	GAP	MPH	BEST
1	51	SR	MOULTON/STILP		Radical SR3	40:27.075	42		90.70	56.183
2	20	P	ASPINALL/KAIZER		Radical Prosport	40:38.617	42	11.542	90.27	56.102
3	11	P	Nick DOVE		Radical Prosport	40:49.364	42	22.289	89.87	56.253
4	68	SR	QUAIFE/MOSELEY		Radical SR3	41:00.373	42	33.298	89.47	55.631
5	96	SR	BARAZI/DUDFIELD		Radical SR3	41:13.706	42	46.631	88.99	56.575
6	98	SR	FISH/RICHARDS		Radical SR3	41:17.048	42	49.973	88.87	57.004
7	50	P	WILLIAMS/PLUCK		Radical Prosport	40:29.784	41	1 LAP	88.44	57.000
8	48	P	Tony HOLDICH		Radical Prosport	40:58.250	41	1 LAP	87.42	58.021
9	12	P	GREEN/HAYMAN		Radical Prosport	41:00.027	41	1 LAP	87.35	57.788
10	77	SR	STANLEY/FERGUSON		Radical SR3	40:33.428	40	2 LAPS	86.16	57.157
11	30	P	DAVEY/ROWLEY		Radical Prosport	40:50.277	40	2 LAPS	85.56	57.828
12	59	SR	DRAYTON/THOMAS		Radical SR3	41:04.503	39	3 LAPS	82.94	59.141
NOT CLASSIFIED										
90	SR	REDWOOD/ABBOTT		Radical SR3		8:13.330	8	D.N.F.	84.99	57.988
FASTEST LAP										
68	SR	QUAIFE/MOSELEY		Radical SR3		55.631	30	94.22mph		151.63kph
20	P	ASPINALL/KAIZER		Radical Prosport		56.102	10	93.43mph		150.36kph

Weather/Track Sunny/Dry

These results are provisional until the conclusion of any judicial and technical matters.

Pembrey

Circuit Length = 1.4560 miles.

Start: 15:12 End: 15:53

Clerk of Course:	Stewards:	Timekeeper:
------------------	-----------	-------------

Dunlop Radical Enduro Championship

LAP CHART

Lap 1			Lap 2			Lap 3			Lap 4			Lap 5		
No	Behind	Laptime	No	Behind	Laptime	No	Behind	Laptime	No	Behind	Laptime	No	Behind	Laptime
51		58.585	51		57.778	51		57.600	51		56.754	51		57.126
11	1.372	59.957	11	1.284	57.690	11	1.374	57.690	11	2.372	57.752	11	2.747	57.501
20	2.191	1:00.776	20	1.540	57.127	20	1.945	58.005	20	2.755	57.564	20	3.013	57.384
96	3.055	1:01.640	96	3.871	58.594	96	4.617	58.346	96	5.935	58.072	96	7.472	58.663
68	3.778	1:02.363	68	4.421	58.421	68	5.077	58.256	68	6.646	58.323	68	8.131	58.611
90	4.067	1:02.652	90	5.044	58.755	90	5.625	58.181	90	7.174	58.303	90	8.590	58.542
50	4.978	1:03.563	50	6.304	59.104	98	7.860	58.739	98	9.358	58.252	98	10.285	58.053
12	5.501	1:04.086	98	6.721	58.452	50	8.513	59.809	50	10.967	59.208	50	12.346	58.505
98	6.047	1:04.632	12	7.803	1:00.080	12	9.275	59.072	12	12.074	59.553	12	13.344	58.396
30	6.749	1:05.334	30	8.433	59.462	30	10.190	59.357	30	12.748	59.312	30	14.091	58.469
48	7.329	1:05.914	48	9.554	1:00.003	48	11.237	59.283	48	13.722	59.239	48	15.450	58.854
77	8.171	1:06.756	77	10.378	59.985	77	12.485	59.707	77	16.646	1:00.915	77	18.543	59.023
59	9.392	1:07.977	59	12.930	1:01.316	59	15.834	1:00.504	59	19.901	1:00.821	59	23.162	1:00.387

Dunlop Radical Enduro Championship

LAP CHART

(contd.)

Lap 6			Lap 7			Lap 8			Lap 9			Lap 10		
No	Behind	Laptime	No	Behind	Laptime	No	Behind	Laptime	No	Behind	Laptime	No	Behind	Laptime
51		56.851	51		56.708	51		57.036	51		56.910	51		56.473
11	3.450	57.554	20	4.455	57.533	20	3.984	56.565	20	3.487	56.413	20	3.116	56.102
20	3.630	57.468	11	5.026	58.284	11	5.667	57.677	11	6.342	57.585	11	7.145	57.276
96	8.751	58.130	96	9.891	57.848	96	11.310	58.455	96	12.761	58.361	96	14.204	57.916
68	9.396	58.116	68	10.711	58.023	68	12.124	58.449	68	13.553	58.339	68	15.248	58.168
90	9.775	58.036	90	11.055	57.988	98	14.134	58.495	98	14.942	57.718	98	16.164	57.695
98	11.672	58.238	98	12.675	57.711	50	18.947	59.785	50	20.437	58.400	50	22.243	58.279
50	14.198	58.703	50	16.198	58.708	12	19.418	59.610	30	21.063	58.301	30	22.897	58.307
12	14.913	58.420	12	16.844	58.639	30	19.672	59.324	12	21.623	59.115	12	23.384	58.234
30	15.451	58.211	30	17.384	58.641	48	22.666	59.563	48	24.003	58.247	48	25.798	58.268
48	17.996	59.397	48	20.139	58.851	77	27.130	1:00.250	77	29.542	59.322	77	32.780	59.711
77	20.807	59.115	77	23.916	59.817	59	32.570	1:00.416	59	35.450	59.790	59	38.118	59.141
59	26.229	59.918	59	29.190	59.669	90	34.892	1:20.873P						

Dunlop Radical Enduro Championship

LAP CHART

(contd.)

Lap 11			Lap 12			Lap 13			Lap 14			Lap 15		
No	Behind	Laptime	No	Behind	Laptime	No	Behind	Laptime	No	Behind	Laptime	No	Behind	Laptime
51		56.438	51		56.183	51		56.619	51		56.308	51		56.820
20	2.949	56.271	20	3.116	56.350	20	2.737	56.240	20	2.756	56.327	20	2.272	56.336
11	7.566	56.859	11	9.376	57.993	11	9.901	57.144	11	10.654	57.061	11	11.017	57.183
96	15.975	58.209	96	18.173	58.381	96	19.531	57.977	96	21.458	58.235	96	22.689	58.051
68	16.696	57.886	68	18.674	58.161	68	20.246	58.191	68	22.148	58.210	68	23.219	57.891
98	17.987	58.261	98	20.976	59.172	98	22.247	57.890	98	23.759	57.820	50	30.985	58.635
50	23.685	57.880	50	25.479	57.977	50	27.260	58.400	50	29.170	58.218	98	31.573	1:04.634P
30	24.837	58.378	48	30.668	59.453	48	32.120	58.071	48	34.233	58.421	48	36.021	58.608
12	25.149	58.203	12	31.509	1:02.543	12	34.696	59.806	12	40.615	1:02.227P	30	51.527	1:00.065
48	27.398	58.038	30	34.758	1:06.104	30	36.100	57.961	77	47.908	1:01.238	77	52.320	1:01.232
77	35.641	59.299	77	39.721	1:00.263	77	42.978	59.876	30	48.282	1:08.490	59	55.933	59.974
59	41.545	59.865	59	45.784	1:00.422	59	49.235	1:00.070	59	52.779	59.852			

Dunlop Radical Enduro Championship

LAP CHART

(contd.)

Lap 16			Lap 17			Lap 18			Lap 19			Lap 20		
No	Behind	Laptime	No	Behind	Laptime	No	Behind	Laptime	No	Behind	Laptime	No	Behind	Laptime
51		56.642	51		57.615	51		57.127	51		56.902	51		56.645
20	1.937	56.307	20	2.458	58.136	20	1.970	56.639	30	1 LAP	59.122	20	1.281	56.338
11	11.735	57.360	59	1 LAP	1:03.266	77	1 LAP	1:01.756	20	1.588	56.520	30	1 LAP	59.762
12	1 LAP	1:29.109	98	1 LAP	1:29.745	59	1 LAP	59.666	77	1 LAP	1:00.189	98	1 LAP	57.713
96	24.189	58.142	11	11.390	57.270	98	1 LAP	57.680	98	1 LAP	57.344	77	1 LAP	1:00.353
68	24.814	58.237	12	1 LAP	58.422	11	11.562	57.299	59	1 LAP	1:00.056	11	12.930	57.805
50	32.935	58.592	96	24.929	58.355	12	1 LAP	58.518	11	11.770	57.110	59	1 LAP	1:00.525
48	38.384	59.005	68	25.400	58.201	96	26.018	58.216	12	1 LAP	58.082	12	1 LAP	58.578
30	54.159	59.274	50	33.720	58.400	68	26.518	58.245	96	27.770	58.654	96	28.885	57.760
77	56.467	1:00.789	48	39.125	58.356	50	34.617	58.024	68	28.099	58.483	68	29.697	58.243
			30	55.420	58.876	48	40.845	58.847	50	35.958	58.243	50	37.318	58.005
									48	42.820	58.877	48	44.367	58.192

Dunlop Radical Enduro Championship

LAP CHART

(contd.)

Lap 21			Lap 22			Lap 23			Lap 24			Lap 25		
No	Behind	Laptime	No	Behind	Laptime	No	Behind	Laptime	No	Behind	Laptime	No	Behind	Laptime
20		56.346	20		58.629P	11		57.080	11		56.838	11		57.048
51	2.187	59.814P	30	1 LAP	57.828	77	1 LAP	1:02.201P	68	1 LAP	1:32.819	68	1 LAP	55.940
30	1 LAP	58.296	98	1 LAP	57.429	59	1 LAP	1:01.070	50	1 LAP	57.730	77	2 LAPS	1:54.845
98	1 LAP	57.424	11	10.083	56.765	50	1 LAP	1:35.929	59	1 LAP	1:01.854	50	1 LAP	57.305
11	11.947	56.644	77	1 LAP	59.884	51	16.186	57.461	51	16.455	57.107	51	16.681	57.274
77	1 LAP	1:00.322	59	1 LAP	59.522	96	23.416	1:01.499P	12	1 LAP	58.811	59	1 LAP	1:01.710
59	1 LAP	59.450	51	25.888	1:22.330	12	1 LAP	58.670	20	27.104	57.432	12	1 LAP	59.059
96	29.853	58.595	96	29.080	57.856	20	26.510	1:33.673	48	36.833	58.104	20	28.061	58.005
68	30.509	58.439	12	1 LAP	58.774	48	35.567	58.025	96	52.035	1:25.457	48	39.517	59.732
12	1 LAP	1:08.235	68	34.809	1:02.929P	30	52.204	57.924	30	53.285	57.919	96	52.697	57.710
50	41.872	1:02.181P	48	44.705	58.460	98	55.628	58.066	98	56.203	57.413	30	54.577	58.340
48	44.874	58.134	30	1:01.443	57.945							98	56.750	57.595
			98	1:04.725	57.004									

Dunlop Radical Enduro Championship

LAP CHART

(contd.)

Lap 26			Lap 27			Lap 28			Lap 29			Lap 30		
No	Behind	Laptime	No	Behind	Laptime	No	Behind	Laptime	No	Behind	Laptime	No	Behind	Laptime
11		57.185	11		57.726	11		1:01.652P	51		58.020	51		57.337
68	1 LAP	56.256	68	1 LAP	56.355	77	2 LAPS	58.480	77	2 LAPS	1:00.631	77	2 LAPS	58.455
77	2 LAPS	58.335	77	2 LAPS	57.873	50	1 LAP	57.618	20	11.938	57.147	20	11.348	56.747
50	1 LAP	57.327	50	1 LAP	57.456	51	10.521	57.002	12	1 LAP	58.801	12	1 LAP	58.641
51	16.140	56.644	51	15.171	56.757	20	23.332	57.112	11	23.366	1:31.907	11	22.806	56.777
20	28.497	57.621	20	27.872	57.101	12	1 LAP	58.434	48	31.314	1:01.180P	96	35.871	57.134
59	1 LAP	1:06.385P	12	1 LAP	58.525	48	38.675	58.834	59	2 LAPS	1:02.391	59	2 LAPS	1:01.513
12	1 LAP	59.409	48	41.493	58.470	59	2 LAPS	2:08.786	96	36.074	57.017	68	38.719	55.631
48	40.749	58.417	96	52.426	57.297	96	47.598	56.824	68	40.425	56.127	98	42.277	57.497
96	52.855	57.343	98	57.310	57.783	68	52.839	56.646	98	42.117	57.152	30	1 LAP	1:58.103
30	55.771	58.379	30	57.561	59.516	98	53.506	57.848	50	56.694	57.164			
98	57.253	57.688	68	57.845	57.626	30	58.531	1:02.622P						
						50	1:08.071	59.075						

Dunlop Radical Enduro Championship

LAP CHART

(contd.)

Lap 31			Lap 32			Lap 33			Lap 34			Lap 35		
No	Behind	Laptime	No	Behind	Laptime	No	Behind	Laptime	No	Behind	Laptime	No	Behind	Laptime
51		56.936	51		56.607	51		57.529	51		57.436	51		57.030
50	1 LAP	58.428	50	1 LAP	57.037	50	1 LAP	57.000	50	1 LAP	58.255	50	1 LAP	58.224
77	2 LAPS	57.928	77	2 LAPS	57.945	77	2 LAPS	57.396	30	2 LAPS	1:00.175	77	2 LAPS	58.740
20	11.716	57.304	20	11.994	56.885	20	11.348	56.883	77	2 LAPS	57.467	30	2 LAPS	1:00.889
48	1 LAP	1:39.864	48	1 LAP	58.021	48	1 LAP	58.096	20	11.404	57.492	20	11.408	57.034
12	1 LAP	58.514	11	22.697	57.181	11	22.000	56.832	48	1 LAP	58.965	48	1 LAP	58.820
11	22.123	56.253	12	1 LAP	59.961	12	1 LAP	58.549	11	22.557	57.993	11	22.601	57.074
96	36.038	57.103	96	36.180	56.749	96	35.226	56.575	12	1 LAP	58.490	12	1 LAP	58.443
68	37.847	56.064	68	37.063	55.823	68	35.661	56.127	96	35.192	57.402	96	35.175	57.013
98	43.547	58.206	98	45.535	58.595	98	46.379	58.373	68	35.457	57.232	68	35.573	57.146
59	2 LAPS	1:03.701	59	2 LAPS	1:01.071	59	2 LAPS	1:00.425	98	46.732	57.789	98	47.882	58.180
30	1 LAP	1:00.115	30	1 LAP	1:00.131				59	2 LAPS	1:00.820			

Dunlop Radical Enduro Championship

LAP CHART

(contd.)

Lap 36			Lap 37			Lap 38			Lap 39			Lap 40		
No	Behind	Laptime	No	Behind	Laptime	No	Behind	Laptime	No	Behind	Laptime	No	Behind	Laptime
51		57.938	51		57.147	51		57.136	51		57.250	51		57.529
50	1 LAP	57.906	50	1 LAP	57.144	50	1 LAP	57.535	50	1 LAP	57.499	50	1 LAP	57.340
59	3 LAPS	1:03.457	77	2 LAPS	58.348	77	2 LAPS	57.489	77	2 LAPS	57.312	77	2 LAPS	57.157
77	2 LAPS	57.599	59	3 LAPS	1:03.179	20	11.648	58.204	20	11.332	56.934	20	11.254	57.451
30	2 LAPS	59.554	30	2 LAPS	59.449	30	2 LAPS	1:01.533	30	2 LAPS	59.576	30	2 LAPS	59.238
20	10.583	57.113	20	10.580	57.144	59	3 LAPS	1:03.665	59	3 LAPS	1:00.937	11	22.378	58.215
11	21.857	57.194	11	21.940	57.230	11	22.011	57.207	11	21.692	56.931	59	3 LAPS	1:02.301
48	1 LAP	59.464	48	1 LAP	59.314	48	1 LAP	58.405	48	1 LAP	58.231	48	1 LAP	58.561
12	1 LAP	57.936	12	1 LAP	58.138	12	1 LAP	58.329	12	1 LAP	57.788	12	1 LAP	59.454
68	34.360	56.725	68	35.207	57.994	68	35.136	57.065	68	34.647	56.761	68	33.985	56.867
96	34.679	57.442	96	35.510	57.978	96	36.694	58.320	96	37.412	57.968	96	39.987	1:00.104
98	48.145	58.201	98	48.815	57.817	98	49.977	58.298	98	50.527	57.800	98	50.654	57.656

Dunlop Radical Enduro Championship

LAP CHART

(contd.)

Lap 41			Lap 42			Lap 43			Lap 44			Lap 45		
No	Behind	Laptime	No	Behind	Laptime	No	Behind	Laptime	No	Behind	Laptime	No	Behind	Laptime
51		57.562	51		58.109									
50	1 LAP	57.489	50	1 LAP	57.704									
77	2 LAPS	57.439	77	2 LAPS	57.986									
20	11.504	57.812	20	11.542	58.147									
30	2 LAPS	59.688	11	22.289	58.195									
11	22.203	57.387	30	2 LAPS	1:00.307									
48	1 LAP	59.086	48	1 LAP	58.580									
59	3 LAPS	1:05.424	12	1 LAP	58.119									
12	1 LAP	58.254	68	33.298	58.001									
68	33.406	56.983	59	3 LAPS	1:03.207									
96	43.606	1:01.181	96	46.631	1:01.134									
98	50.780	57.688	98	49.973	57.302									

Fiat Racing Challenge

LAP ANALYSIS

1	Mark RIMAN	Fiat Uno			
1 -	7:12.758	6 -	1:14.868	11 -	1:15.609
2 -	1:23.084	7 -	1:13.685	12 -	1:14.343
3 -	1:15.716	8 -	1:15.035	13 -	1:14.475
4 -	1:15.935	9 -	1:14.668		
5 -	1:15.077	10 -	1:14.580		
2	Jason GREATREX	Fiat Uno			
1 -	6:50.813	6 -	1:12.977	11 -	1:12.774
2 -	1:15.484	7 -	1:12.658	12 -	1:17.785
3 -	1:13.389	8 -	1:13.086	13 -	1:12.930
4 -	1:13.134	9 -	1:39.509		
5 -	1:12.808	10 -	1:26.947		
3	Martin RIMAN	Fiat Uno			
1 -	7:00.408	6 -	1:13.819	11 -	1:12.852
2 -	1:20.079	7 -	1:13.416	12 -	1:13.078
3 -	1:16.761	8 -	1:13.128	13 -	1:19.106
4 -	1:15.122	9 -	1:12.782		
5 -	1:13.732	10 -	1:13.310		
5	Kris GREATREX	Fiat Uno			
1 -	6:51.662	6 -	1:13.474	11 -	1:18.249
2 -	1:15.530	7 -	1:13.595	12 -	1:14.378
3 -	1:13.410	8 -	1:14.743	13 -	1:20.875
4 -	1:13.261	9 -	1:22.839P		
5 -	1:13.259	10 -	1:53.864		
7	Paul GARNER	Fiat Uno			
1 -	7:13.583	6 -	1:17.444	11 -	1:16.932
2 -	1:25.682	7 -	1:16.935	12 -	1:18.574
3 -	1:18.646	8 -	1:17.204		
4 -	1:17.575	9 -	1:16.336		
5 -	1:16.733	10 -	1:16.257		
8	Lee MELLING	Fiat Punto			
1 -	7:11.199	6 -	1:33.950		
2 -	1:38.029	7 -	1:36.677		
3 -	1:36.750	8 -	1:35.580		
4 -	1:36.435	9 -	1:34.279		
5 -	1:35.047	10 -	1:33.697		
19	Robin JONES	Fiat Uno			
1 -	6:50.654	6 -	1:15.584	11 -	1:18.757
2 -	1:19.466	7 -	1:22.789	12 -	1:16.583
3 -	1:16.422	8 -	1:19.599	13 -	1:17.202
4 -	1:16.025	9 -	1:16.628		
5 -	1:17.040	10 -	1:17.797		

Fiat Racing Challenge LAP ANALYSIS

(contd.)

53	Mark SNELLING	Fiat Uno			
1 -	7:01.388	6 -	1:16.303	11 -	1:17.913
2 -	1:22.263	7 -	1:15.674	12 -	1:16.126
3 -	1:18.342	8 -	1:15.373	13 -	1:15.638
4 -	1:17.190	9 -	1:15.134		
5 -	1:17.129	10 -	1:15.280		
58	Dale WHITEMAN	Fiat Uno			
1 -	6:55.446	6 -	1:18.570	11 -	1:17.536
2 -	1:21.828	7 -	1:17.842	12 -	1:18.137
3 -	1:18.719	8 -	1:18.238		
4 -	1:19.033	9 -	1:17.941		
5 -	2:09.119	10 -	1:16.659		
69	Mark BRADEN	Fiat Uno			
1 -	6:53.521	6 -	1:15.839	11 -	1:17.635
2 -	1:23.597	7 -	1:15.491	12 -	1:15.027
3 -	1:22.011	8 -	1:15.454	13 -	1:17.133
4 -	1:19.192	9 -	1:15.225		
5 -	1:17.161	10 -	1:15.052		
79	Helen WOOLGROVE	Fiat Uno			
1 -	7:06.680	6 -	1:18.286	11 -	1:17.959
2 -	1:36.088	7 -	1:19.409	12 -	1:17.558
3 -	1:24.064	8 -	1:23.571		
4 -	1:21.472	9 -	1:18.268		
5 -	1:19.589	10 -	1:17.804		
84	Simon MCFIE	Fiat Uno			
1 -	7:04.205	6 -	1:20.086	11 -	1:18.260
2 -	1:23.628	7 -	1:20.065	12 -	1:19.079
3 -	1:22.025	8 -	1:20.917		
4 -	1:21.928	9 -	1:19.632		
5 -	1:20.310	10 -	1:19.113		
88	Michael RALPH	Fiat 127GT			
1 -	7:08.745	6 -	1:17.787	11 -	1:17.114
2 -	1:27.849	7 -	1:16.622	12 -	1:16.754
3 -	1:23.335	8 -	1:17.184		
4 -	1:21.089	9 -	1:18.216		
5 -	1:18.047	10 -	1:18.308		
89	Steve TOWNSEND	Fiat Uno			
1 -	7:08.310	6 -	1:19.758	11 -	1:32.712P
2 -	1:31.823	7 -	1:19.786		
3 -	1:20.367	8 -	1:22.033		
4 -	1:21.266	9 -	1:19.773		
5 -	1:18.829	10 -	1:19.110		

Fiat Racing Challenge

LAP CHART

Lap 1			Lap 2			Lap 3			Lap 4			Lap 5		
No	Behind	Laptime	No	Behind	Laptime	No	Behind	Laptime	No	Behind	Laptime	No	Behind	Laptime
2		1:20.265	2		1:12.907	2		1:14.298	2		1:13.214	2		1:12.725
5	0.290	1:20.555	5	0.585	1:13.202	5	0.755	1:14.468	3	1.374	1:13.209	3	1.531	1:12.882
1	0.856	1:21.121	1	0.912	1:12.963	3	1.379	1:13.249	5	1.957	1:14.416	5	3.477	1:14.245
3	1.891	1:22.156	3	2.428	1:13.444	1	1.692	1:15.078	1	2.384	1:13.906	1	4.275	1:14.616
69	3.529	1:23.794	99	4.408	1:13.376	99	3.118	1:13.008	99	2.844	1:12.940	99	4.635	1:14.516
99	3.939	1:24.204	53	8.165	1:16.557	53	9.876	1:16.009	53	13.199	1:16.537	53	16.739	1:16.265
53	4.515	1:24.780	88	9.447	1:16.857	88	12.315	1:17.166	88	15.342	1:16.241	88	18.758	1:16.141
88	5.497	1:25.762	19	9.924	1:16.874	19	12.816	1:17.190	19	15.843	1:16.241	19	19.285	1:16.167
19	5.957	1:26.222	90	12.586	1:17.481	90	15.614	1:17.326	84	19.458	1:16.818	84	24.311	1:17.578
90	8.012	1:28.277	84	13.302	1:17.558	84	15.854	1:16.850	90	22.204	1:19.804	90	27.278	1:17.799
84	8.651	1:28.916	69	15.023	1:24.401P	58	23.271	1:19.154	58	27.789	1:17.732	58	32.446	1:17.382
89	11.116	1:31.381	89	18.007	1:19.798	89	24.162	1:20.453	89	28.870	1:17.922	89	34.109	1:17.964
58	11.683	1:31.948	58	18.415	1:19.639	79	24.716	1:19.194	79	29.596	1:18.094	79	34.506	1:17.635
79	13.030	1:33.295	7	18.655	1:17.436									
7	14.126	1:34.391	79	19.820	1:19.697									
8	28.963	1:49.228	8	59.979	1:43.923P									

Fiat Racing Challenge


LAP CHART

(contd.)

Lap 6			Lap 7			Lap 8			Lap 9			Lap 10		
No	Behind	Laptime	No	Behind	Laptime	No	Behind	Laptime	No	Behind	Laptime	No	Behind	Laptime
2		1:12.622	2		1:12.926	2		1:13.311	3		1:14.514	3		1:13.995
3	1.917	1:13.008	3	1.902	1:12.911	3	1.791	1:13.200	5	3.808	1:14.117	5	3.853	1:14.040
5	4.607	1:13.752	5	5.233	1:13.552	5	5.996	1:14.074	1	4.373	1:13.902	1	4.316	1:13.938
1	4.848	1:13.195	1	5.724	1:13.802	1	6.776	1:14.363	99	4.713	1:13.610	99	4.739	1:14.021
99	5.433	1:13.420	99	6.132	1:13.625	99	7.408	1:14.587	53	23.973	1:15.910	53	25.329	1:15.351
53	19.672	1:15.555	53	21.972	1:15.226	53	24.368	1:15.707	19	26.966	1:16.077	19	29.100	1:16.129
88	22.005	1:15.869	19	24.857	1:15.540	19	27.194	1:15.648	88	27.400	1:15.538	88	29.478	1:16.073
19	22.243	1:15.580	88	25.362	1:16.283	88	28.167	1:16.116	84	41.128	1:17.789	84	44.929	1:17.796
84	29.795	1:18.106	84	34.726	1:17.857	84	39.644	1:18.229	90	43.302	1:17.814	90	46.938	1:17.631
90	32.233	1:17.577	90	37.217	1:17.910	90	41.793	1:17.887	58	46.567	1:17.400	58	49.156	1:16.584
58	37.519	1:17.695	58	42.052	1:17.459	58	45.472	1:16.731	89	1:04.953	1:21.384	89	1:10.488	1:19.530
89	43.882	1:22.395	89	52.502	1:21.546	89	59.874	1:20.683						
79	1:09.267	1:47.383P												

Fiat Racing Challenge

GRID Race 14

ROW 8	7	GARNER	8	MELLING
ROW 7	79	WOOLGROVE	69	BRADEN
ROW 6	89	TOWNSEND	2	GREATREX
ROW 5	90	ACKERLEY	58	WHITEMAN
ROW 4	88	RALPH	84	MCFIE
ROW 3	53	SNELLING	19	JONES
ROW 2	1	RIMAN	5	GREATREX
ROW 1	3	RIMAN	99	TWIST
POLE				
				

weather/track Sunny/Dry

These results are provisional until the conclusion of any judicial and technical matters.

Pembrey

Circuit Length = 1.4560 miles.

Start: 16:18 End: 16:34

Clerk of Course:

Stewards:

Timekeeper:

Fiat Racing Challenge

RACE RESULT Race 14

POS	NO	CL	NAME	NAT	ENTRY	TIME	LAPS	GAP	MPH	BEST
1	2		Jason GREATREX		Fiat Uno	16:03.284	13		70.73	1:12.718
2	3		Martin RIMAN		Fiat Uno	16:03.631	13	0.347	70.71	1:12.997
3	99		Steve TWIST		Fiat Uno	16:13.798	13	10.514	69.97	1:13.599
4	69		Mark BRADEN		Fiat Uno	16:19.182	13	15.898	69.59	1:14.051
5	88		Michael RALPH		Fiat 127GT	16:22.972	13	19.688	69.32	1:14.498
6	53		Mark SNELLING		Fiat Uno	16:24.327	13	21.043	69.22	1:14.346
7	19		Robin JONES		Fiat Uno	16:28.384	13	25.100	68.94	1:14.318
8	1		Mark RIMAN		Fiat Uno	16:30.513	13	27.229	68.79	1:13.298
9	84		Simon MCFIE		Fiat Uno	16:49.701	13	46.417	67.48	1:15.430
10	58		Dale WHITEMAN		Fiat Uno	16:50.127	13	46.843	67.45	1:15.596
11	90		Simon ACKERLEY		Fiat Uno	17:02.971	13	59.687	66.61	1:16.694
12	79		Helen WOOLGROVE		Fiat Uno	17:04.627	13	1:01.343	66.50	1:16.708
13	89		Steve TOWNSEND		Fiat Uno	16:13.583	12	1 LAP	64.60	1:18.575
NOT CLASSIFIED										
	5		Kris GREATREX		Fiat Uno	12:24.086	10	D.N.F.	70.44	1:12.715
	8		Lee MELLING		Fiat Punto	2:03.989	1	D.N.F.	42.27	
FASTEST LAP										
	5		Kris GREATREX		Fiat Uno	1:12.715	4	72.08mph	116.00kph	

Weather/Track Sunny/Dry

These results are provisional until the conclusion of any judicial and technical matters.

Pembrey

Circuit Length = 1.4560 miles.

Start: 12:43 End: 12:59

Clerk of Course:	Stewards:	Timekeeper:
------------------	-----------	-------------

Fiat Racing Challenge

LAP CHART

Lap 1			Lap 2			Lap 3			Lap 4			Lap 5		
No	Behind	Laptime	No	Behind	Laptime	No	Behind	Laptime	No	Behind	Laptime	No	Behind	Laptime
99		1:20.921	99		1:14.976	3		1:14.676	3		1:13.095	3		1:13.091
3	0.583	1:21.504	3	0.466	1:14.859	2	0.641	1:15.167	2	0.264	1:12.718	2	0.378	1:13.205
53	2.549	1:23.470	2	0.616	1:12.973	99	1.040	1:16.182	5	1.180	1:12.715	5	1.239	1:13.150
2	2.619	1:23.540	5	2.742	1:14.722	5	1.560	1:13.960	99	1.972	1:14.027	99	2.538	1:13.657
5	2.996	1:23.917	53	3.203	1:15.630	88	2.927	1:14.743	88	4.330	1:14.498	88	6.103	1:14.864
88	3.717	1:24.638	88	3.326	1:14.585	53	3.651	1:15.590	53	5.069	1:14.513	69	6.850	1:14.167
69	4.884	1:25.805	69	4.376	1:14.468	69	3.954	1:14.720	69	5.774	1:14.915	53	6.920	1:14.942
19	5.488	1:26.409	19	5.328	1:14.816	19	5.474	1:15.288	19	7.255	1:14.876	19	8.793	1:14.629
84	5.852	1:26.773	84	7.655	1:16.779	84	9.973	1:17.460	84	14.667	1:17.789	1	17.892	1:14.553
90	8.752	1:29.673	90	10.658	1:16.882	90	12.536	1:17.020	58	16.130	1:16.413	84	20.255	1:18.679
58	9.925	1:30.846	58	11.556	1:16.607	58	12.812	1:16.398	1	16.430	1:13.298	58	20.375	1:17.336
89	10.559	1:31.480	79	14.508	1:18.554	1	16.227	1:14.515	90	17.645	1:18.204	90	22.102	1:17.548
79	10.930	1:31.851	89	15.147	1:19.564	79	18.596	1:19.230	79	22.740	1:17.239	79	26.557	1:16.908
1	17.929	1:38.850	1	16.854	1:13.901	89	21.260	1:21.255	89	26.740	1:18.575	89	32.776	1:19.127
8	43.068	2:03.989P												

Alfa Romeo Championship

QUALIFYING

POS	NO	CL	NAME	NAT	ENTRY	TIME	LAPS	GAP	MPH
1	16	06	Andy MILLAR		Alfa Romeo 33 1.7	1:11.189	13		73.62
2	90	06	James BURLAND		Alfa Romeo 33	1:11.301	13	0.112	73.51
3	1	05	Graham HEELS		Alfa Romeo 146 2.0 Ti	1:11.924	13	0.735	72.87
4	33	06	Alastair ILES		Alfa Romeo 33 1.7	1:12.087	13	0.898	72.71
5	42	05	Jeff KITE		Alfa Romeo 75	1:12.266	7	1.077	72.53
6	8	06	Gethin LLEWELLYN		Alfa Romeo	1:12.538	13	1.349	72.26
7	62	06	Chris HEALEY		Alfa Romeo 33 1.7 16V	1:12.565	13	1.376	72.23
8	98	06	Emma KARWACKI		Alfa Romeo 33 16V Cloverleaf	1:12.904	12	1.715	71.89
9	66	05	Chris FINCH		Alfa Romeo 156 2.0 TS	1:13.139	13	1.950	71.66
10	49	06	Peter WOODARD		Alfa Romeo 33 1.7	1:13.218	11	2.029	71.58
11	24	06	Phil ASTELL		Alfa Romeo 33 1.7 16V	1:13.238	13	2.049	71.56
12	80	05	Andy WOODALL		Alfa Romeo 146 2.0 Ti	1:13.792	13	2.603	71.03
13	38	06	Martin JONES		Alfa Romeo Alfasud Ti	1:13.844	13	2.655	70.98
14	17	06	Steven PAHLKE		Alfa Romeo 33	1:14.029	13	2.840	70.80
15	46	05	John DAY		Alfa Romeo 146 2.0 Ti	1:14.739	13	3.550	70.13
16	48	06	Rebecca DRAPER		Alfa romeo Sprint	1:16.344	12	5.155	68.65
17	44	06	Sarah HEELS		Alfa Romeo 33	1:17.469	12	6.280	67.66

Car 61 Race 2 & Car 78 Race 5 Qualified out of session

Weather/Track Sunny/Dry

These results are provisional until the conclusion of any judicial and technical matters.

Pembrey

Circuit Length = 1.4560 miles.

Start: 11:40 End: 11:55


Clerk of Course:	Stewards:	Timekeeper:
------------------	-----------	-------------

Alfa Romeo Championship

LAP ANALYSIS

1	Graham HEELS	Alfa Romeo 146 2.0 Ti			
1 -	5:45.290	6 -	1:11.924	11 -	1:11.955
2 -	1:23.651	7 -	1:11.975	12 -	1:12.060
3 -	1:14.349	8 -	1:15.781	13 -	1:12.135
4 -	1:12.481	9 -	1:12.866		
5 -	1:12.309	10 -	1:13.114		
8	Gethin LLEWELLYN	Alfa Romeo			
1 -	5:52.999	6 -	1:13.640	11 -	1:12.666
2 -	1:24.206	7 -	1:14.006	12 -	1:12.934
3 -	1:18.925	8 -	1:12.538	13 -	1:13.720
4 -	1:18.830	9 -	1:17.653		
5 -	1:16.210	10 -	1:23.945		
16	Andy MILLAR	Alfa Romeo 33 1.7			
1 -	5:44.711	6 -	1:11.704	11 -	1:17.264
2 -	1:21.722	7 -	1:15.646	12 -	1:11.457
3 -	1:12.030	8 -	1:11.349	13 -	1:11.189
4 -	1:12.063	9 -	1:11.712		
5 -	1:11.424	10 -	1:23.080		
17	Steven PAHLKE	Alfa Romeo 33			
1 -	6:06.073	6 -	1:15.180	11 -	1:17.789
2 -	1:28.745	7 -	1:14.707	12 -	1:15.098
3 -	1:17.077	8 -	1:15.280	13 -	1:15.467
4 -	1:20.660	9 -	1:15.112		
5 -	1:14.029	10 -	1:15.235		
24	Phil ASTELL	Alfa Romeo 33 1.7 16V			
1 -	5:47.954	6 -	1:13.556	11 -	1:14.407
2 -	1:21.902	7 -	1:14.706	12 -	1:15.556
3 -	1:14.934	8 -	1:13.570	13 -	1:14.277
4 -	1:13.238	9 -	1:14.422		
5 -	1:13.852	10 -	1:14.473		
33	Alastair ILES	Alfa Romeo 33 1.7			
1 -	5:47.077	6 -	1:12.252	11 -	1:13.290
2 -	1:20.956	7 -	1:12.087	12 -	1:12.454
3 -	1:14.250	8 -	1:12.535	13 -	1:12.398
4 -	1:12.542	9 -	1:12.384		
5 -	1:12.408	10 -	1:12.373		
38	Martin JONES	Alfa Romeo Alfasud Ti			
1 -	5:56.776	6 -	1:17.735	11 -	1:13.844
2 -	1:24.106	7 -	1:14.756	12 -	1:14.028
3 -	1:19.630	8 -	1:14.294	13 -	1:13.973
4 -	1:15.795	9 -	1:14.901		
5 -	1:16.567	10 -	1:15.326		

Alfa Romeo Championship GRID

ROW 9	44 HEELS	0 DRAPER
ROW 8	46 DAY	17 PAHLKE
ROW 7	38 JONES	80 WOODALL
ROW 6	24 ASTELL	49 WILLIAMS
ROW 5	66 FINCH	98 KARWACKI
ROW 4	62 HEALEY	8 LLEWELLYN
ROW 3	42 KITE	33 ILES
ROW 2	1 HEELS	90 BURLAND
ROW 1	16 MILLAR	
POLE		
		

Pembrey
Circuit Length = 1.4560 miles.

These results are provisional until the conclusion of any judicial and technical matters

Clerk of Course:	Stewards:	Timekeeper:
------------------	-----------	-------------

Alfa Romeo Championship LAP ANALYSIS

(contd.)

42	Jeff KITE	Alfa Romeo 75			
1 -	5:49.664	6 -	1:12.266		
2 -	1:19.746	7 -	1:24.536P		
3 -	1:14.410				
4 -	1:12.312				
5 -	1:12.364				
44	Sarah HEELS	Alfa Romeo 33			
1 -	5:59.470	6 -	1:17.866	11 -	1:24.676
2 -	1:27.256	7 -	1:17.960	12 -	1:17.469
3 -	1:24.344	8 -	1:17.972		
4 -	1:23.105	9 -	1:17.519		
5 -	1:18.687	10 -	1:18.154		
46	John DAY	Alfa Romeo 146 2.0 Ti			
1 -	5:49.603	6 -	1:17.533	11 -	1:14.739
2 -	1:21.533	7 -	1:17.313	12 -	1:15.915
3 -	1:16.696	8 -	1:16.091	13 -	1:15.099
4 -	1:15.138	9 -	1:16.098		
5 -	1:16.223	10 -	1:15.225		
48	Rebecca DRAPER	Alfa romeo Sprint			
1 -	6:04.245	6 -	1:20.289	11 -	1:17.742
2 -	1:30.167	7 -	1:16.344	12 -	1:17.754
3 -	1:21.018	8 -	1:16.705		
4 -	1:20.736	9 -	1:28.679		
5 -	1:17.921	10 -	1:18.724		
49	Peter WOODARD	Alfa Romeo 33 1.7			
1 -	6:08.209	6 -	2:52.293	11 -	1:13.862
2 -	1:31.139	7 -	1:14.116		
3 -	1:16.366	8 -	1:13.391		
4 -	2:02.038	9 -	1:14.878		
5 -	1:26.344P	10 -	1:13.218		
62	Chris HEALEY	Alfa Romeo 33 1.7 16V			
1 -	6:02.422	6 -	1:14.233	11 -	1:13.989
2 -	1:25.308	7 -	1:15.431	12 -	1:12.565
3 -	1:22.467	8 -	1:14.454	13 -	1:13.012
4 -	1:16.884	9 -	1:15.766		
5 -	1:15.543	10 -	1:14.800		
66	Chris FINCH	Alfa Romeo 156 2.0 TS			
1 -	5:51.792	6 -	1:13.371	11 -	1:14.077
2 -	1:24.947	7 -	1:14.439	12 -	1:14.311
3 -	1:23.062	8 -	1:13.139	13 -	1:13.199
4 -	1:13.708	9 -	1:22.608		
5 -	1:16.592	10 -	1:13.714		

Alfa Romeo Championship LAP ANALYSIS

(contd.)

78	TBD	
	1 - 6:11.582	
80	Andy WOODALL	Alfa Romeo 146 2.0 Ti
	1 - 6:04.858 6 - 1:14.967 11 - 1:15.952 2 - 1:27.673 7 - 1:14.216 12 - 1:14.863 3 - 1:18.839 8 - 1:13.792 13 - 1:14.431 4 - 1:16.686 9 - 1:14.647 5 - 1:16.505 10 - 1:14.431	
90	James BURLAND	Alfa Romeo 33
	1 - 5:46.022 6 - 1:12.331 11 - 1:13.877 2 - 1:21.522 7 - 1:12.237 12 - 1:14.942 3 - 1:14.147 8 - 1:11.881 13 - 1:11.301 4 - 1:12.334 9 - 1:11.889 5 - 1:11.774 10 - 1:13.807	
98	Emma KARWACKI	Alfa Romeo 33 16V Cloverleaf
	1 - 6:00.689 6 - 1:15.494 11 - 1:14.319 2 - 1:26.251 7 - 1:13.723 12 - 1:13.272 3 - 1:15.790 8 - 1:12.904 4 - 1:15.403 9 - 1:13.658 5 - 1:15.388 10 - 1:13.194	

Alfa Romeo Championship

RACE RESULT

POS	NO	CL	NAME	NAT	ENTRY	TIME	LAPS	GAP	MPH	BEST
1	16	F	Andy MILLAR		Alfa Romeo 33 1.7	15:57.117	13		71.19	1:11.978
2	8	F	Gethin LLEWELLYN		Alfa Romeo	16:00.912	13	3.795	70.91	1:12.515
3	42	E	Jeff KITE		Alfa Romeo 75	16:03.403	13	6.286	70.72	1:12.337
4	66	E	Chris FINCH		Alfa Romeo 156 2.0 TS	16:04.209	13	7.092	70.67	1:11.834
5	90	F	James BURLAND		Alfa Romeo 33	16:11.944	13	14.827	70.10	1:12.008
6	24	F	Phil ASTELL		Alfa Romeo 33 1.7 16V	16:20.936	13	23.819	69.46	1:13.282
7	98	F	Emma KARWACKI		Alfa Romeo 33 16V Cloverleaf	16:41.212	13	44.095	68.05	1:14.703
8	80	E	Andy WOODALL		Alfa Romeo 146 2.0 Ti	16:42.151	13	45.034	67.99	1:15.043
9	49	F	Peter WOODARD		Alfa Romeo 33 1.7	16:46.090	13	48.973	67.72	1:14.263
10	38	F	Martin JONES		Alfa Romeo Alfasud Ti	16:50.203	13	53.086	67.45	1:14.401
11	62	F	Mel HEALEY		Alfa Romeo 33 1.7	16:53.778	13	56.661	67.21	1:14.932
12	46	E	John DAY		Alfa Romeo 146 2.0 Ti	16:54.322	13	57.205	67.17	1:14.353
13	33	F	Alastair ILES		Alfa Romeo 33 1.7	17:58.338	13	2:01.221	63.19	1:12.193
14	48	F	Rebecca DRAPER		Alfa Romeo Sprint	16:39.637	12	1 LAP	62.92	1:19.320
15	44	F	Sarah HEELS		Alfa Romeo 33	16:40.233	12	1 LAP	62.88	1:19.636

NOT CLASSIFIED

1	E	Graham HEELS	Alfa Romeo 146 2.0 Ti	0	D.N.F.	N/A
17	F	Steven PAHLKE	Alfa Romeo 33	0	D.N.F.	N/A

FASTEST LAP

66	E	Chris FINCH	Alfa Romeo 156 2.0 TS	1:11.834	11	72.96mph	117.43kph
16	F	Andy MILLAR	Alfa Romeo 33 1.7	1:11.978	4	72.82mph	117.19kph

Weather/track Sunny/Dry

These results are provisional until the conclusion of any judicial and technical matters.

Pembrey

Circuit Length = 1.4560 miles.

Start: 17:37 End: 17:52

Clerk of Course:	Stewards:	Timekeeper:
------------------	-----------	-------------

Alfa Romeo Championship

LAP CHART

Lap 1			Lap 2			Lap 3			Lap 4			Lap 5		
No	Behind	Laptime	No	Behind	Laptime	No	Behind	Laptime	No	Behind	Laptime	No	Behind	Laptime
16		1:19.762	16		1:13.558	16		1:12.315	16		1:11.978	16		1:12.321
90	0.777	1:20.539	42	1.078	1:13.468	42	1.100	1:12.337	42	1.781	1:12.659	42	3.197	1:13.737
42	1.168	1:20.930	8	1.611	1:13.541	8	2.438	1:13.142	8	3.896	1:13.436	8	6.289	1:14.714
8	1.628	1:21.390	90	1.871	1:14.652	33	3.209	1:12.739	66	11.227	1:14.402	66	11.663	1:12.757
33	1.980	1:21.742	66	2.665	1:13.779	66	8.803	1:18.453	98	13.898	1:15.677	49	18.408	1:16.011
66	2.444	1:22.206	33	2.785	1:14.363	98	10.199	1:15.730	24	14.187	1:15.403	24	19.551	1:17.685
62	4.984	1:24.746	98	6.784	1:14.703	24	10.762	1:15.811	49	14.718	1:14.351	90	19.874	1:14.937
98	5.639	1:25.401	24	7.266	1:14.844	90	11.381	1:21.825	80	16.892	1:15.065	98	21.331	1:19.754
24	5.980	1:25.742	62	8.627	1:17.201	49	12.345	1:15.623	90	17.258	1:17.855	80	21.517	1:16.946
49	6.602	1:26.364	49	9.037	1:15.993	80	13.805	1:16.134	38	27.520	1:17.952	38	32.118	1:16.919
80	7.562	1:27.324	80	9.986	1:15.982	38	21.546	1:17.676	62	31.473	1:20.289	62	37.614	1:18.462
38	11.000	1:30.762	38	16.185	1:18.743	62	23.162	1:26.850	46	35.333	1:21.120	46	40.904	1:17.892
46	14.083	1:33.845	46	19.059	1:18.534	46	26.191	1:19.447	33	38.988	1:47.757	33	45.011	1:18.344
48	15.151	1:34.913	48	23.660	1:22.067	48	36.144	1:24.799	48	47.700	1:23.534	48	59.816	1:24.437
44	16.694	1:36.456	44	25.828	1:22.692	44	36.902	1:23.389	44	49.893	1:24.969	44	1:00.414	1:22.842

Alfa Romeo Championship LAP CHART

(contd.)

Lap 6			Lap 7			Lap 8			Lap 9			Lap 10		
No	Behind	Laptime	No	Behind	Laptime	No	Behind	Laptime	No	Behind	Laptime	No	Behind	Laptime
16		1:12.935	16		1:13.162	16		1:13.671	16		1:14.000	16		1:14.145
42	4.127	1:13.865	42	4.093	1:13.128	48	1 LAP	1:22.028	8	4.952	1:13.178	8	3.885	1:13.078
8	7.137	1:13.783	8	6.930	1:12.955	42	4.181	1:13.759	42	5.395	1:15.214	42	4.667	1:13.417
66	11.523	1:12.795	66	11.715	1:13.354	44	1 LAP	1:22.455	66	10.270	1:13.575	66	8.738	1:12.613
49	20.290	1:14.817	90	20.443	1:13.215	8	5.774	1:12.515	48	1 LAP	1:23.092	90	17.618	1:13.590
90	20.390	1:13.451	49	22.549	1:15.421	66	10.695	1:12.651	44	1 LAP	1:22.175	48	1 LAP	1:21.746
24	21.568	1:14.952	24	22.706	1:14.300	90	19.764	1:12.992	90	18.173	1:12.409	44	1 LAP	1:21.846
98	24.719	1:16.323	98	28.914	1:17.357	24	22.317	1:13.282	24	21.946	1:13.629	24	21.199	1:13.398
80	25.219	1:16.637	80	29.100	1:17.043	98	32.081	1:16.838	98	34.679	1:16.598	98	36.680	1:16.146
38	36.052	1:16.869	38	38.853	1:15.963	80	32.685	1:17.256	80	35.331	1:16.646	80	37.005	1:15.819
62	41.678	1:16.999	62	45.123	1:16.607	49	39.824	1:30.946	49	43.571	1:17.747	49	44.671	1:15.245
46	44.848	1:16.879	33	47.469	1:14.551	38	40.548	1:15.366	38	43.762	1:17.214	38	45.504	1:15.887
33	46.080	1:14.004	46	48.239	1:16.553	33	47.612	1:13.814	33	45.805	1:12.193	33	45.877	1:14.217
48	1:08.567	1:21.686				62	48.272	1:16.820	62	50.040	1:15.768	62	50.908	1:15.013
44	1:09.561	1:22.082				46	50.820	1:16.252	46	51.901	1:15.081	46	52.109	1:14.353


Alfa Romeo Championship LAP CHART

(contd.)

Lap 11			Lap 12			Lap 13			Lap 14			Lap 15		
No	Behind	Laptime	No	Behind	Laptime	No	Behind	Laptime	No	Behind	Laptime	No	Behind	Laptime
16		1:13.324	16		1:13.504	16		1:12.442						
8	3.232	1:12.671	8	2.309	1:12.581	8	3.795	1:13.928						
42	4.313	1:12.970	42	4.183	1:13.374	42	6.286	1:14.545						
66	7.248	1:11.834	66	6.523	1:12.779	66	7.092	1:13.011						
90	16.544	1:12.250	90	15.048	1:12.008	90	14.827	1:12.221						
24	21.462	1:13.587	24	22.036	1:14.078	24	23.819	1:14.225						
48	1 LAP	1:21.088	48	1 LAP	1:20.927	48	1 LAP	1:19.320						
44	1 LAP	1:20.955	44	1 LAP	1:20.736	44	1 LAP	1:19.636						
98	39.816	1:16.460	98	41.735	1:15.423	98	44.095	1:14.802						
80	40.068	1:16.387	80	42.433	1:15.869	80	45.034	1:15.043						
49	45.610	1:14.263	49	46.680	1:14.574	49	48.973	1:14.735						
33	47.503	1:14.950	33	47.210	1:13.211	38	53.086	1:16.486						
38	48.145	1:15.965	38	49.042	1:14.401	62	56.661	1:14.932						
62	52.589	1:15.005	62	54.171	1:15.086	46	57.205	1:15.037						
46	53.460	1:14.675	46	54.610	1:14.654	33	2:01.221	2:26.453P						

Alfa Romeo Championship

GRID Race 18

ROW 9	17 PAHLKE	1 HEELS
ROW 8	44 HEELS	48 DRAPER
ROW 7	33 ILES	46 DAY
ROW 6	62 HEALEY	38 JONES
ROW 5	49 WOODARD	80 WOODALL
ROW 4	98 KARWACKI	24 ASTELL
ROW 3	90 BURLAND	66 FINCH
ROW 2	42 KITE	8 LLEWELLYN
ROW 1	16 MILLAR	
POLE		
		

Weather/track Sunny/Dry

These results are provisional until the conclusion of any judicial and technical matters.

Pembrey

Circuit Length = 1.4560 miles.

Start: 17:37 End: 17:52

Clerk of Course:	Stewards:	Timekeeper:
------------------	-----------	-------------

Alfa Romeo Championship

RACE RESULT Race 18

POS	NO	CL	NAME	NAT	ENTRY	TIME	LAPS	GAP	MPH	BEST
1	16	F	Andy MILLAR		Alfa Romeo 33 1.7	15:45.710	13		72.05	1:11.656
2	8	F	Gethin LLEWELLYN		Alfa Romeo	15:52.924	13	7.214	71.50	1:11.673
3	66	E	Chris FINCH		Alfa Romeo 156 2.0 TS	15:56.726	13	11.016	71.22	1:12.362
4	42	E	Jeff KITE		Alfa Romeo 75	16:03.516	13	17.806	70.72	1:12.180
5	90	F	James BURLAND		Alfa Romeo 33	16:04.710	13	19.000	70.63	1:12.280
6	49	F	Peter WOODARD		Alfa Romeo 33 1.7	16:12.270	13	26.560	70.08	1:12.886
7	33	F	Alastair ILES		Alfa Romeo 33 1.7	16:12.506	13	26.796	70.06	1:12.402
8	24	F	Phil ASTELL		Alfa Romeo 33 1.7 16V	16:13.088	13	27.378	70.02	1:13.295
9	1	E	Graham HEELS		Alfa Romeo 146 2.0 Ti	16:13.632	13	27.922	69.98	1:12.565
10	98	F	Emma KARWACKI		Alfa Romeo 33 16V Cloverleaf	16:17.181	13	31.471	69.73	1:13.524
11	80	E	Andy WOODALL		Alfa Romeo 146 2.0 Ti	16:18.650	13	32.940	69.62	1:13.812
12	38	F	Martin JONES		Alfa Romeo Alfasud Ti	16:18.889	13	33.179	69.61	1:13.765
13	46	E	John DAY		Alfa Romeo 146 2.0 Ti	16:23.331	13	37.621	69.29	1:13.363
14	62	F	Mel HEALEY		Alfa Romeo 33 1.7	16:23.614	13	37.904	69.27	1:13.543
15	17	F	Steven PAHLKE		Alfa Romeo 33	16:25.475	13	39.765	69.14	1:13.579
16	48	F	Rebecca DRAPER		Alfa Romeo Sprint	15:50.871	12	1 LAP	66.14	1:16.861
17	44	F	Sarah HEELS		Alfa Romeo 33	15:56.171	12	1 LAP	65.78	1:17.507

FASTEST LAP

16	F	Andy MILLAR	Alfa Romeo 33 1.7	1:11.656	5	73.14mph	117.72kph
42	E	Jeff KITE	Alfa Romeo 75	1:12.180	5	72.61mph	116.86kph

Weather/Track Sunny/Dry

These results are provisional until the conclusion of any judicial and technical matters.

Pembrey

Circuit Length = 1.4560 miles.

Start: 16:02 End: 16:18

Clerk of Course:	Stewards:	Timekeeper:
------------------	-----------	-------------

Alfa Romeo Championship

LAP CHART

Lap 1			Lap 2			Lap 3			Lap 4			Lap 5		
No	Behind	Laptime	No	Behind	Laptime	No	Behind	Laptime	No	Behind	Laptime	No	Behind	Laptime
16		1:20.583	16		1:11.801	16		1:11.854	16		1:11.715	16		1:11.656
42	0.844	1:21.427	8	2.758	1:13.171	8	2.703	1:11.799	8	2.959	1:11.971	8	2.976	1:11.673
66	1.134	1:21.717	66	3.385	1:14.052	66	3.893	1:12.362	66	5.169	1:12.991	66	6.225	1:12.712
8	1.388	1:21.971	42	5.643	1:16.600	42	6.916	1:13.127	42	7.621	1:12.420	42	8.145	1:12.180
90	2.033	1:22.616	90	5.957	1:15.725	90	7.431	1:13.328	90	8.322	1:12.606	90	8.946	1:12.280
24	3.051	1:23.634	24	6.521	1:15.271	24	8.766	1:14.099	24	10.681	1:13.630	24	12.666	1:13.641
98	4.058	1:24.641	98	7.033	1:14.776	98	9.401	1:14.222	49	11.039	1:12.886	49	13.135	1:13.752
49	4.504	1:25.087	49	7.402	1:14.699	49	9.868	1:14.320	98	12.581	1:14.895	33	14.806	1:12.793
80	5.376	1:25.959	80	8.015	1:14.440	80	11.281	1:15.120	80	13.488	1:13.922	98	15.328	1:14.403
38	6.127	1:26.710	38	9.408	1:15.082	33	11.571	1:13.770	33	13.669	1:13.813	1	16.241	1:12.985
46	6.620	1:27.203	33	9.655	1:14.473	38	12.188	1:14.634	1	14.912	1:13.463	80	16.928	1:15.096
33	6.983	1:27.566	46	10.546	1:15.727	1	13.164	1:13.834	38	15.513	1:15.040	38	17.667	1:13.810
17	8.408	1:28.991	1	11.184	1:14.380	46	14.319	1:15.627	46	17.109	1:14.505	17	21.041	1:14.785
1	8.605	1:29.188	17	12.159	1:15.552	17	14.987	1:14.682	17	17.912	1:14.640	46	21.614	1:16.161
62	9.340	1:29.923	62	13.060	1:15.521	62	15.279	1:14.073	62	18.713	1:15.149	62	21.957	1:14.900
48	12.025	1:32.608	48	19.566	1:19.342	48	26.460	1:18.748	48	32.705	1:17.960	48	37.986	1:16.937
44	13.817	1:34.400	44	21.044	1:19.028	44	27.655	1:18.465	44	34.503	1:18.563	44	41.032	1:18.185

Alfa Romeo Championship LAP CHART

(contd.)

Lap 6			Lap 7			Lap 8			Lap 9			Lap 10		
No	Behind	Laptime	No	Behind	Laptime	No	Behind	Laptime	No	Behind	Laptime	No	Behind	Laptime
16		1:11.988	16		1:12.145	16		1:12.233	16		1:11.828	16		1:12.348
8	3.610	1:12.622	8	3.843	1:12.378	8	4.263	1:12.653	8	6.153	1:13.718	8	7.073	1:13.268
66	7.104	1:12.867	66	7.604	1:12.645	66	8.299	1:12.928	66	9.253	1:12.782	66	9.711	1:12.806
42	8.800	1:12.643	42	9.897	1:13.242	42	11.246	1:13.582	42	13.253	1:13.835	42	14.947	1:14.042
90	9.438	1:12.480	90	10.217	1:12.924	90	11.505	1:13.521	90	13.443	1:13.766	90	15.388	1:14.293
24	13.978	1:13.300	24	15.550	1:13.717	24	16.612	1:13.295	24	18.951	1:14.167	24	20.960	1:14.357
49	14.358	1:13.211	49	15.821	1:13.608	49	17.031	1:13.443	49	19.152	1:13.949	49	21.186	1:14.382
33	15.220	1:12.402	33	16.260	1:13.185	33	17.584	1:13.557	33	19.702	1:13.946	33	21.840	1:14.486
1	17.642	1:13.389	1	18.062	1:12.565	1	18.394	1:12.565	1	20.320	1:13.754	1	22.246	1:14.274
98	18.231	1:14.891	98	20.164	1:14.078	98	21.455	1:13.524	98	23.921	1:14.294	98	26.308	1:14.735
80	18.752	1:13.812	80	21.146	1:14.539	80	22.951	1:14.038	80	26.055	1:14.932	80	27.934	1:14.227
38	19.688	1:14.009	38	22.037	1:14.494	38	23.569	1:13.765	38	26.447	1:14.706	38	28.229	1:14.130
17	23.077	1:14.024	17	25.219	1:14.287	17	27.279	1:14.293	17	29.030	1:13.579	17	30.922	1:14.240
46	24.112	1:14.486	46	26.659	1:14.692	46	28.750	1:14.324	46	30.285	1:13.363	46	31.988	1:14.051
62	24.640	1:14.671	62	27.159	1:14.664	62	29.153	1:14.227	62	30.868	1:13.543	62	32.194	1:13.674
48	44.519	1:18.521	48	49.607	1:17.233	48	55.166	1:17.792	48	1:00.199	1:16.861	48	1:05.742	1:17.891
44	47.751	1:18.707	44	53.898	1:18.292	44	59.461	1:17.796	44	1:05.451	1:17.818	44	1:10.610	1:17.507

Alfa Romeo Championship LAP CHART

(contd.)

Lap 11			Lap 12			Lap 13			Lap 14			Lap 15		
No	Behind	Laptime	No	Behind	Laptime	No	Behind	Laptime	No	Behind	Laptime	No	Behind	Laptime
16		1:12.419	16		1:12.529	16		1:12.611						
8	6.863	1:12.209	44	1 LAP	1:18.881	48	1 LAP	1:19.591						
66	10.056	1:12.764	8	6.822	1:12.488	8	7.214	1:13.003						
42	15.896	1:13.368	66	10.345	1:12.818	44	1 LAP	1:18.529						
90	16.174	1:13.205	42	17.032	1:13.665	66	11.016	1:13.282						
24	22.264	1:13.723	90	17.260	1:13.615	42	17.806	1:13.385						
49	22.514	1:13.747	24	24.607	1:14.872	90	19.000	1:14.351						
33	22.981	1:13.560	49	24.737	1:14.752	49	26.560	1:14.434						
1	23.595	1:13.768	33	24.972	1:14.520	33	26.796	1:14.435						
98	28.180	1:14.291	1	25.563	1:14.497	24	27.378	1:15.382						
80	29.792	1:14.277	98	29.887	1:14.236	1	27.922	1:14.970						
38	30.068	1:14.258	80	31.492	1:14.229	98	31.471	1:14.195						
17	32.364	1:13.861	38	31.749	1:14.210	80	32.940	1:14.059						
46	33.551	1:13.982	17	34.191	1:14.356	38	33.179	1:14.041						
62	34.037	1:14.262	46	34.896	1:13.874	46	37.621	1:15.336						
48	1:10.710	1:17.387	62	35.104	1:13.596	62	37.904	1:15.411						
						17	39.765	1:18.185						

Fiat Racing Challenge

LAP CHART

(contd.)

Lap 6			Lap 7			Lap 8			Lap 9			Lap 10		
No	Behind	Laptime	No	Behind	Laptime	No	Behind	Laptime	No	Behind	Laptime	No	Behind	Laptime
3		1:13.302	3		1:13.045	2		1:12.804	2		1:13.346	2		1:12.851
2	0.228	1:13.152	2	0.444	1:13.261	3	0.414	1:13.662	3	0.411	1:13.343	3	0.557	1:12.997
5	0.983	1:13.046	5	1.030	1:13.092	5	0.830	1:13.048	5	0.878	1:13.394	5	1.069	1:13.042
99	2.835	1:13.599	99	4.441	1:14.651	99	6.135	1:14.942	99	6.816	1:14.027	99	8.112	1:14.147
69	7.851	1:14.303	69	9.100	1:14.294	69	10.227	1:14.375	69	10.932	1:14.051	69	12.140	1:14.059
88	8.226	1:15.425	88	9.868	1:14.687	88	11.756	1:15.136	88	13.250	1:14.840	88	15.126	1:14.727
53	9.801	1:16.183	53	11.102	1:14.346	53	12.904	1:15.050	53	14.170	1:14.612	53	16.166	1:14.847
19	10.417	1:14.926	19	11.690	1:14.318	19	13.164	1:14.722	19	18.265	1:18.447	19	20.018	1:14.604
1	18.430	1:13.840	1	19.666	1:14.281	1	20.220	1:13.802	1	21.216	1:14.342	1	24.494	1:16.129
84	24.134	1:17.181	84	27.474	1:16.385	58	30.731	1:16.236	58	32.981	1:15.596	58	36.219	1:16.089
58	24.457	1:17.384	58	27.743	1:16.331	84	31.198	1:16.972	84	33.282	1:15.430	84	36.642	1:16.211
90	26.021	1:17.221	90	29.670	1:16.694	90	33.742	1:17.320	90	38.790	1:18.394	90	43.817	1:17.878
79	31.448	1:18.193	79	35.879	1:17.476	79	40.057	1:17.426	79	44.187	1:17.476	79	49.507	1:18.171
89	39.125	1:19.651	89	46.445	1:20.365	89	54.692	1:21.495	89	1:01.977	1:20.631	89	1:09.200	1:20.074

Fiat Racing Challenge

LAP CHART

(contd.)

Lap 11			Lap 12			Lap 13			Lap 14			Lap 15		
No	Behind	Laptime	No	Behind	Laptime	No	Behind	Laptime	No	Behind	Laptime	No	Behind	Laptime
2		1:13.050	2		1:13.801	2		1:13.416						
3	0.526	1:13.019	3	0.478	1:13.753	3	0.347	1:13.285						
99	9.924	1:14.862	89	1 LAP	1:21.885	89	1 LAP	1:19.481						
69	14.276	1:15.186	99	10.298	1:14.175	99	10.514	1:13.632						
88	17.182	1:15.106	69	14.771	1:14.296	69	15.898	1:14.543						
53	18.409	1:15.293	88	18.247	1:14.866	88	19.688	1:14.857						
19	21.969	1:15.001	53	19.458	1:14.850	53	21.043	1:15.001						
1	26.092	1:14.648	19	23.075	1:14.907	19	25.100	1:15.441						
84	40.581	1:16.989	1	26.641	1:14.350	1	27.229	1:14.004						
58	40.938	1:17.769	84	42.897	1:16.117	84	46.417	1:16.936						
90	51.318	1:20.551	58	43.026	1:15.889	58	46.843	1:17.233						
79	54.803	1:18.346	90	55.381	1:17.864	90	59.687	1:17.722						
			79	57.710	1:16.708	79	1:01.343	1:17.049						

Fiat Racing Challenge

LAP CHART

(contd.)

Lap 11			Lap 12			Lap 13			Lap 14			Lap 15		
No	Behind	Laptime	No	Behind	Laptime	No	Behind	Laptime	No	Behind	Laptime	No	Behind	Laptime
3		1:13.710	3		1:14.626	3		1:15.160						
5	5.226	1:15.083	89	1 LAP	1:20.177	99	4.697	1:14.696						
99	5.432	1:14.403	99	5.161	1:14.355	1	5.223	1:14.520						
1	5.664	1:15.058	5	5.466	1:14.866	5	5.615	1:15.309						
53	27.591	1:15.972	1	5.863	1:14.825	89	1 LAP	1:23.221						
19	31.267	1:15.877	53	28.292	1:15.327	53	30.336	1:17.204						
88	31.550	1:15.782	88	34.028	1:17.104	19	35.248	1:15.720						
84	48.790	1:17.571	19	34.688	1:18.047	88	35.288	1:16.420						
90	50.974	1:17.746	84	52.947	1:18.783	84	55.389	1:17.602						
58	52.183	1:16.737	90	53.908	1:17.560	90	55.749	1:17.001						
			58	55.268	1:17.711	58	57.017	1:16.909						

Fiat Racing Challenge

RACE RESULT

POS	NO	CL	NAME	NAT	ENTRY	TIME	LAPS	GAP	MPH	BEST
1	3		Martin RIMAN		Fiat Uno	16:06.064	13		70.53	1:12.882
2	99		Steve TWIST		Fiat Uno	16:10.761	13	4.697	70.19	1:12.940
3	1		Mark RIMAN		Fiat Uno	16:11.287	13	5.223	70.15	1:12.963
4	5		Kris GREATREX		Fiat Uno	16:11.679	13	5.615	70.12	1:13.202
5	53		Mark SNELLING		Fiat Uno	16:36.400	13	30.336	68.38	1:15.226
6	19		Robin JONES		Fiat Uno	16:41.312	13	35.248	68.05	1:15.540
7	88		Michael RALPH		Fiat 127GT	16:41.352	13	35.288	68.04	1:15.538
8	84		Simon MCFIE		Fiat Uno	17:01.453	13	55.389	66.71	1:16.818
9	90		Simon ACKERLEY		Fiat Uno	17:01.813	13	55.749	66.68	1:17.001
10	58		Dale WHITEMAN		Fiat Uno	17:03.081	13	57.017	66.60	1:16.584
11	89		Steve TOWNSEND		Fiat Uno	16:16.454	12	1 LAP	64.41	1:17.922

NOT CLASSIFIED

2			Jason GREATREX		Fiat Uno	9:52.268	8	D.N.F.	70.80	1:12.622
79			Helen WOOLGROVE		Fiat Uno	8:35.298	6	D.N.F.	61.03	1:17.635
69			Mark BRADEN		Fiat Uno	2:48.195	2	D.N.F.	62.32	1:23.794
7			Paul GARNER		Fiat Uno	2:51.827	2	D.N.F.	61.01	1:17.436
8			Lee MELLING		Fiat Punto	3:33.151	2	D.N.F.	49.18	1:49.228

FASTEST LAP

2			Jason GREATREX		Fiat Uno	1:12.622	6	72.17mph	116.15kph	
---	--	--	-----------------------	--	----------	----------	---	----------	-----------	--

weather/track Sunny/Dry

These results are provisional until the conclusion of any judicial and technical matters.

Pembrey

Circuit Length = 1.4560 miles.


Start: 16:18 End: 16:34

Clerk of Course:	Stewards:	Timekeeper:
------------------	-----------	-------------

Fiat Racing Challenge

GRID Race 7

ROW 8	1:18.829 89 TOWNSEND	1:33.697 8 MELLING
ROW 7	1:17.558 79 WOOLGROVE	1:18.260 84 MCFIE
ROW 6	1:16.659 58 WHITEMAN	1:17.286 90 ACKERLEY
ROW 5	1:16.257 7 GARNER	1:16.622 88 RALPH
ROW 4	1:15.134 53 SNELLING	1:15.584 19 JONES
ROW 3	1:13.685 1 RIMAN	1:15.027 69 BRADEN
ROW 2	1:13.259 5 GREATREX	1:13.548 99 TWIST
ROW 1	1:12.658 2 GREATREX	1:12.782 3 RIMAN
POLE		



Weather/Track Sunny/Dry
These results are provisional until the conclusion of any judicial and technical matters.

Pembrey
 Circuit Length = 1.4560 miles.
 Start: 11:18 End: 11:33

Clerk of Course:	Stewards:	Timekeeper:
------------------	-----------	-------------

Fiat Racing Challenge LAP ANALYSIS

(contd.)

90	Simon ACKERLEY	Fiat Uno
1 - 7:03.966	6 - 1:17.286	11 - 1:20.492
2 - 1:28.161	7 - 1:23.770	12 - 1:21.331
3 - 1:18.404	8 - 1:32.243	
4 - 1:27.430	9 - 1:25.454	
5 - 1:17.824	10 - 1:17.472	
99	Steve TWIST	Fiat Uno
1 - 7:04.545	6 - 1:20.656	11 - 1:14.452
2 - 1:19.336	7 - 1:15.204	12 - 1:13.910
3 - 1:15.393	8 - 1:15.028	
4 - 1:14.283	9 - 1:13.681	
5 - 1:13.548	10 - 1:14.029	

Fiat Racing Challenge

QUALIFYING

POS	NO	CL	NAME	NAT	ENTRY	TIME	LAPS	GAP	MPH
1	2		Jason GREATREX		Fiat Uno	1:12.658	13		72.14
2	3		Martin RIMAN		Fiat Uno	1:12.782	13	0.124	72.01
3	5		Kris GREATREX		Fiat Uno	1:13.259	13	0.601	71.54
4	99		Steve TWIST		Fiat Uno	1:13.548	12	0.890	71.26
5	1		Mark RIMAN		Fiat Uno	1:13.685	13	1.027	71.13
6	69		Mark BRADEN		Fiat Uno	1:15.027	13	2.369	69.86
7	53		Mark SNELLING		Fiat Uno	1:15.134	13	2.476	69.76
8	19		Robin JONES		Fiat Uno	1:15.584	13	2.926	69.34
9	7		Paul GARNER		Fiat Uno	1:16.257	12	3.599	68.73
10	88		Michael RALPH		Fiat 127GT	1:16.622	12	3.964	68.40
11	58		Dale WHITEMAN		Fiat Uno	1:16.659	12	4.001	68.37
12	90		Simon ACKERLEY		Fiat Uno	1:17.286	12	4.628	67.82
13	79		Helen WOOLGROVE		Fiat Uno	1:17.558	12	4.900	67.58
14	84		Simon MCFIE		Fiat Uno	1:18.260	12	5.602	66.97
15	89		Steve TOWNSEND		Fiat Uno	1:18.829	11	6.171	66.49
16	8		Lee MELLING		Fiat Punto	1:33.697	10	21.039	55.94

Weather/Track Sunny/Dry

These results are provisional until the conclusion of any judicial and technical matters.

Pembrey

Circuit Length = 1.4560 miles.

Start: 11:18 End: 11:33

Clerk of Course:	Stewards:	Timekeeper:
------------------	-----------	-------------

Dunlop Radical Enduro Championship

LAP CHART

(contd.)

Lap 6			Lap 7			Lap 8			Lap 9			Lap 10		
No	Behind	Laptime	No	Behind	Laptime	No	Behind	Laptime	No	Behind	Laptime	No	Behind	Laptime
51		55.729	51		55.471	51		55.412	51		55.492	51		55.561
20	0.741	55.872	20	1.108	55.838	20	1.879	56.183	20	2.572	56.185	20	3.292	56.281
90	5.509	57.187	90	7.154	57.116	90	9.129	57.387	59	1 LAP	1:03.349	59	1 LAP	1:03.616
11	7.852	56.914	11	8.848	56.467	11	10.111	56.675	90	10.975	57.338	11	12.542	56.900
96	8.589	56.880	96	10.612	57.494	98	1 LAP	56.668	11	11.203	56.584	90	13.486	58.072
98	1 LAP	57.516	98	1 LAP	56.605	96	12.968	57.768	98	1 LAP	56.742	98	1 LAP	56.777
68	14.930	58.805	68	18.044	58.585	68	20.951	58.319	96	14.728	57.252	96	16.671	57.504
30	17.751	58.612	30	21.141	58.861	30	24.872	59.143	68	23.504	58.045	68	26.731	58.788
12	18.283	58.680	12	21.476	58.664	12	25.757	59.693	30	28.313	58.933	30	32.274	59.522
55	19.047	58.605	55	22.530	58.954	48	26.828	58.917	12	29.158	58.893	55	1 LAP	1:50.900
48	19.653	58.735	48	23.323	59.141	55	33.032	1:05.914P	48	29.853	58.517	12	32.996	59.399
50	27.737	1:00.074	50	32.002	59.736	50	36.123	59.533	50	40.434	59.803	48	33.284	58.992
77	37.553	1:00.558	77	42.698	1:00.616	77	48.112	1:00.826	77	52.481	59.861	50	44.552	59.679
59	43.822	1:01.464	59	50.226	1:01.875									

Dunlop Radical Enduro Championship

LAP CHART

(contd.)

Lap 11			Lap 12			Lap 13			Lap 14			Lap 15		
No	Behind	Laptime	No	Behind	Laptime	No	Behind	Laptime	No	Behind	Laptime	No	Behind	Laptime
51		56.437	51		55.922	51		56.088	51		56.339	51		56.136
77	1 LAP	1:01.653	20	4.615	57.290	20	4.925	56.398	20	5.146	56.560	50	1 LAP	1:01.104
20	3.247	56.392	77	1 LAP	1:02.378	11	15.211	57.323	11	16.368	57.496	20	5.447	56.437
11	13.122	57.017	11	13.976	56.776	98	1 LAP	57.242	98	1 LAP	57.037	77	2 LAPS	1:45.083
90	14.540	57.491	90	16.013	57.395	90	18.316	58.391	90	19.233	57.256	11	17.039	56.807
98	1 LAP	57.137	98	1 LAP	56.952	77	1 LAP	1:06.505P	96	22.568	57.680	98	1 LAP	56.988
96	18.137	57.903	96	19.771	57.556	96	21.227	57.544	68	36.405	59.268	90	20.443	57.346
59	1 LAP	1:05.860	68	31.209	58.083	59	1 LAP	2:02.311	59	1 LAP	1:03.111	96	24.170	57.738
68	29.048	58.754	30	38.197	59.097	68	33.476	58.355	30	44.359	59.262	59	1 LAP	1:02.481
30	35.022	59.185	55	1 LAP	59.174	30	41.436	59.327	55	1 LAP	58.596	68	44.247	1:03.978P
55	1 LAP	59.925	12	40.595	59.837	55	1 LAP	59.071	48	46.289	58.752	30	47.010	58.787
12	36.680	1:00.121	48	40.911	59.887	48	43.876	59.053	12	46.638	58.645	55	1 LAP	58.812
48	36.946	1:00.099	50	50.997	59.456	12	44.332	59.825				48	48.667	58.514
50	47.463	59.348				50	54.503	59.594				12	49.077	58.575

Dunlop Radical Enduro Championship

LAP CHART

(contd.)

Lap 16			Lap 17			Lap 18			Lap 19			Lap 20		
No	Behind	Laptime	No	Behind	Laptime	No	Behind	Laptime	No	Behind	Laptime	No	Behind	Laptime
51		56.529	51		56.417	51		1:00.482P	20		58.011	20		58.274
20	5.551	56.633	20	5.761	56.627	96	1 LAP	1:32.316	68	1 LAP	56.414	96	1 LAP	1:06.096
50	1 LAP	59.682	50	1 LAP	58.974	20	3.502	58.223	50	1 LAP	1:03.831	50	1 LAP	57.912
77	2 LAPS	59.589	68	1 LAP	1:19.146	68	1 LAP	56.206	11	9.511	56.559	68	1 LAP	1:08.168P
11	17.640	57.130	77	2 LAPS	59.527	50	1 LAP	58.833	77	2 LAPS	58.921	11	11.749	1:00.512
98	1 LAP	57.506	11	18.060	56.837	11	14.465	56.887	90	15.356	58.104	77	2 LAPS	1:03.514
90	21.309	57.395	98	1 LAP	57.260	77	2 LAPS	59.800	51	21.887	1:23.400	59	2 LAPS	1:22.690
96	27.898	1:00.257P	90	22.031	57.139	90	18.765	57.216	30	50.719	1:00.062	51	23.699	1:00.086
59	1 LAP	1:02.665	30	52.941	59.531	98	1 LAP	1:00.702P	12	53.502	1:01.498			
30	49.827	59.346	48	53.282	58.966	30	52.170	59.711	98	1 LAP	1:38.469			
55	1 LAP	59.230	55	1 LAP	1:00.608	48	52.418	59.618						
48	50.733	58.595	12	54.826	1:00.280	55	1 LAP	58.941						
12	50.963	58.415	59	1 LAP	1:04.660	12	53.517	59.173						
						59	1 LAP	1:02.891						
						96	1:01.429	58.114						

Dunlop Radical Enduro Championship

LAP CHART

(contd.)

Lap 21			Lap 22			Lap 23			Lap 24			Lap 25		
No	Behind	Laptime	No	Behind	Laptime	No	Behind	Laptime	No	Behind	Laptime	No	Behind	Laptime
20		55.710	20		1:41.126	20		1:10.245	20		1:45.280	20		2:11.942
12	1 LAP	1:02.499	11	16.058	1:38.704	12	1 LAP	1:37.577	12	1 LAP	1:43.043	12	1 LAP	2:12.223
98	2 LAPS	1:00.235	77	2 LAPS	1:32.350	30	1 LAP	1:42.467	30	1 LAP	1:40.489	30	1 LAP	2:12.239
30	1 LAP	1:16.785	59	2 LAPS	1:31.898	11	7.331	1:01.518	11	2.496	1:40.445	11	2.392	2:11.838
96	1 LAP	1:00.937	51	1:03.569	1:32.096	50	1 LAP	1:42.752	50	1 LAP	1:31.589	50	1 LAP	2:11.821
50	1 LAP	1:03.761	98	1 LAP	1:29.842	77	2 LAPS	1:49.069	59	3 LAPS	1:57.064P	59	3 LAPS	2:12.766
11	18.480	1:02.441P	96	1:06.577	1:28.432	51	1:41.640	1:48.316	77	2 LAPS	1:39.410	77	2 LAPS	1:12.527
77	2 LAPS	1:46.662	68	1 LAP	1:09.881	98	1 LAP	1:48.128	51	2:08.189	2:11.829	51	1:12.728	1:16.481
59	2 LAPS	1:44.437				96	1:43.553	1:47.221	98	1 LAP	2:11.967	98	1 LAP	1:18.718
51	1:12.599	1:44.610				68	1 LAP	1:45.287	96	2:10.096	2:11.823	96	1:17.633	1:19.479
30	1:15.478	5:49.254P							68	1 LAP	2:12.429	68	1 LAP	1:20.013
98	1 LAP	1:11.863												
12	1:16.983	1:14.966P												
96	1:19.271	1:06.306												
50	1:25.648	1:08.448P												
68	1 LAP	2:25.209												

Dunlop Radical Enduro Championship

LAP CHART

(contd.)

Lap 26			Lap 27			Lap 28			Lap 29			Lap 30		
No	Behind	Laptime	No	Behind	Laptime	No	Behind	Laptime	No	Behind	Laptime	No	Behind	Laptime
20		2:07.867	20		1:21.224	20		57.829	20		57.188	20		57.370
12	1 LAP	2:07.847	12	1 LAP	1:20.335	12	1 LAP	58.436	12	1 LAP	58.255	12	1 LAP	58.204
30	1 LAP	2:07.779	30	1 LAP	1:20.217	11	3.825	1:00.355	11	3.909	57.272	11	3.257	56.718
11	2.505	2:07.980	11	1.299	1:20.018	51	4.225	58.744	51	4.357	57.320	51	3.785	56.798
50	1 LAP	2:07.881	50	1 LAP	1:19.642	30	1 LAP	1:01.414	96	4.971	57.417	96	4.911	57.310
59	3 LAPS	2:07.305	59	3 LAPS	1:19.802	96	4.742	58.395	68	1 LAP	58.099	68	1 LAP	56.710
51	6.358	1:01.497	51	3.310	1:18.176	50	1 LAP	1:01.196	30	1 LAP	59.415	30	1 LAP	58.208
77	2 LAPS	1:39.464P	98	1 LAP	1:15.657	68	1 LAP	57.934	50	1 LAP	59.408	50	1 LAP	58.383
98	1 LAP	1:00.759	96	4.176	1:15.762	98	1 LAP	59.799	98	1 LAP	59.227	98	1 LAP	58.725
96	9.638	59.872	68	1 LAP	1:16.002	59	3 LAPS	1:03.998	59	3 LAPS	1:03.218	59	3 LAPS	1:02.707
68	1 LAP	58.692	77	2 LAPS	1:29.910	77	2 LAPS	1:00.903	77	2 LAPS	1:00.026	77	2 LAPS	1:00.031

Dunlop Radical Enduro Championship

LAP CHART

(contd.)

Lap 31			Lap 32			Lap 33			Lap 34			Lap 35		
No	Behind	Laptime	No	Behind	Laptime	No	Behind	Laptime	No	Behind	Laptime	No	Behind	Laptime
20		57.430	20		57.504	20		57.480	20		56.920	20		57.097
11	2.556	56.729	11	1.617	56.565	11	0.911	56.774	11	0.685	56.694	11	0.993	57.405
51	4.166	57.811	51	2.711	56.049	51	1.778	56.547	51	1.050	56.192	51	1.126	57.173
12	1 LAP	59.683	96	5.432	57.603	96	5.684	57.732	96	6.419	57.655	96	6.855	57.533
96	5.333	57.852	12	1 LAP	59.052	12	1 LAP	58.608	12	1 LAP	58.447	12	1 LAP	58.236
30	1 LAP	58.846	30	1 LAP	58.838	98	1 LAP	59.197	98	1 LAP	58.548	98	1 LAP	58.260
50	1 LAP	58.576	50	1 LAP	58.718	30	1 LAP	59.961	30	1 LAP	1:00.026	30	1 LAP	59.249
98	1 LAP	58.311	98	1 LAP	58.728	50	1 LAP	1:00.934	50	1 LAP	59.109	50	1 LAP	59.174
68	1 LAP	1:02.407P	77	2 LAPS	1:01.713	68	2 LAPS	2:07.379	68	2 LAPS	56.581	68	2 LAPS	56.482
59	3 LAPS	1:01.657	59	3 LAPS	1:04.242	77	2 LAPS	1:00.040	77	2 LAPS	59.995	77	2 LAPS	1:00.134
77	2 LAPS	1:00.069				59	3 LAPS	1:01.841	59	3 LAPS	59.782	59	3 LAPS	1:00.808

Dunlop Radical Enduro Championship

LAP CHART

(contd.)

Lap 36			Lap 37			Lap 38			Lap 39			Lap 40		
No	Behind	Laptime	No	Behind	Laptime	No	Behind	Laptime	No	Behind	Laptime	No	Behind	Laptime
20		57.248	51		57.146	51		56.887						
51	0.759	56.881	20	0.374	58.279	20	1.139	57.652						
11	2.366	58.621	11	1.597	57.136	11	1.374	56.664						
96	7.907	58.300	96	7.993	57.991	96	9.226	58.120						
12	1 LAP	58.609	12	1 LAP	59.056	12	1 LAP	58.819						
98	1 LAP	58.434	98	1 LAP	59.841	98	1 LAP	58.999						
50	1 LAP	58.684	50	1 LAP	57.994	50	1 LAP	58.039						
30	1 LAP	1:00.118	30	1 LAP	58.746	30	1 LAP	59.289						
68	2 LAPS	57.372	68	2 LAPS	1:10.766P	77	2 LAPS	59.632						
77	2 LAPS	59.417	77	2 LAPS	59.782	59	3 LAPS	1:01.378						
59	3 LAPS	1:00.903	59	3 LAPS	1:00.980	68	2 LAPS	1:22.953						

ARP Formula 3 Championship

QUALIFYING

POS	NO	CL	NAME	NAT	ENTRY	TIME	LAPS	GAP	MPH
1	1	01	Richard MARSH		Dallara 398	54.822	21		95.61
2	17	02	James WINSLOW		Dallara F391	55.077	22	0.255	95.16
3	7	01	Jon GRAY		Dallara F399	55.427	23	0.605	94.56
4	6	01	Janine PAYNE		Dallara F300	55.772	22	0.950	93.98
5	9	01	Mark DWYER		Dallara F399	56.061	21	1.239	93.49
6	11	01	Shane KELLY		Dallara F397	56.232	19	1.410	93.21
7	31	02	Daron BLAND		Reynard 903	56.583	21	1.761	92.63
8	12	01	Stuart WILTSHIRE		Dallara F301	56.614	20	1.792	92.58
9	14	01	Chris WILLIE		Dallara F396	57.314	18	2.492	91.45
10	18	01	Alan ELLIS		Dallara F3 98	57.783	19	2.961	90.71
11	38	02	Peter KALPAKIOTIS		Dallara 391	1:01.425	21	6.603	85.33
12	37	02	Michael WEBBER		Ralt RT32	1:04.271	7	9.449	81.55

Weather/Track Sunny/Dry

These results are provisional until the conclusion of any judicial and technical matters.

Pembrey

Circuit Length = 1.4560 miles.

Start: 12:10 End: 12:41

Clerk of Course:	Stewards:	Timekeeper:
------------------	-----------	-------------

ARP Formula 3 Championship

LAP ANALYSIS

1	Richard MARSH	Dallara 398							
1 -	X:00.000	6 -	55.681	11 -	X:00.000	16 -	55.406	21 -	55.461
2 -	59.218	7 -	1:00.299	12 -	57.440	17 -	56.728		
3 -	56.181	8 -	55.689	13 -	56.367	18 -	55.719		
4 -	55.581	9 -	57.503	14 -	1:00.126	19 -	55.538		
5 -	54.822	10 -	1:12.852P	15 -	55.499	20 -	1:00.974		
6	Janine PAYNE	Dallara F300							
1 -	X:00.000	6 -	57.828	11 -	3:27.776	16 -	56.267	21 -	56.146
2 -	1:02.093	7 -	55.788	12 -	8:55.374	17 -	56.007	22 -	57.194
3 -	1:04.192P	8 -	56.580	13 -	57.999	18 -	56.370		
4 -	1:33.045	9 -	56.474	14 -	57.553	19 -	55.772		
5 -	57.468	10 -	1:02.665P	15 -	59.050	20 -	55.918		
7	Jon GRAY	Dallara F399							
1 -	X:00.000	6 -	56.140	11 -	57.435	16 -	56.256	21 -	55.936
2 -	1:07.774	7 -	55.718	12 -	59.098	17 -	59.452	22 -	55.427
3 -	58.657	8 -	56.121	13 -	9:04.783	18 -	56.647	23 -	57.171
4 -	56.827	9 -	1:00.847P	14 -	57.466	19 -	55.842		
5 -	55.657	10 -	2:56.937	15 -	57.035	20 -	55.703		
9	Mark DWYER	Dallara F399							
1 -	X:00.000	6 -	57.981	11 -	58.901	16 -	58.579	21 -	56.256
2 -	1:10.614	7 -	56.323	12 -	1:06.636P	17 -	56.502		
3 -	1:00.285	8 -	1:03.162P	13 -	X:00.000	18 -	57.628		
4 -	56.985	9 -	2:18.865	14 -	57.311	19 -	57.056		
5 -	56.061	10 -	57.496	15 -	56.975	20 -	56.976		
11	Shane KELLY	Dallara F397							
1 -	X:00.000	6 -	56.635	11 -	1:03.593P	16 -	59.126		
2 -	1:09.934	7 -	56.258	12 -	X:00.000	17 -	57.064		
3 -	1:00.761	8 -	1:06.288P	13 -	57.301	18 -	56.370		
4 -	59.916	9 -	2:36.396	14 -	57.814	19 -	56.232		
5 -	56.786	10 -	58.686	15 -	57.309				
12	Stuart WILTSHIRE	Dallara F301							
1 -	X:00.000	6 -	56.802	11 -	1:07.901P	16 -	58.450		
2 -	1:00.414	7 -	58.034	12 -	X:00.000	17 -	58.048		
3 -	57.980	8 -	58.340	13 -	59.989	18 -	58.055		
4 -	57.055	9 -	59.077	14 -	57.951	19 -	57.623		
5 -	56.614	10 -	1:00.411	15 -	1:01.753	20 -	1:04.034P		
14	Chris WILLIE	Dallara F396							
1 -	X:00.000	6 -	57.346	11 -	9:31.637	16 -	1:01.099		
2 -	1:08.234	7 -	57.314	12 -	1:01.331	17 -	1:05.066		
3 -	1:01.324	8 -	1:01.627	13 -	58.996	18 -	1:07.196P		
4 -	59.350	9 -	1:15.945P	14 -	59.209				
5 -	57.806	10 -	4:01.655	15 -	57.924				


ARP Formula 3 Championship LAP ANALYSIS

(contd.)

17	James WINSLOW	Dallara F391							
1 -	X:00.000	6 -	55.734	11 -	1:10.329P	16 -	55.633	21 -	55.476
2 -	1:00.526	7 -	55.474	12 -	X:00.000	17 -	55.198	22 -	55.077
3 -	56.796	8 -	1:00.030P	13 -	56.210	18 -	55.518		
4 -	55.902	9 -	2:33.284	14 -	55.622	19 -	55.463		
5 -	55.733	10 -	1:01.227	15 -	55.618	20 -	55.932		
18	Alan ELLIS	Dallara F3 98							
1 -	X:00.000	6 -	59.106	11 -	1:00.791	16 -	58.985		
2 -	1:08.521	7 -	59.231	12 -	1:01.784	17 -	58.753		
3 -	1:01.907	8 -	1:20.186P	13 -	59.468	18 -	58.750		
4 -	1:00.089	9 -	5:09.828	14 -	1:00.633	19 -	57.783		
5 -	1:00.192	10 -	9:20.477	15 -	59.508				
31	Daron BLAND	Reynard 903							
1 -	X:00.000	6 -	57.223	11 -	57.982	16 -	58.649	21 -	57.506
2 -	1:05.410	7 -	56.583	12 -	9:03.884	17 -	57.822		
3 -	58.198	8 -	1:00.816P	13 -	59.720	18 -	58.668		
4 -	1:15.821	9 -	3:46.417	14 -	1:00.507	19 -	57.322		
5 -	57.420	10 -	59.391	15 -	58.605	20 -	57.488		
37	Michael WEBBER	Ralt RT32							
1 -	X:00.000	6 -	1:04.271						
2 -	1:12.243	7 -	1:22.397P						
3 -	1:06.201								
4 -	1:07.979								
5 -	1:05.187								
38	Peter KALPAKIOTIS	Dallara 391							
1 -	X:00.000	6 -	1:06.081	11 -	1:01.770	16 -	1:04.915	21 -	1:01.425
2 -	1:10.240	7 -	1:02.590	12 -	1:01.554	17 -	1:04.619		
3 -	1:04.530	8 -	1:02.151	13 -	X:00.000	18 -	1:03.277		
4 -	1:03.665	9 -	1:01.760	14 -	1:03.588	19 -	1:02.675		
5 -	1:01.485	10 -	1:01.905	15 -	1:04.179	20 -	1:03.141		

ARP Formula 3 Championship

GRID Race 11

ROW 6	1:01.425 38 KALPAKIOTIS	1:04.271 37 WEBBER
ROW 5	57.314 14 WILLIE	57.783 18 ELLIS
ROW 4	56.583 31 BLAND	56.614 12 WILTSHIRE
ROW 3	56.061 9 DWYER	56.232 11 KELLY
ROW 2	55.427 7 GRAY	55.772 6 PAYNE
ROW 1	54.822 1 MARSH	55.077 17 WINSLOW
POLE		
		

Weather/Track Sunny/Dry

These results are provisional until the conclusion of any judicial and technical matters.

Pembrey

Circuit Length = 1.4560 miles.

Start: 12:10 End: 12:41

Clerk of Course:	Stewards:	Timekeeper:
------------------	-----------	-------------

ARP Formula 3 Championship

RACE RESULT

POS	NO	CL	NAME	NAT	ENTRY	TIME	LAPS	GAP	MPH	BEST
1	17	B	James WINSLOW		Dallara F391	25:05.221	27		94.02	55.008
2	1	A	Richard MARSH		Dallara 398	25:07.324	27	2.103	93.89	55.051
3	9	A	Mark DWYER		Dallara F399	25:33.270	27	28.049	92.30	55.631
4	6	A	Janine PAYNE		Dallara F300	25:35.338	27	30.117	92.17	54.737
5	31	B	Daron BLAND		Reynard 903	25:48.656	27	43.435	91.38	56.049
6	12	A	Stuart WILTSHIRE		Dallara F301	26:00.365	27	55.144	90.69	55.789
7	18	A	Alan ELLIS		Dallara F3 98	25:27.578	26	1 LAP	89.21	56.548
8	14	A	Chris WILLIE		Dallara F396	25:59.747	26	1 LAP	87.37	57.515
9	11	A	Shane KELLY		Dallara F397	25:14.923	25	2 LAPS	86.49	55.476
10	38	B	Peter KALPAKIOTIS		Dallara 391	25:13.615	24	3 LAPS	83.11	1:00.600
NOT CLASSIFIED										
7	A	Jon GRAY			Dallara F399	20:49.049	22	D.N.F.	92.32	55.222
FASTEST LAP										
6	A	Janine PAYNE			Dallara F300	54.737	15	95.76mph	154.11kph	
17	B	James WINSLOW			Dallara F391	55.008	14	95.28mph	153.35kph	

Weather/Track Sunny/Dry

These results are provisional until the conclusion of any judicial and technical matters.

Pembrey

Circuit Length = 1.4560 miles.

Start: 10:51 End: 11:16

Clerk of Course:	Stewards:	Timekeeper:
------------------	-----------	-------------

ARP Formula 3 Championship

LAP CHART

Lap 1			Lap 2			Lap 3			Lap 4			Lap 5		
No	Behind	Laptime	No	Behind	Laptime	No	Behind	Laptime	No	Behind	Laptime	No	Behind	Laptime
1		1:01.507	1		56.616	1		55.211	1		55.081	1		56.039
17	0.190	1:01.697	17	0.386	56.812	17	0.766	55.591	17	0.792	55.107	17	0.696	55.943
6	1.861	1:03.368	6	1.800	56.555	6	2.405	55.816	6	2.975	55.651	6	3.634	56.698
11	2.461	1:03.968	11	2.577	56.732	11	3.205	55.839	11	3.949	55.825	11	4.592	56.682
7	3.384	1:04.891	7	2.829	56.061	7	3.706	56.088	7	4.132	55.507	7	5.061	56.968
9	4.165	1:05.672	9	3.745	56.196	9	4.533	55.999	9	5.689	56.237	9	5.715	56.065
31	5.380	1:06.887	31	6.394	57.630	31	8.201	57.018	31	9.724	56.604	31	10.086	56.401
38	8.063	1:09.570	38	12.456	1:01.009	38	17.845	1:00.600	38	23.559	1:00.795	38	29.258	1:01.738
18	10.355	1:11.862	18	14.007	1:00.268	18	18.601	59.805	14	24.175	1:00.128	12	29.421	1:01.180
14	12.400	1:13.907	14	14.386	58.602	14	19.128	59.953	12	24.280	57.557	14	29.733	1:01.597
12	18.520	1:20.027	12	19.288	57.384	12	21.804	57.727	18	25.003	1:01.483	18	30.125	1:01.161

ARP Formula 3 Championship LAP CHART

(contd.)

Lap 6			Lap 7			Lap 8			Lap 9			Lap 10		
No	Behind	Laptime	No	Behind	Laptime	No	Behind	Laptime	No	Behind	Laptime	No	Behind	Laptime
1		55.830	1		55.420	1		55.370	1		56.120	1		55.245
17	0.774	55.908	17	1.254	55.900	17	1.231	55.347	17	0.669	55.558	17	0.502	55.078
6	4.599	56.795	11	7.232	57.555	9	9.111	56.919	38	1 LAP	1:03.247	38	1 LAP	1:02.257
11	5.097	56.335	9	7.562	56.988	11	9.656	57.794	9	8.763	55.772	9	9.149	55.631
7	5.361	56.130	7	8.856	58.915	7	9.811	56.325	11	9.651	56.115	11	9.882	55.476
9	5.994	56.109	31	13.164	58.050	31	13.953	56.159	7	10.023	56.332	7	10.784	56.006
31	10.534	56.278	6	23.018	1:13.839	6	24.791	57.143	31	13.882	56.049	31	14.747	56.110
12	30.363	56.772	12	32.354	57.411	12	33.288	56.304	6	24.901	56.230	6	24.900	55.244
14	35.122	1:01.219	14	37.911	58.209	14	40.632	58.091	12	33.624	56.456	12	35.743	57.364
18	35.565	1:01.270	18	38.920	58.775	18	41.783	58.233	14	42.027	57.515	14	44.319	57.537
38	36.113	1:02.685	38	49.834	1:09.141				18	42.919	57.256	18	45.023	57.349

ARP Formula 3 Championship LAP CHART

(contd.)

Lap 11			Lap 12			Lap 13			Lap 14			Lap 15		
No	Behind	Laptime	No	Behind	Laptime	No	Behind	Laptime	No	Behind	Laptime	No	Behind	Laptime
1		55.124	1		55.134	1		55.201	1		55.176	1		55.944
17	0.494	55.116	17	0.777	55.417	17	0.634	55.058	17	0.466	55.008	18	1 LAP	58.329
9	10.557	56.532	9	11.802	56.379	9	13.650	57.049	9	14.433	55.959	17	0.226	55.704
11	11.156	56.398	11	12.145	56.123	11	14.636	57.692	11	15.851	56.391	14	1 LAP	1:01.128
7	13.043	57.383	7	13.131	55.222	7	14.816	56.886	7	16.309	56.669	9	14.718	56.229
31	17.225	57.602	31	18.547	56.456	31	19.924	56.578	31	21.376	56.628	11	16.433	56.526
38	1 LAP	1:05.332	38	1 LAP	1:01.780	6	26.797	55.790	6	26.767	55.146	7	16.896	56.531
6	26.246	56.470	6	26.208	55.096	38	1 LAP	1:02.722	38	1 LAP	1:01.475	31	21.963	56.531
12	37.552	56.933	12	38.812	56.394	12	39.739	56.128	12	41.059	56.496	6	25.560	54.737
18	47.820	57.921	18	50.485	57.799	18	52.831	57.547				12	42.012	56.897
14	48.047	58.852	14	51.015	58.102	14	54.316	58.502				38	1 LAP	1:02.824

ARP Formula 3 Championship LAP CHART

(contd.)

Lap 16			Lap 17			Lap 18			Lap 19			Lap 20		
No	Behind	Laptime	No	Behind	Laptime	No	Behind	Laptime	No	Behind	Laptime	No	Behind	Laptime
17		55.314	17		55.218	17		55.601	17		55.118	17		55.340
1	1.953	57.493	1	2.527	55.792	1	3.089	56.163	1	3.022	55.051	1	3.510	55.828
18	1 LAP	59.547	18	1 LAP	58.127	38	2 LAPS	1:03.052	18	1 LAP	58.042	18	1 LAP	56.857
14	1 LAP	58.277	14	1 LAP	57.869	18	1 LAP	57.011	38	2 LAPS	1:04.410	9	19.529	57.025
9	15.447	56.269	9	16.276	56.047	14	1 LAP	57.946	14	1 LAP	58.224	11	19.922	56.252
11	16.738	55.845	11	17.128	55.608	9	16.912	56.237	9	17.844	56.050	7	20.254	56.198
7	17.019	55.663	7	17.516	55.715	11	17.554	56.027	11	19.010	56.574	14	1 LAP	1:02.495
31	22.535	56.112	31	24.118	56.801	7	17.824	55.909	7	19.396	56.690	38	2 LAPS	1:04.221
6	25.031	55.011	6	24.622	54.809	31	25.006	56.489	31	27.471	57.583	31	29.155	57.024
12	42.678	56.206	12	43.255	55.795	6	25.478	56.457	6	27.955	57.595	6	29.475	56.860
38	1 LAP	1:02.017				12	43.857	56.203	12	45.636	56.897	12	50.048	59.752

ARP Formula 3 Championship LAP CHART

(contd.)

Lap 21			Lap 22			Lap 23			Lap 24			Lap 25		
No	Behind	Laptime	No	Behind	Laptime	No	Behind	Laptime	No	Behind	Laptime	No	Behind	Laptime
17		55.827	17		55.498	17		55.099	17		55.681	17		55.068
1	2.940	55.257	1	2.608	55.166	1	2.636	55.127	1	2.616	55.661	1	3.106	55.558
18	1 LAP	57.069	18	1 LAP	57.138	18	1 LAP	56.983	18	1 LAP	57.609	18	1 LAP	56.657
9	20.723	57.021	9	21.436	56.211	9	23.438	57.101	9	24.750	56.993	9	26.606	56.924
11	21.260	57.165	11	21.710	55.948	6	30.887	56.439	6	31.454	56.248	6	31.603	55.217
7	21.550	57.123	7	21.889	55.837	31	38.042	1:00.088	31	40.434	58.073	31	42.142	56.776
14	1 LAP	58.691	14	1 LAP	58.794	14	1 LAP	1:06.463	14	1 LAP	59.916	14	1 LAP	58.296
38	2 LAPS	1:02.123	6	29.547	55.485	11	43.541	1:16.930P	38	2 LAPS	1:01.952	12	55.033	56.370
6	29.560	55.912	31	33.053	57.427	38	2 LAPS	1:04.051	12	53.731	56.267			
31	31.124	57.796	38	2 LAPS	1:02.095	12	53.145	56.552						
12	50.865	56.644	12	51.692	56.325									

ARP Formula 3 Championship LAP CHART


(contd.)

Lap 26			Lap 27			Lap 28			Lap 29			Lap 30		
No	Behind	Laptime	No	Behind	Laptime	No	Behind	Laptime	No	Behind	Laptime	No	Behind	Laptime
17		56.551	17		55.662									
38	3 LAPS	1:02.671	1	2.103	55.405									
1	2.360	55.805	38	3 LAPS	1:01.848									
11	2 LAPS	2:12.675	11	2 LAPS	56.448									
18	1 LAP	56.548	18	1 LAP	56.932									
9	26.745	56.690	9	28.049	56.966									
6	30.674	55.622	6	30.117	55.105									
31	42.395	56.804	31	43.435	56.702									
14	1 LAP	59.347	14	1 LAP	1:00.087									
12	54.271	55.789	12	55.144	56.535									

ARP Formula 3 Championship

GRID Race 20

ROW 6	7 GRAY	
		38 KALPAKIOTIS
ROW 5	11 KELLY	
		14 WILLIE
ROW 4	18 ELLIS	
		12 WILTSHIRE
ROW 3	31 BLAND	
		6 PAYNE
ROW 2	9 DWYER	
		1 MARSH
ROW 1	17 WINSLOW	
	POLE	



Weather/Track Sunny/Dry

These results are provisional until the conclusion of any judicial and technical matters.

Pembrey
Circuit Length = 1.4560 miles.
Start: 10:51 End: 11:16

Clerk of Course:	Stewards:	Timekeeper:
------------------	-----------	-------------

ARP Formula 3 Championship

RACE RESULT Race 20

POS	NO	CL	NAME	NAT	ENTRY	TIME	LAPS	GAP	MPH	BEST
1	1	A	Richard MARSH		Dallara 398	25:49.192	28		94.73	54.509
2	17	B	James WINSLOW		Dallara F391	25:50.548	28	1.356	94.65	54.600
3	6	A	Janine PAYNE		Dallara F300	26:04.729	28	15.537	93.79	54.477
4	7	A	Jon GRAY		Dallara F399	26:23.550	28	34.358	92.68	55.493
5	9	A	Mark DWYER		Dallara F399	26:31.903	28	42.711	92.19	56.079
6	31	B	Daron BLAND		Reynard 903	26:32.410	28	43.218	92.16	55.715
7	11	A	Shane KELLY		Dallara F397	26:49.939	28	1:00.747	91.16	55.840
8	12	A	Stuart WILTSHIRE		Dallara F301	26:06.416	27	1 LAP	90.34	56.868
9	38	B	Peter KALPAKIOTIS		Dallara 391	26:07.291	25	3 LAPS	83.60	1:00.152
NOT CLASSIFIED										
18	A	Alan ELLIS			Dallara F3 98	15:22.624	15	D.N.F.	85.21	56.940
14	A	Chris WILLIE			Dallara F396	5:09.450	5	D.N.F.	84.69	57.905
FASTEST LAP										
6	A	Janine PAYNE			Dallara F300	54.477	7	96.21mph		154.84kph
17	B	James WINSLOW			Dallara F391	54.600	6	96.00mph		154.49kph

Weather/Track Sunny/Dry

These results are provisional until the conclusion of any judicial and technical matters.

Pembrey

Circuit Length = 1.4560 miles.

Start: 16:53 End: 17:18

Clerk of Course:	Stewards:	Timekeeper:
------------------	-----------	-------------

ARP Formula 3 Championship

LAP CHART

Lap 1			Lap 2			Lap 3			Lap 4			Lap 5		
No	Behind	Laptime	No	Behind	Laptime	No	Behind	Laptime	No	Behind	Laptime	No	Behind	Laptime
1		1:01.081	1		54.825	1		54.509	1		54.885	1		54.711
17	0.389	1:01.470	17	1.027	55.463	17	1.182	54.664	17	1.032	54.735	17	1.113	54.792
6	1.805	1:02.886	6	2.645	55.665	6	3.561	55.425	6	3.700	55.024	6	4.108	55.119
9	2.416	1:03.497	9	3.826	56.235	9	5.396	56.079	9	6.825	56.314	9	8.678	56.564
31	4.112	1:05.193	31	6.350	57.063	31	8.333	56.492	7	9.227	55.595	7	10.495	55.979
11	5.204	1:06.285	11	7.256	56.877	7	8.517	55.612	31	10.350	56.902	31	11.908	56.269
12	5.602	1:06.683	7	7.414	56.497	11	9.662	56.915	11	11.449	56.672	11	12.970	56.232
7	5.742	1:06.823	12	8.562	57.785	12	10.966	56.913	12	12.949	56.868	12	15.411	57.173
18	8.283	1:09.364	18	11.512	58.054	18	15.276	58.273	18	17.999	57.608	18	21.231	57.943
14	9.766	1:10.847	14	13.791	58.850	14	17.187	57.905	14	20.430	58.128	14	29.439	1:03.720P
38	11.607	1:12.688	38	28.985	1:12.203	38	36.560	1:02.084	38	42.503	1:00.828	38	48.905	1:01.113

ARP Formula 3 Championship LAP CHART

(contd.)

Lap 6			Lap 7			Lap 8			Lap 9			Lap 10		
No	Behind	Laptime	No	Behind	Laptime	No	Behind	Laptime	No	Behind	Laptime	No	Behind	Laptime
1		55.175	1		55.136	1		54.972	1		55.553	1		55.061
17	0.538	54.600	17	0.624	55.222	17	0.714	55.062	17	0.404	55.243	17	0.542	55.199
6	3.734	54.801	6	3.075	54.477	6	5.132	57.029	6	4.895	55.316	6	4.841	55.007
9	10.120	56.617	9	11.063	56.079	38	1 LAP	1:03.149	38	1 LAP	1:01.250	7	14.874	56.511
7	11.024	55.704	7	11.381	55.493	9	12.283	56.192	7	13.424	56.517	9	16.174	57.079
31	12.627	55.894	31	13.206	55.715	7	12.460	56.051	9	14.156	57.426	31	16.825	56.933
11	13.876	56.081	11	14.580	55.840	31	14.380	56.146	31	14.953	56.126	11	17.728	56.713
12	17.463	57.227	12	20.557	58.230	11	15.643	56.035	11	16.076	55.986	38	1 LAP	1:05.075
18	23.943	57.887	18	27.277	58.470	12	23.694	58.109	12	25.500	57.359	12	27.765	57.326
38	54.466	1:00.736				18	30.658	58.353	18	32.913	57.808	18	35.016	57.164

ARP Formula 3 Championship LAP CHART

(contd.)

Lap 11			Lap 12			Lap 13			Lap 14			Lap 15		
No	Behind	Laptime	No	Behind	Laptime	No	Behind	Laptime	No	Behind	Laptime	No	Behind	Laptime
1		54.716	1		54.947	1		55.077	1		55.356	1		55.061
17	0.827	55.001	17	0.491	54.611	17	0.403	54.989	17	0.670	55.623	17	0.755	55.146
6	7.344	57.219	6	7.336	54.939	6	7.160	54.901	18	1 LAP	1:17.771	6	7.882	55.058
7	16.217	56.059	7	17.104	55.834	7	17.629	55.602	6	7.885	56.081	7	19.187	56.235
9	17.556	56.098	9	18.859	56.250	9	20.237	56.455	7	18.013	55.740	18	1 LAP	1:07.193
31	18.424	56.315	31	19.633	56.156	31	20.687	56.131	9	21.037	56.156	9	22.056	56.080
11	19.133	56.121	11	20.475	56.289	11	21.549	56.151	31	21.920	56.589	31	22.933	56.074
38	1 LAP	1:00.340	12	34.490	58.917	12	36.894	57.481	11	22.489	56.296	11	23.507	56.079
12	30.520	57.471	38	1 LAP	1:01.300	38	1 LAP	1:01.168	12	38.658	57.120	12	40.986	57.389
18	37.240	56.940	18	39.797	57.504				38	1 LAP	1:01.044	38	1 LAP	1:01.700

ARP Formula 3 Championship LAP CHART

(contd.)

Lap 16			Lap 17			Lap 18			Lap 19			Lap 20		
No	Behind	Laptime	No	Behind	Laptime	No	Behind	Laptime	No	Behind	Laptime	No	Behind	Laptime
1		54.883	1		55.154	1		54.617	1		54.599	1		54.545
17	0.884	55.012	17	0.680	54.950	17	0.901	54.838	17	1.494	55.192	17	1.914	54.965
6	7.678	54.679	38	2 LAPS	1:03.039	6	11.451	57.292	6	12.173	55.321	6	13.074	55.446
7	20.558	56.254	6	8.776	56.252	38	2 LAPS	1:01.108	38	2 LAPS	1:01.316	7	26.047	56.739
9	23.559	56.386	7	21.412	56.008	7	22.649	55.854	7	23.853	55.803	38	2 LAPS	1:01.305
31	24.512	56.462	9	24.541	56.136	9	27.301	57.377	9	29.090	56.388	9	30.756	56.211
11	25.434	56.810	31	25.346	55.988	31	27.923	57.194	31	29.695	56.371	31	31.451	56.301
18	1 LAP	1:12.292P	11	26.941	56.661	11	28.943	56.619	11	30.810	56.466	11	35.269	59.004
12	43.403	57.300	12	45.542	57.293	12	48.458	57.533	12	52.024	58.165			

ARP Formula 3 Championship LAP CHART

(contd.)

Lap 21			Lap 22			Lap 23			Lap 24			Lap 25		
No	Behind	Laptime	No	Behind	Laptime	No	Behind	Laptime	No	Behind	Laptime	No	Behind	Laptime
1		54.965	1		55.024	1		54.747	1		54.866	1		56.401
12	1 LAP	59.120	17	3.034	55.835	17	3.688	55.401	17	4.247	55.425	38	3 LAPS	1:02.455
17	2.223	55.274	12	1 LAP	58.850	12	1 LAP	56.979	12	1 LAP	56.966	17	3.423	55.577
6	13.574	55.465	6	14.050	55.500	6	14.536	55.233	6	15.137	55.467	12	1 LAP	58.043
7	27.822	56.740	7	29.545	56.747	7	31.116	56.318	7	32.353	56.103	6	14.158	55.422
9	33.329	57.538	9	35.340	57.035	9	37.180	56.587	9	38.698	56.384	7	32.471	56.519
31	33.811	57.325	31	35.887	57.100	31	37.694	56.554	31	39.247	56.419	9	38.614	56.317
38	2 LAPS	1:02.213	11	42.876	59.681	11	46.549	58.420	11	49.970	58.287	31	39.086	56.240
11	38.219	57.915	38	2 LAPS	1:04.567	38	2 LAPS	1:01.733				11	51.373	57.804

ARP Formula 3 Championship LAP CHART

(contd.)

Lap 26			Lap 27			Lap 28			Lap 29			Lap 30		
No	Behind	Laptime	No	Behind	Laptime	No	Behind	Laptime	No	Behind	Laptime	No	Behind	Laptime
1		56.149	1		55.540	1		56.637						
17	2.830	55.556	17	2.772	55.482	17	1.356	55.221						
38	3 LAPS	1:02.310	38	3 LAPS	1:00.152	6	15.537	58.474						
12	1 LAP	57.546	6	13.700	55.919	12	1 LAP	58.901						
6	13.321	55.312	12	1 LAP	57.669	38	3 LAPS	1:02.415						
7	32.721	56.399	7	33.897	56.716	7	34.358	57.098						
9	39.428	56.963	9	41.887	57.999	9	42.711	57.461						
31	39.970	57.033	31	42.150	57.720	31	43.218	57.705						
11	53.324	58.100	11	56.232	58.448	11	1:00.747	1:01.152						