



International Raceday

Oulton Park Circuit

21st August 2004



Results Provided by MST Sports Timing Ltd
www.mstworld.com

Fiat Racing Challeng

QUALIFYING SESSION - RACE 1

| POS | NO | CL | NAME | NAT | ENTRY | TIME | LAPS | GAP | MPH |
|-----|----|----|-----------------|-----|----------|----------|------|--------|-------|
| 1 | 3 | | Martin RIMAN | | Fiat Uno | 1:49.213 | 5 | | 73.37 |
| 2 | 2 | | Jason GREATREX | | Fiat Uno | 1:50.509 | 8 | 1.296 | 72.51 |
| 3 | 11 | | Adrian MILLER | | Fiat Uno | 1:50.651 | 8 | 1.438 | 72.42 |
| 4 | 99 | | Steve TWIST | | Fiat Uno | 1:50.735 | 8 | 1.522 | 72.36 |
| 5 | 5 | | Kris GREATREX | | Fiat Uno | 1:52.447 | 8 | 3.234 | 71.26 |
| 6 | 15 | | Jeff STOCKTON | | Fiat Uno | 1:53.196 | 8 | 3.983 | 70.79 |
| 7 | 9 | | Hugh PETTIGREW | | Fiat Uno | 1:53.223 | 8 | 4.010 | 70.77 |
| 8 | 69 | | Mark BRADEN | | Fiat Uno | 1:53.431 | 8 | 4.218 | 70.64 |
| 9 | 29 | | Gary COBOURN | | Fiat Uno | 1:53.438 | 8 | 4.225 | 70.64 |
| 10 | 53 | | Mark SNELLING | | Fiat Uno | 1:53.495 | 8 | 4.282 | 70.60 |
| 11 | 6 | | Chris JAMES | | Fiat Uno | 1:55.186 | 5 | 5.973 | 69.57 |
| 12 | 89 | | Steve TOWNSEND | | Fiat Uno | 1:55.900 | 8 | 6.687 | 69.14 |
| 13 | 58 | | Dale WHITEMAN | | Fiat Uno | 1:57.101 | 8 | 7.888 | 68.43 |
| 14 | 79 | | Helen WOOLGROVE | | Fiat Uno | 1:57.271 | 8 | 8.058 | 68.33 |
| 15 | 8 | | Lee MELLING | | Fiat Uno | 1:57.853 | 8 | 8.640 | 67.99 |
| 16 | 84 | | Simon McFIE | | Fiat Uno | 1:58.241 | 8 | 9.028 | 67.77 |
| 17 | 19 | | Robin JONES | | Fiat Uno | 2:01.287 | 6 | 12.074 | 66.07 |

Weather / Track Bright / Dry

These results are provisional until the conclusion of any judicial and technical matters.

Oulton Park
Circuit Length = 2.2260 miles.
Start: 08:32 End: 08:47

| | | |
|------------------|-----------|-------------|
| Clerk of Course: | Stewards: | Timekeeper: |
|------------------|-----------|-------------|

Fiat Racing Challeng

LAP ANALYSIS - RACE 1

| | | |
|----------|-----------------------|---------------------|
| 2 | Jason GREATREX | Fiat Uno |
| 1 - | 5:47.382 | 6 - 1:51.141 |
| 2 - | 1:57.230 | 7 - 1:51.297 |
| 3 - | 1:54.031 | 8 - 1:50.509 |
| 4 - | 1:52.949 | |
| 5 - | 1:52.019 | |
| 3 | Martin RIMAN | Fiat Uno |
| 1 - | 6:00.629 | |
| 2 - | 2:20.030 | |
| 3 - | 1:52.845 | |
| 4 - | 1:49.730 | |
| 5 - | 1:49.213 | |
| 5 | Kris GREATREX | Fiat Uno |
| 1 - | 5:48.057 | 6 - 1:52.447 |
| 2 - | 1:57.240 | 7 - 1:53.447 |
| 3 - | 1:54.414 | 8 - 1:53.424 |
| 4 - | 1:53.310 | |
| 5 - | 1:52.846 | |
| 6 | Chris JAMES | Fiat Uno |
| 1 - | 5:40.794 | |
| 2 - | 1:57.559 | |
| 3 - | 2:20.365 | |
| 4 - | 1:56.406 | |
| 5 - | 1:55.186 | |
| 8 | Lee MELLING | Fiat Uno |
| 1 - | 6:06.292 | 6 - 2:00.213 |
| 2 - | 2:03.493 | 7 - 1:57.994 |
| 3 - | 2:05.873 | 8 - 1:57.853 |
| 4 - | 1:59.775 | |
| 5 - | 2:00.731 | |
| 9 | Hugh PETTIGREW | Fiat Uno |
| 1 - | 5:56.083 | 6 - 1:53.223 |
| 2 - | 2:02.807 | 7 - 1:53.507 |
| 3 - | 1:56.007 | 8 - 1:53.402 |
| 4 - | 1:54.995 | |
| 5 - | 1:53.927 | |

Weather / Track Bright / Dry

These results are provisional until the conclusion of any judicial and technical matters.

Oulton Park
Circuit Length = 2.2260 miles.
Start: 08:32 End: 08:47

| | | |
|------------------|-----------|-------------|
| Clerk of Course: | Stewards: | Timekeeper: |
|------------------|-----------|-------------|

Fiat Racing Challeng

LAP ANALYSIS - RACE 1

(contd.)

| | | |
|---------------------|----------------------|----------|
| 11 | Adrian MILLER | Fiat Uno |
| 1 - 6:22.349 | 6 - 1:55.771 | |
| 2 - 2:02.760 | 7 - 1:50.651 | |
| 3 - 1:55.670 | 8 - 1:52.105 | |
| 4 - 1:53.305 | | |
| 5 - 1:51.540 | | |
| 15 | Jeff STOCKTON | Fiat Uno |
| 1 - 5:55.334 | 6 - 1:54.458 | |
| 2 - 2:02.727 | 7 - 1:54.149 | |
| 3 - 1:56.578 | 8 - 1:53.196 | |
| 4 - 1:56.636 | | |
| 5 - 1:55.884 | | |
| 19 | Robin JONES | Fiat Uno |
| 1 - 5:52.897 | 6 - 2:22.807P | |
| 2 - 2:06.961 | | |
| 3 - 2:24.296P | | |
| 4 - 2:38.038 | | |
| 5 - 2:01.287 | | |
| 29 | Gary COBOURN | Fiat Uno |
| 1 - 5:56.386 | 6 - 1:53.953 | |
| 2 - 1:59.881 | 7 - 1:53.732 | |
| 3 - 1:56.281 | 8 - 1:53.438 | |
| 4 - 1:55.364 | | |
| 5 - 1:54.251 | | |
| 53 | Mark SNELLING | Fiat Uno |
| 1 - 5:54.655 | 6 - 1:53.546 | |
| 2 - 2:06.291 | 7 - 1:53.605 | |
| 3 - 1:59.236 | 8 - 1:53.495 | |
| 4 - 1:54.768 | | |
| 5 - 1:54.616 | | |
| 58 | Dale WHITEMAN | Fiat Uno |
| 1 - 5:58.300 | 6 - 1:59.972 | |
| 2 - 2:05.711 | 7 - 1:58.020 | |
| 3 - 2:18.091 | 8 - 1:57.101 | |
| 4 - 2:02.817 | | |
| 5 - 1:58.459 | | |

Weather / Track Bright / Dry

These results are provisional until the conclusion of any judicial and technical matters.

Oulton Park
Circuit Length = 2.2260 miles.
Start: 08:32 End: 08:47

| | | |
|------------------|-----------|-------------|
| Clerk of Course: | Stewards: | Timekeeper: |
|------------------|-----------|-------------|

Fiat Racing Challeng

LAP ANALYSIS - RACE 1

(contd.)

| | | |
|---------------------|------------------------|----------|
| 69 | Mark BRADEN | Fiat Uno |
| 1 - 6:01.990 | 6 - 1:55.639 | |
| 2 - 2:03.861 | 7 - 1:54.682 | |
| 3 - 2:00.131 | 8 - 1:53.431 | |
| 4 - 1:56.979 | | |
| 5 - 1:56.033 | | |
| 79 | Helen WOOLGROVE | Fiat Uno |
| 1 - 6:09.916 | 6 - 2:00.395 | |
| 2 - 2:03.337 | 7 - 1:57.998 | |
| 3 - 2:07.724 | 8 - 1:57.271 | |
| 4 - 2:02.138 | | |
| 5 - 1:58.257 | | |
| 84 | Simon McFIE | Fiat Uno |
| 1 - 5:57.583 | 6 - 2:00.398 | |
| 2 - 2:05.384 | 7 - 1:58.727 | |
| 3 - 2:03.945 | 8 - 1:58.241 | |
| 4 - 1:59.599 | | |
| 5 - 2:00.389 | | |
| 89 | Steve TOWNSEND | Fiat Uno |
| 1 - 5:58.663 | 6 - 1:57.038 | |
| 2 - 2:03.522 | 7 - 1:57.478 | |
| 3 - 1:58.887 | 8 - 1:57.117 | |
| 4 - 1:56.048 | | |
| 5 - 1:55.900 | | |
| 99 | Steve TWIST | Fiat Uno |
| 1 - 6:22.837 | 6 - 1:54.025 | |
| 2 - 2:04.964 | 7 - 1:51.339 | |
| 3 - 1:55.257 | 8 - 1:50.735 | |
| 4 - 1:54.031 | | |
| 5 - 1:51.625 | | |

Weather / Track Bright / Dry


These results are provisional until the conclusion of any judicial and technical matters.

Oulton Park
Circuit Length = 2.2260 miles.
Start: 08:32 End: 08:47

| | | |
|------------------|-----------|-------------|
| Clerk of Course: | Stewards: | Timekeeper: |
|------------------|-----------|-------------|

Fiat Racing Challenge

GRID - RACE 1

| | | | |
|--|----|-----------|--------------|
| ROW 9 | 19 | JONES | |
| ROW 8 | 8 | MELLING | 84 McFIE |
| ROW 7 | 58 | WHITEMAN | 79 WOOLGROVE |
| ROW 6 | 6 | JAMES | 89 TOWNSEND |
| ROW 5 | 29 | COBOURN | 53 SNELLING |
| ROW 4 | 9 | PETTIGREW | 69 BRADEN |
| ROW 3 | 5 | GREATREX | 15 STOCKTON |
| ROW 2 | 11 | MILLER | 99 TWIST |
| ROW 1 | 3 | RIMAN | 2 GREATREX |
| POLE | | | |
|  | | | |

Weather / Track Bright / Dry

These results are provisional until the conclusion of any judicial and technical matters.

Oulton Park
Circuit Length = 2.2260 miles.
Start: 08:32 End: 08:47

| | | |
|------------------|-----------|-------------|
| Clerk of Course: | Stewards: | Timekeeper: |
|------------------|-----------|-------------|

Fiat Racing Challeng

RACE CLASSIFICATION - RACE 1

| POS | NO | CL | NAME | NAT | ENTRY | TIME | LAPS | GAP | MPH | BEST |
|-----|----|----|-----------------|-----|----------|-----------|------|----------|-------|----------|
| 1 | 3 | | Martin RIMAN | | Fiat Uno | 18:19.521 | 10 | | 72.88 | 1:48.654 |
| 2 | 2 | | Jason GREATREX | | Fiat Uno | 18:20.950 | 10 | 1.429 | 72.78 | 1:48.760 |
| 3 | 11 | | Adrian MILLER | | Fiat Uno | 18:21.921 | 10 | 2.400 | 72.72 | 1:48.561 |
| 4 | 99 | | Steve TWIST | | Fiat Uno | 18:28.847 | 10 | 9.326 | 72.27 | 1:49.819 |
| 5 | 5 | | Kris GREATREX | | Fiat Uno | 18:37.367 | 10 | 17.846 | 71.71 | 1:50.312 |
| 6 | 69 | | Mark BRADEN | | Fiat Uno | 18:49.512 | 10 | 29.991 | 70.94 | 1:51.498 |
| 7 | 6 | | Chris JAMES | | Fiat Uno | 18:52.603 | 10 | 33.082 | 70.75 | 1:50.988 |
| 8 | 53 | | Mark SNELLING | | Fiat Uno | 18:53.827 | 10 | 34.306 | 70.67 | 1:51.357 |
| 9 | 9 | | Hugh PETTIGREW | | Fiat Uno | 18:59.192 | 10 | 39.671 | 70.34 | 1:51.760 |
| 10 | 15 | | Jeff STOCKTON | | Fiat Uno | 19:06.116 | 10 | 46.595 | 69.92 | 1:51.888 |
| 11 | 29 | | Gary COBOURN | | Fiat Uno | 19:11.009 | 10 | 51.488 | 69.62 | 1:52.731 |
| 12 | 25 | | Pete STOCKTON | | Fiat Uno | 19:39.378 | 10 | 1:19.857 | 67.94 | 1:55.646 |
| 13 | 58 | | Dale WHITEMAN | | Fiat Uno | 19:40.967 | 10 | 1:21.446 | 67.85 | 1:55.572 |
| 14 | 19 | | Robin JONES | | Fiat Uno | 19:41.692 | 10 | 1:22.171 | 67.81 | 1:53.767 |
| 15 | 84 | | Simon McFIE | | Fiat Uno | 20:00.409 | 10 | 1:40.888 | 66.75 | 1:56.120 |
| 16 | 79 | | Helen WOOLGROVE | | Fiat Uno | 20:18.129 | 10 | 1:58.608 | 65.78 | 1:57.035 |
| 17 | 92 | | Andy BOOY | | Fiat Uno | 18:26.506 | 9 | 1 LAP | 65.18 | 1:57.624 |
| 18 | 20 | | Dave HORWOOD | | Fiat Uno | 19:37.479 | 9 | 1 LAP | 61.25 | 2:06.368 |

NOT CLASSIFIED

| | | | | | | | | | | |
|----|--|--|----------------|--|----------|----------|---|--------|-------|----------|
| 8 | | | Lee MELLING | | Fiat Uno | 9:56.236 | 5 | D.N.F. | 67.20 | 1:56.834 |
| 89 | | | Steve TOWNSEND | | Fiat Uno | 2:04.183 | 1 | D.N.F. | 64.53 | 2:04.183 |

FASTEST LAP

| | | | | | | | | | | |
|----|--|--|---------------|--|----------|----------|---|----------|--|-----------|
| 11 | | | Adrian MILLER | | Fiat Uno | 1:48.561 | 6 | 73.81mph | | 118.79kph |
|----|--|--|---------------|--|----------|----------|---|----------|--|-----------|

Weather / Track Sunny / Dry

These results are provisional until the conclusion of any judicial and technical matters.

Oulton Park
Circuit Length = 2.2260 miles.
Start: 12:42 End: 13:00

| | | |
|------------------|-----------|-------------|
| Clerk of Course: | Stewards: | Timekeeper: |
|------------------|-----------|-------------|

Fiat Racing Challeng LAP CHART - RACE 1

| Lap 1 | | | Lap 2 | | | Lap 3 | | | Lap 4 | | | Lap 5 | | |
|-------|--------|----------|-------|--------|----------|-------|----------|----------|-------|----------|----------|-------|----------|----------|
| No | Behind | Laptime | No | Behind | Laptime | No | Behind | Laptime | No | Behind | Laptime | No | Behind | Laptime |
| 2 | | 1:55.604 | 2 | | 1:49.724 | 2 | | 1:49.312 | 3 | | 1:48.654 | 3 | | 1:49.007 |
| 3 | 0.587 | 1:56.191 | 3 | 0.398 | 1:49.535 | 3 | 0.462 | 1:49.376 | 2 | 0.540 | 1:49.656 | 2 | 0.328 | 1:48.795 |
| 11 | 1.673 | 1:57.277 | 11 | 1.085 | 1:49.136 | 11 | 0.872 | 1:49.099 | 11 | 0.948 | 1:49.192 | 11 | 2.302 | 1:50.361 |
| 99 | 2.036 | 1:57.640 | 99 | 2.425 | 1:50.113 | 99 | 3.314 | 1:50.201 | 99 | 4.210 | 1:50.012 | 99 | 5.022 | 1:49.819 |
| 5 | 2.992 | 1:58.596 | 5 | 3.580 | 1:50.312 | 5 | 4.919 | 1:50.651 | 5 | 6.605 | 1:50.802 | 5 | 8.590 | 1:50.992 |
| 15 | 4.154 | 1:59.758 | 15 | 6.506 | 1:52.076 | 15 | 9.083 | 1:51.889 | 15 | 12.782 | 1:52.815 | 15 | 15.663 | 1:51.888 |
| 9 | 4.654 | 2:00.258 | 9 | 7.337 | 1:52.407 | 69 | 9.724 | 1:51.498 | 9 | 13.158 | 1:52.489 | 9 | 16.553 | 1:52.402 |
| 69 | 5.542 | 2:01.146 | 69 | 7.538 | 1:51.720 | 9 | 9.785 | 1:51.760 | 69 | 14.482 | 1:53.874 | 69 | 17.021 | 1:51.546 |
| 6 | 6.766 | 2:02.370 | 6 | 8.736 | 1:51.694 | 6 | 10.573 | 1:51.149 | 6 | 14.580 | 1:53.123 | 6 | 17.557 | 1:51.984 |
| 53 | 7.937 | 2:03.541 | 53 | 11.420 | 1:53.207 | 53 | 14.442 | 1:52.334 | 53 | 17.459 | 1:52.133 | 53 | 20.234 | 1:51.782 |
| 29 | 8.188 | 2:03.792 | 29 | 16.436 | 1:57.972 | 29 | 21.150 | 1:54.026 | 29 | 26.324 | 1:54.290 | 29 | 31.153 | 1:53.836 |
| 89 | 8.579 | 2:04.183 | 8 | 19.706 | 1:58.342 | 8 | 27.906 | 1:57.512 | 8 | 35.624 | 1:56.834 | 8 | 43.473 | 1:56.856 |
| 8 | 11.088 | 2:06.692 | 58 | 20.458 | 1:58.367 | 58 | 28.666 | 1:57.520 | 25 | 37.172 | 1:56.702 | 25 | 43.955 | 1:55.790 |
| 58 | 11.815 | 2:07.419 | 25 | 23.252 | 1:58.486 | 25 | 29.586 | 1:55.646 | 58 | 37.612 | 1:58.062 | 58 | 44.971 | 1:56.366 |
| 25 | 14.490 | 2:10.094 | 19 | 32.932 | 1:59.996 | 19 | 40.147 | 1:56.527 | 19 | 47.100 | 1:56.069 | 19 | 54.001 | 1:55.908 |
| 92 | 19.846 | 2:15.450 | 84 | 34.234 | 1:58.956 | 84 | 41.989 | 1:57.067 | 84 | 50.208 | 1:57.335 | 84 | 1:00.469 | 1:59.268 |
| 19 | 22.660 | 2:18.264 | 92 | 35.864 | 2:05.742 | 92 | 49.312 | 2:02.760 | 92 | 1:02.825 | 2:02.629 | 79 | 1:15.417 | 1:58.830 |
| 84 | 25.002 | 2:20.606 | 79 | 46.039 | 2:03.333 | 79 | 56.888 | 2:00.161 | 79 | 1:05.594 | 1:57.822 | 92 | 1:16.810 | 2:02.992 |
| 20 | 25.432 | 2:21.036 | 20 | 49.257 | 2:13.549 | 20 | 1:08.998 | 2:09.053 | 20 | 1:27.260 | 2:07.378 | 20 | 1:45.363 | 2:07.110 |
| 79 | 32.430 | 2:28.034 | | | | | | | | | | | | |

Fiat Racing Challeng

LAP CHART - RACE 1

(contd.)

| Lap 6 | | | Lap 7 | | | Lap 8 | | | Lap 9 | | | Lap 10 | | |
|-------|----------|----------|-------|----------|----------|-------|----------|----------|-------|----------|----------|--------|----------|----------|
| No | Behind | Laptime | No | Behind | Laptime | No | Behind | Laptime | No | Behind | Laptime | No | Behind | Laptime |
| 3 | | 1:50.061 | 3 | | 1:49.068 | 3 | | 1:48.972 | 3 | | 1:49.015 | 3 | | 1:49.642 |
| 2 | 0.204 | 1:49.937 | 2 | 0.409 | 1:49.273 | 2 | 0.358 | 1:48.921 | 2 | 0.103 | 1:48.760 | 2 | 1.429 | 1:50.968 |
| 11 | 0.802 | 1:48.561 | 11 | 0.959 | 1:49.225 | 11 | 0.721 | 1:48.734 | 11 | 0.470 | 1:48.764 | 11 | 2.400 | 1:51.572 |
| 99 | 4.824 | 1:49.863 | 99 | 5.976 | 1:50.220 | 99 | 7.088 | 1:50.084 | 99 | 8.609 | 1:50.536 | 92 | 1 LAP | 2:00.362 |
| 5 | 9.416 | 1:50.887 | 5 | 11.633 | 1:51.285 | 5 | 13.900 | 1:51.239 | 5 | 16.163 | 1:51.278 | 99 | 9.326 | 1:50.359 |
| 15 | 18.212 | 1:52.610 | 20 | 1 LAP | 2:11.975 | 69 | 24.851 | 1:52.099 | 69 | 27.489 | 1:51.653 | 5 | 17.846 | 1:51.325 |
| 9 | 18.528 | 1:52.036 | 15 | 21.619 | 1:52.475 | 6 | 28.163 | 1:51.760 | 6 | 31.736 | 1:52.588 | 69 | 29.991 | 1:52.144 |
| 69 | 19.053 | 1:52.093 | 69 | 21.724 | 1:51.739 | 15 | 28.529 | 1:55.882 | 53 | 32.591 | 1:51.850 | 6 | 33.082 | 1:50.988 |
| 6 | 22.962 | 1:55.466 | 6 | 25.375 | 1:51.481 | 53 | 29.756 | 1:52.118 | 9 | 37.416 | 1:51.967 | 53 | 34.306 | 1:51.357 |
| 53 | 23.412 | 1:53.239 | 53 | 26.610 | 1:52.266 | 9 | 34.464 | 1:52.014 | 15 | 44.291 | 2:04.777 | 9 | 39.671 | 1:51.897 |
| 29 | 34.628 | 1:53.536 | 9 | 31.422 | 2:01.962 | 20 | 1 LAP | 2:12.866 | 29 | 48.283 | 1:54.515 | 15 | 46.595 | 1:51.946 |
| 25 | 50.529 | 1:56.635 | 29 | 39.024 | 1:53.464 | 29 | 42.783 | 1:52.731 | 20 | 1 LAP | 2:08.144 | 29 | 51.488 | 1:52.847 |
| 58 | 53.205 | 1:58.295 | 25 | 58.592 | 1:57.131 | 25 | 1:06.276 | 1:56.656 | 25 | 1:13.845 | 1:56.584 | 20 | 1 LAP | 2:06.368 |
| 19 | 1:00.104 | 1:56.164 | 58 | 1:01.006 | 1:56.869 | 58 | 1:07.606 | 1:55.572 | 58 | 1:14.901 | 1:56.310 | 25 | 1:19.857 | 1:55.654 |
| 84 | 1:09.556 | 1:59.148 | 19 | 1:06.621 | 1:55.585 | 19 | 1:12.388 | 1:54.739 | 19 | 1:18.046 | 1:54.673 | 58 | 1:21.446 | 1:56.187 |
| 79 | 1:24.170 | 1:58.814 | 84 | 1:18.548 | 1:58.060 | 84 | 1:26.815 | 1:57.239 | 84 | 1:34.410 | 1:56.610 | 19 | 1:22.171 | 1:53.767 |
| 92 | 1:26.573 | 1:59.824 | 79 | 1:32.875 | 1:57.773 | 79 | 1:40.938 | 1:57.035 | 79 | 1:49.156 | 1:57.233 | 84 | 1:40.888 | 1:56.120 |
| | | | 92 | 1:36.628 | 1:59.123 | 92 | 1:45.280 | 1:57.624 | | | | 79 | 1:58.608 | 1:59.094 |

Dunlop Radical Enduro Championship QUALIFYING SESSION - RACE 2

| POS | NO | CL | NAME | NAT | ENTRY | TIME | LAPS | GAP | MPH |
|-----|----|----|-------------------|-----|------------------|----------|------|-------|-------|
| 1 | 90 | SR | REDWOOD/ABBOTT | | Radical SR3 | 1:22.738 | 14 | | 96.85 |
| 2 | 51 | SR | MOULTON/STILP | | Radical SR3 | 1:22.787 | 19 | 0.049 | 96.79 |
| 3 | 68 | SR | QUAIFE/MOSELEY | | Radical SR3 | 1:22.838 | 19 | 0.100 | 96.73 |
| 4 | 7 | SR | Brendan DESCHAMPS | | Radical SR3 | 1:23.871 | 19 | 1.133 | 95.54 |
| 5 | 20 | P | ASPINALL/KAISER | | Radical Prosport | 1:24.236 | 17 | 1.498 | 95.13 |
| 6 | 99 | SR | Barry WALSH | | Radical SR3 | 1:24.277 | 17 | 1.539 | 95.08 |
| 7 | 11 | P | Nick DOVE | | Radical Prosport | 1:24.300 | 17 | 1.562 | 95.06 |
| 8 | 66 | SR | WIGHTON/MORTIMER | | Radical SR3 | 1:24.320 | 17 | 1.582 | 95.03 |
| 9 | 76 | SR | MARSHALL/BRADLEY | | Radical SR3 | 1:24.369 | 18 | 1.631 | 94.98 |
| 10 | 97 | SR | Paul WARREN | | Radical SR3 | 1:24.424 | 20 | 1.686 | 94.92 |
| 11 | 37 | P | Ian FLYNN | | Radical Prosport | 1:24.874 | 18 | 2.136 | 94.41 |
| 12 | 96 | SR | Juan BARAZI | | Radical SR3 | 1:25.099 | 15 | 2.361 | 94.16 |
| 13 | 12 | P | GREEN/HAYMAN | | Radical Prosport | 1:26.104 | 18 | 3.366 | 93.06 |
| 14 | 50 | P | WILLIAMS/PLUCK | | Radical Prosport | 1:26.361 | 19 | 3.623 | 92.79 |
| 15 | 44 | P | COMPTON/WHITE | | Radical Prosport | 1:27.802 | 19 | 5.064 | 91.26 |
| 16 | 17 | P | HEPWORTH/ODDIE | | Radical Prosport | 1:27.951 | 14 | 5.213 | 91.11 |
| 17 | 61 | SR | SCHLAEPP/ELLIS | | Radical SR3 | 1:28.007 | 17 | 5.269 | 91.05 |
| 18 | 60 | SR | Simon PHILLIPS | | Radical SR3 | 1:28.607 | 18 | 5.869 | 90.44 |
| 19 | 55 | SR | BELL/BELL | | Radical SR3 | 1:29.024 | 17 | 6.286 | 90.01 |
| 20 | 77 | SR | STANLEY/REED | | Radical SR3 | 1:29.318 | 14 | 6.580 | 89.72 |

Car 60 Please fit Transponder.

Weather / Track Sunny / Dry

These results are provisional until the conclusion of any judicial and technical matters.

Oulton Park

Circuit Length = 2.2260 miles.

Start: 08:54 End: 09:24

| | | |
|------------------|-----------|-------------|
| Clerk of Course: | Stewards: | Timekeeper: |
|------------------|-----------|-------------|

Dunlop Radical Enduro Championship LAP ANALYSIS - RACE 2

| | | | | | |
|---------------|--------------------------|----------------------|----------------------|--|--|
| 7 | Brendan DESCHAMPS | Radical SR3 | | | |
| 1 - 7:29.739 | 6 - 1:27.053 | 11 - 1:26.741 | 16 - 1:23.871 | | |
| 2 - 1:34.034 | 7 - 1:26.395 | 12 - 1:28.613 | 17 - 1:26.174 | | |
| 3 - 1:30.155 | 8 - 1:31.352P | 13 - 1:33.089 | 18 - 1:33.363 | | |
| 4 - 1:28.327 | 9 - 3:25.016 | 14 - 1:29.023 | 19 - 1:28.174 | | |
| 5 - 1:30.313 | 10 - 1:25.753 | 15 - 1:30.957 | | | |
| 11 | Nick DOVE | Radical Prosport | | | |
| 1 - 7:44.016 | 6 - 1:27.106 | 11 - 1:25.545 | 16 - 1:24.300 | | |
| 2 - 1:33.301 | 7 - 1:42.553P | 12 - 1:26.656 | 17 - 1:42.696P | | |
| 3 - 1:29.738 | 8 - 5:13.922 | 13 - 1:28.167 | | | |
| 4 - 1:31.801 | 9 - 1:26.764 | 14 - 1:25.669 | | | |
| 5 - 1:27.635 | 10 - 1:28.501 | 15 - 1:24.536 | | | |
| 12 | GREEN/HAYMAN | Radical Prosport | | | |
| 1 - 7:30.736 | 6 - 1:29.051 | 11 - 1:26.533 | 16 - 1:27.049 | | |
| 2 - 1:39.320 | 7 - 1:34.441P | 12 - 1:27.707 | 17 - 1:27.101 | | |
| 3 - 1:33.932 | 8 - 3:00.728 | 13 - 1:28.128 | 18 - 1:39.472P | | |
| 4 - 1:31.272 | 9 - 1:28.713 | 14 - 1:28.465 | | | |
| 5 - 1:28.922 | 10 - 1:27.283 | 15 - 1:26.104 | | | |
| 17 | HEPWORTH/ODDIE | Radical Prosport | | | |
| 1 - 8:01.421 | 6 - 1:43.582 | 11 - 1:30.554 | | | |
| 2 - 1:58.018 | 7 - 1:42.877 | 12 - 1:30.211 | | | |
| 3 - 1:53.054 | 8 - 1:47.392P | 13 - 1:28.954 | | | |
| 4 - 1:50.039 | 9 - 5:36.964 | 14 - 1:27.951 | | | |
| 5 - 1:45.360 | 10 - 1:34.702 | | | | |
| 20 | ASPINALL/KAISER | Radical Prosport | | | |
| 1 - 7:24.575 | 6 - 3:26.344 | 11 - 1:25.734 | 16 - 1:49.186 | | |
| 2 - 1:38.085 | 7 - 1:29.113 | 12 - 1:34.643P | 17 - 1:48.560P | | |
| 3 - 1:27.861 | 8 - 1:27.879 | 13 - 2:48.089 | | | |
| 4 - 1:26.309 | 9 - 1:27.804 | 14 - 1:25.007 | | | |
| 5 - 1:38.426P | 10 - 1:27.131 | 15 - 1:24.236 | | | |
| 37 | Ian FLYNN | Radical Prosport | | | |
| 1 - 7:38.819 | 6 - 1:31.239 | 11 - 1:24.984 | 16 - 1:24.874 | | |
| 2 - 1:39.145 | 7 - 1:26.658 | 12 - 1:41.569P | 17 - 1:27.339 | | |
| 3 - 1:29.368 | 8 - 1:26.105 | 13 - 2:38.157 | 18 - 1:25.654 | | |
| 4 - 1:32.821 | 9 - 1:26.172 | 14 - 1:30.917 | | | |
| 5 - 1:26.856 | 10 - 1:24.955 | 15 - 1:24.992 | | | |

Car 60 Please fit Transponder.

Weather / Track Sunny / Dry

These results are provisional until the conclusion of any judicial and technical matters.

Oulton Park

Circuit Length = 2.2260 miles.

Start: 08:54 End: 09:24

| | | |
|------------------|-----------|-------------|
| Clerk of Course: | Stewards: | Timekeeper: |
|------------------|-----------|-------------|

Dunlop Radical Enduro Championship

LAP ANALYSIS - RACE 2

(contd.)

| | | | | | | | |
|-----------|-----------------------|------------------|-----------------|------|-----------|------|-----------------|
| 44 | COMPTON/WHITE | Radical Prosport | | | | | |
| 1 - | 7:28.577 | 6 - | 1:34.794 | 11 - | 1:37.030P | 16 - | 1:28.558 |
| 2 - | 1:42.983 | 7 - | 1:33.839 | 12 - | 2:18.753 | 17 - | 1:27.802 |
| 3 - | 1:36.925 | 8 - | 1:33.356 | 13 - | 1:31.135 | 18 - | 1:29.229 |
| 4 - | 1:37.982 | 9 - | 1:38.179 | 14 - | 1:30.249 | 19 - | 1:39.203 |
| 5 - | 1:34.971 | 10 - | 1:31.937 | 15 - | 1:34.590 | | |
| 50 | WILLIAMS/PLUCK | Radical Prosport | | | | | |
| 1 - | 7:40.600 | 6 - | 1:28.820 | 11 - | 2:48.130 | 16 - | 1:27.080 |
| 2 - | 1:34.906 | 7 - | 1:28.282 | 12 - | 1:31.578 | 17 - | 1:29.532 |
| 3 - | 1:32.217 | 8 - | 1:27.192 | 13 - | 1:30.284 | 18 - | 1:28.382 |
| 4 - | 1:32.855 | 9 - | 1:26.361 | 14 - | 1:28.053 | 19 - | 1:27.784 |
| 5 - | 1:29.425 | 10 - | 1:37.909P | 15 - | 1:27.364 | | |
| 51 | MOULTON/STILP | Radical SR3 | | | | | |
| 1 - | 7:08.632 | 6 - | 1:24.542 | 11 - | 1:32.267P | 16 - | 1:25.441 |
| 2 - | 1:39.083 | 7 - | 1:24.796 | 12 - | 3:19.916 | 17 - | 1:22.787 |
| 3 - | 1:28.125 | 8 - | 1:24.080 | 13 - | 1:27.211 | 18 - | 1:27.850 |
| 4 - | 1:26.088 | 9 - | 1:45.964 | 14 - | 1:26.717 | 19 - | 1:23.526 |
| 5 - | 1:25.442 | 10 - | 1:23.943 | 15 - | 1:23.647 | | |
| 55 | BELL/BELL | Radical SR3 | | | | | |
| 1 - | 7:29.584 | 6 - | 1:32.134 | 11 - | 3:08.707 | 16 - | 1:31.439 |
| 2 - | 1:41.333 | 7 - | 1:29.450 | 12 - | 1:36.819 | 17 - | 1:33.988 |
| 3 - | 1:34.640 | 8 - | 1:29.024 | 13 - | 1:33.071 | | |
| 4 - | 1:38.468 | 9 - | 1:30.142 | 14 - | 1:31.047 | | |
| 5 - | 1:31.246 | 10 - | 1:37.431P | 15 - | 1:31.550 | | |
| 60 | Simon PHILLIPS | Radical SR3 | | | | | |
| 1 - | 7:53.781P | 6 - | 2:46.725 | 11 - | 1:33.036 | 16 - | 1:28.607 |
| 2 - | 2:21.828 | 7 - | 1:34.366 | 12 - | 1:31.150 | 17 - | 1:29.289 |
| 3 - | 1:40.088 | 8 - | 1:32.042 | 13 - | 1:29.838 | 18 - | 1:29.175 |
| 4 - | 1:39.797 | 9 - | 1:32.504 | 14 - | 1:30.234 | | |
| 5 - | 1:41.131P | 10 - | 1:33.293 | 15 - | 1:29.193 | | |
| 61 | SCHLAEPP/ELLIS | Radical SR3 | | | | | |
| 1 - | 7:19.992 | 6 - | 1:35.840 | 11 - | 1:32.095 | 16 - | 1:28.007 |
| 2 - | 3:25.236 | 7 - | 1:36.038 | 12 - | 1:29.594 | 17 - | 1:54.210P |
| 3 - | 1:40.800 | 8 - | 1:35.252 | 13 - | 1:29.577 | | |
| 4 - | 1:38.114 | 9 - | 1:39.878P | 14 - | 1:29.912 | | |
| 5 - | 1:36.138 | 10 - | 2:58.612 | 15 - | 1:29.019 | | |

Car 60 Please fit Transponder.

Weather / Track Sunny / Dry

These results are provisional until the conclusion of any judicial and technical matters.

Oulton Park

Circuit Length = 2.2260 miles.

Start: 08:54 End: 09:24

| | | |
|------------------|-----------|-------------|
| Clerk of Course: | Stewards: | Timekeeper: |
|------------------|-----------|-------------|

Dunlop Radical Enduro Championship

LAP ANALYSIS - RACE 2

(contd.)

| | | | | | |
|---------------|-------------------------|----------------------|----------------------|--|--|
| 66 | WIGHTON/MORTIMER | Radical SR3 | | | |
| 1 - 7:23.079 | 6 - 1:29.709P | 11 - 1:24.327 | 16 - 1:29.894 | | |
| 2 - 1:33.087 | 7 - 3:23.098 | 12 - 2:06.784P | 17 - 1:24.367 | | |
| 3 - 1:27.236 | 8 - 1:27.714 | 13 - 2:49.035 | | | |
| 4 - 1:27.369 | 9 - 1:25.292 | 14 - 1:25.727 | | | |
| 5 - 1:24.969 | 10 - 1:24.567 | 15 - 1:24.320 | | | |
| 68 | QUAIFE/MOSELEY | Radical SR3 | | | |
| 1 - 7:24.691 | 6 - 1:26.951 | 11 - 1:24.104 | 16 - 1:25.235 | | |
| 2 - 1:39.484 | 7 - 1:26.307 | 12 - 1:41.725 | 17 - 1:22.838 | | |
| 3 - 1:31.708 | 8 - 1:25.894 | 13 - 1:24.164 | 18 - 1:31.816 | | |
| 4 - 1:29.103 | 9 - 1:31.860P | 14 - 1:26.703 | 19 - 1:22.957 | | |
| 5 - 1:28.981 | 10 - 2:54.426 | 15 - 1:23.191 | | | |
| 76 | MARSHALL/BRADLEY | Radical SR3 | | | |
| 1 - 7:29.112 | 6 - 1:24.369 | 11 - 1:34.801 | 16 - 1:35.859 | | |
| 2 - 1:31.962 | 7 - 1:30.897P | 12 - 1:32.871 | 17 - 1:34.114 | | |
| 3 - 1:26.843 | 8 - 3:59.269 | 13 - 1:34.360 | 18 - 1:40.951 | | |
| 4 - 1:25.804 | 9 - 1:38.198 | 14 - 1:34.097 | | | |
| 5 - 1:33.282 | 10 - 1:36.697 | 15 - 1:31.409 | | | |
| 77 | STANLEY/REED | Radical SR3 | | | |
| 1 - 7:42.520 | 6 - 1:31.841 | 11 - 1:40.437P | | | |
| 2 - 1:40.376 | 7 - 1:30.305 | 12 - 2:11.615 | | | |
| 3 - 1:34.849 | 8 - 1:30.131 | 13 - 1:30.881 | | | |
| 4 - 1:32.179 | 9 - 1:59.023P | 14 - 1:29.318 | | | |
| 5 - 1:31.716 | 10 - 3:30.984 | | | | |
| 90 | REDWOOD/ABBOTT | Radical SR3 | | | |
| 1 - 7:45.192 | 6 - 1:34.662 | 11 - 1:25.919 | | | |
| 2 - 1:39.271P | 7 - 1:23.606 | 12 - 1:23.165 | | | |
| 3 - 6:23.013 | 8 - 1:23.218 | 13 - 1:34.171 | | | |
| 4 - 1:32.397 | 9 - 1:30.199P | 14 - 1:22.738 | | | |
| 5 - 1:24.226 | 10 - 4:17.572 | | | | |
| 96 | Juan BARAZI | Radical SR3 | | | |
| 1 - 7:07.083 | 6 - 1:27.662 | 11 - 1:28.073 | | | |
| 2 - 1:37.071 | 7 - 1:29.940P | 12 - 1:25.099 | | | |
| 3 - 1:32.077 | 8 - 4:34.249 | 13 - 1:41.789P | | | |
| 4 - 1:29.125 | 9 - 1:26.386 | 14 - 4:53.579 | | | |
| 5 - 1:27.520 | 10 - 1:25.563 | 15 - 1:51.163P | | | |

Car 60 Please fit Transponder.

Weather / Track Sunny / Dry

These results are provisional until the conclusion of any judicial and technical matters.

Oulton Park

Circuit Length = 2.2260 miles.

Start: 08:54 End: 09:24

| | | |
|------------------|-----------|-------------|
| Clerk of Course: | Stewards: | Timekeeper: |
|------------------|-----------|-------------|

Dunlop Radical Enduro Championship

LAP ANALYSIS - RACE 2

(contd.)

| 97 | Paul WARREN | | | | Radical SR3 | | | |
|---------------|--------------------|---------------|----------------------|--|-------------|--|--|--|
| 1 - 7:07.954 | 6 - 2:15.408 | 11 - 1:28.812 | 16 - 1:25.375 | | | | | |
| 2 - 1:37.730 | 7 - 1:29.588 | 12 - 1:29.213 | 17 - 1:24.424 | | | | | |
| 3 - 1:32.190 | 8 - 1:25.908 | 13 - 1:26.277 | 18 - 1:24.887 | | | | | |
| 4 - 1:33.699 | 9 - 2:04.972 | 14 - 1:25.806 | 19 - 1:24.805 | | | | | |
| 5 - 1:32.469P | 10 - 1:26.322 | 15 - 1:26.009 | 20 - 1:26.241 | | | | | |

| 99 | Barry WALSH | | | | Radical SR3 | | | |
|---------------|--------------------|----------------------|---------------|--|-------------|--|--|--|
| 1 - 7:21.413 | 6 - 1:34.223P | 11 - 1:34.441P | 16 - 1:32.832 | | | | | |
| 2 - 1:31.477 | 7 - 3:12.851 | 12 - 3:07.017 | 17 - 1:29.233 | | | | | |
| 3 - 1:28.283 | 8 - 1:26.414 | 13 - 1:26.204 | | | | | | |
| 4 - 1:31.831P | 9 - 1:25.231 | 14 - 1:24.938 | | | | | | |
| 5 - 3:31.261 | 10 - 1:24.854 | 15 - 1:24.277 | | | | | | |

Car 60 Please fit Transponder.

Weather / Track Sunny / Dry

These results are provisional until the conclusion of any judicial and technical matters.

Oulton Park

Circuit Length = 2.2260 miles.

Start: 08:54 End: 09:24


| | | |
|------------------|-----------|-------------|
| Clerk of Course: | Stewards: | Timekeeper: |
|------------------|-----------|-------------|

Dunlop Radical Enduro Championship

GRID RACE 2 Amended

| | | | | |
|--------|----|-----------------|----|------------------|
| ROW 10 | 77 | STANLEY/REED | 37 | FLYNN |
| ROW 9 | 60 | PHILLIPS | 55 | BELL/BELL |
| ROW 8 | 17 | HEPWORTH/ODDIE | 61 | SCHLAEPPI/ELLIS |
| ROW 7 | 50 | WILLIAMS/PLUCK | 44 | COMPTON/WHITE |
| ROW 6 | 96 | BARAZI | 12 | GREEN/HAYMAN |
| ROW 5 | 76 | RIHON/DONNELLY | 97 | WARREN |
| ROW 4 | 11 | DOVE | 66 | WIGHTON/MORTIMER |
| ROW 3 | 20 | ASPINALL/KAISER | 99 | McKEVER |
| ROW 2 | 68 | QUAIFE/MOSELEY | 7 | DESCHAMPS |
| ROW 1 | 90 | REDWOOD/ABBOTT | 51 | MOULTON/STILP |

POLE



Car 60 Please fit Transponder. Car 37 Times disallowed O.3.3

Weather / Track Sunny / Dry

These results are provisional until the conclusion of any judicial and technical matters.

Silverstone

Circuit Length = 1.6390 miles.


Start: 08:54 End: 09:24

| | | |
|------------------|-----------|-------------|
| Clerk of Course: | Stewards: | Timekeeper: |
|------------------|-----------|-------------|

Dunlop Radical Enduro Championship

GRID RACE 5

| | | | | |
|-------------|----------|----|-----------------|--------------------------------|
| ROW 10 | 1:38.538 | 76 | RIHON/DONNELLY | |
| ROW 9 | 1:28.101 | 12 | GREEN/HAYMAN | 1:28.645 55 BELL/BELL |
| ROW 8 | 1:27.449 | 17 | HEPWORTH/ODDIE | 1:27.819 50 WILLIAMS/PLUCK |
| ROW 7 | 1:25.344 | 37 | FLYNN | 1:27.180 61 SCHLAEPPI/ELLIS |
| ROW 6 | 1:27.265 | 60 | PHILLIPS | 1:24.224 97 WARREN |
| ROW 5 | 1:26.393 | 44 | COMPTON/WHITE | 1:26.249 77 STANLEY/REED |
| ROW 4 | 1:25.037 | 99 | McKEVER | 1:23.122 68 QUAIFE/MOSELEY |
| ROW 3 | 1:25.274 | 20 | ASPINALL/KAISER | 1:24.626 7 DESCHAMPS |
| ROW 2 | 1:24.582 | 96 | BARAZI | 1:24.568 11 DOVE |
| ROW 1 | 1:22.930 | 90 | REDWOOD/ABBOTT | 1:23.792 51 MOULTON/STILP |
| POLE | | | | |



Car 50 180 Sec Penalty Pit on Lap 4 Car 97 120 Sec Pen Pit on Lap 2
Weather / Track Sunny / Dry

Oulton Park
Circuit Length = 2.2260 miles.
Start: 13:38 End: 14:12

| | | |
|------------------|-----------|-------------|
| Clerk of Course: | Stewards: | Timekeeper: |
|------------------|-----------|-------------|

**Dunlop Radical Enduro Championship
GRID RACE 5**

(contd.)



**Car 50 180 Sec Penalty Pit on Lap 4 Car 97 120 Sec Pen Pit on Lap 2
Weather / Track Sunny / Dry**

Oulton Park
Circuit Length = 2.2260 miles.
Start: 13:38 End: 14:12

| | | |
|------------------|-----------|-------------|
| Clerk of Course: | Stewards: | Timekeeper: |
|------------------|-----------|-------------|

Dunlop Radical Enduro Championship

RACE CLASSIFICATION - RACE 2

| POS | NO | CL | NAME | NAT | ENTRY | TIME | LAPS | GAP | MPH | BEST |
|----------------|----|----------------|-------------------|------------------|------------------|-----------|------|----------|-------|-----------|
| 1 | 90 | SR | REDWOOD/ABBOTT | | Radical SR3 | 34:08.966 | 24 | | 93.86 | 1:22.930 |
| 2 | 51 | SR | MOULTON/STILP | | Radical SR3 | 34:24.010 | 24 | 15.044 | 93.18 | 1:23.792 |
| 3 | 96 | SR | Juan BARAZI | | Radical SR3 | 34:57.173 | 24 | 48.207 | 91.70 | 1:24.582 |
| 4 | 11 | P | Nick DOVE | | Radical Prosport | 34:59.497 | 24 | 50.531 | 91.60 | 1:24.568 |
| 5 | 20 | P | ASPINALL/KAISER | | Radical Prosport | 35:00.349 | 24 | 51.383 | 91.56 | 1:25.274 |
| 6 | 7 | SR | Brendan DESCHAMPS | | Radical SR3 | 35:00.908 | 24 | 51.942 | 91.54 | 1:24.626 |
| 7 | 99 | SR | Ali McKEVER | | Radical SR3 | 35:04.286 | 24 | 55.320 | 91.39 | 1:25.037 |
| 8 | 68 | SR | QUAIFE/MOSELEY | | Radical SR3 | 35:31.172 | 24 | 1:22.206 | 90.24 | 1:23.122 |
| 9 | 44 | P | COMPTON/WHITE | | Radical Prosport | 34:43.765 | 23 | 1 LAP | 88.45 | 1:26.393 |
| 10 | 77 | SR | STANLEY/REED | | Radical SR3 | 34:48.205 | 23 | 1 LAP | 88.26 | 1:26.249 |
| 11 | 60 | SR | Simon PHILLIPS | | Radical SR3 | 35:16.068 | 23 | 1 LAP | 87.10 | 1:27.265 |
| 12 | 97 | SR | Paul WARREN | | Radical SR3 | 37:33.155 | 23 | 1 LAP | 81.80 | 1:24.224 |
| 13 | 61 | SR | SCHLAEPPI/ELLIS | | Radical SR3 | 34:13.011 | 22 | 2 LAPS | 85.87 | 1:27.180 |
| 14 | 17 | P | HEPWORTH/ODDIE | | Radical Prosport | 35:54.089 | 22 | 2 LAPS | 81.84 | 1:27.449 |
| 15 | 50 | P | WILLIAMS/PLUCK | | Radical Prosport | 37:19.251 | 22 | 2 LAPS | 78.73 | 1:27.819 |
| NOT CLASSIFIED | | | | | | | | | | |
| 37 | P | Ian FLYNN | | Radical Prosport | | 32:31.877 | 22 | D.N.F. | 90.32 | 1:25.344 |
| 12 | P | GREEN/HAYMAN | | Radical Prosport | | 4:32.805 | 3 | D.N.F. | 88.12 | 1:28.101 |
| 55 | SR | BELL/BELL | | Radical SR3 | | 4:42.646 | 3 | D.N.F. | 85.05 | 1:28.645 |
| 76 | SR | RIHON/DONNELLY | | Radical SR3 | | 5:18.892 | 3 | D.N.F. | 75.38 | 1:38.538 |
| FASTEST LAP | | | | | | | | | | |
| 90 | SR | REDWOOD/ABBOTT | | Radical SR3 | | 1:22.930 | 4 | 96.63mph | | 155.51kph |
| 11 | P | Nick DOVE | | Radical Prosport | | 1:24.568 | 4 | 94.75mph | | 152.50kph |

Car 50 180 Sec Penalty Pit on Lap 4 Car 97 120 Sec Pen Pit on Lap 2
Weather / Track Sunny / Dry

Oulton Park
Circuit Length = 2.2260 miles.
Start: 13:38 End: 14:12

| | | |
|------------------|-----------|-------------|
| Clerk of Course: | Stewards: | Timekeeper: |
|------------------|-----------|-------------|

Dunlop Radical Enduro Championship

RACE CLASSIFICATION - RACE 5

| POS | NO | CL | NAME | NAT | ENTRY | TIME | LAPS | GAP | MPH | BEST |
|-----|----|----|-------------------|-----|------------------|-----------|------|----------|-------|----------|
| 1 | 90 | SR | REDWOOD/ABBOTT | | Radical SR3 | 39:49.762 | 28 | | 93.89 | 1:22.992 |
| 2 | 51 | SR | MOULTON/STILP | | Radical SR3 | 40:03.989 | 28 | 14.227 | 93.33 | 1:23.854 |
| 3 | 68 | SR | QUAIFE/MOSELEY | | Radical SR3 | 40:22.733 | 28 | 32.971 | 92.61 | 1:23.193 |
| 4 | 96 | SR | Juan BARAZI | | Radical SR3 | 40:23.271 | 28 | 33.509 | 92.59 | 1:24.238 |
| 5 | 11 | P | Nick DOVE | | Radical Prosport | 40:32.209 | 28 | 42.447 | 92.25 | 1:24.572 |
| 6 | 7 | SR | Brendan DESCHAMPS | | Radical SR3 | 40:34.020 | 28 | 44.258 | 92.18 | 1:24.560 |
| 7 | 20 | P | ASPINALL/KAISER | | Radical Prosport | 40:58.893 | 28 | 1:09.131 | 91.25 | 1:24.966 |
| 8 | 50 | P | WILLIAMS/PLUCK | | Radical Prosport | 40:10.263 | 27 | 1 LAP | 89.76 | 1:25.222 |
| 9 | 44 | P | COMPTON/WHITE | | Radical Prosport | 40:16.252 | 27 | 1 LAP | 89.54 | 1:26.119 |
| 10 | 12 | P | GREEN/HAYMAN | | Radical Prosport | 40:21.862 | 27 | 1 LAP | 89.33 | 1:26.219 |
| 11 | 55 | SR | BELL/BELL | | Radical SR3 | 40:31.494 | 27 | 1 LAP | 88.98 | 1:25.140 |
| 12 | 77 | SR | STANLEY/REED | | Radical SR3 | 40:11.797 | 26 | 2 LAPS | 86.38 | 1:26.441 |
| 13 | 61 | SR | SCHLAEPPI/ELLIS | | Radical SR3 | 40:24.920 | 26 | 2 LAPS | 85.92 | 1:26.331 |
| 14 | 17 | P | HEPWORTH/ODDIE | | Radical Prosport | 41:01.380 | 26 | 2 LAPS | 84.64 | 1:26.778 |
| 15 | 76 | SR | RIHON/DONNELLY | | Radical SR3 | 40:22.212 | 25 | 3 LAPS | 82.71 | 1:31.125 |
| 16 | 99 | SR | Ali McKEVER | | Radical SR3 | 40:03.699 | 23 | 5 LAPS | 76.67 | 1:24.413 |
| 17 | 97 | SR | Paul WARREN | | Radical SR3 | 41:04.231 | 23 | 5 LAPS | 74.79 | 1:24.163 |

NOT CLASSIFIED

| | | | | | | | | |
|----|----|----------------|------------------|-----------|----|--------|-------|----------|
| 60 | SR | Simon PHILLIPS | Radical SR3 | 32:57.139 | 21 | D.N.F. | 85.11 | 1:27.589 |
| 37 | P | Ian FLYNN | Radical Prosport | 5:10.986 | 3 | D.N.F. | 77.30 | 1:28.449 |

FASTEST LAP

| | | | | | | | |
|----|----|----------------|------------------|----------|----|----------|-----------|
| 90 | SR | REDWOOD/ABBOTT | Radical SR3 | 1:22.992 | 4 | 96.55mph | 155.39kph |
| 11 | P | Nick DOVE | Radical Prosport | 1:24.572 | 12 | 94.75mph | 152.49kph |

Weather / Track Sunny / Dry

These results are provisional until the conclusion of any judicial and technical matters.

Oulton Park
Circuit Length = 2.2260 miles.
Start: 15:27 End: 16:07

| | | |
|------------------|-----------|-------------|
| Clerk of Course: | Stewards: | Timekeeper: |
|------------------|-----------|-------------|

Dunlop Radical Enduro Championship

LAP CHART - RACE 2

| Lap 1 | | | Lap 2 | | | Lap 3 | | | Lap 4 | | | Lap 5 | | |
|-------|--------|-----------|-------|--------|-----------|-------|----------|-----------|-------|----------|-----------|-------|----------|-----------|
| No | Behind | Lap time | No | Behind | Lap time | No | Behind | Lap time | No | Behind | Lap time | No | Behind | Lap time |
| 51 | 1.246 | 1:26.762 | 51 | 2.381 | 1:24.680 | 51 | 3.720 | 1:24.500 | 51 | 5.198 | 1:24.408 | 51 | 5.954 | 1:24.211 |
| 20 | 2.929 | 1:28.445 | 20 | 5.431 | 1:26.047 | 20 | 8.668 | 1:26.398 | 20 | 11.741 | 1:26.003 | 20 | 14.243 | 1:25.957 |
| 7 | 4.322 | 1:29.838 | 7 | 7.085 | 1:26.308 | 99 | 10.678 | 1:26.565 | 99 | 13.162 | 1:25.414 | 99 | 15.435 | 1:25.728 |
| 99 | 4.681 | 1:30.197 | 99 | 7.274 | 1:26.138 | 7 | 10.929 | 1:27.005 | 7 | 14.469 | 1:26.470 | 7 | 17.041 | 1:26.027 |
| 97 | 7.636 | 1:33.152 | 96 | 11.144 | 1:26.640 | 11 | 14.117 | 1:25.556 | 11 | 15.755 | 1:24.568 | 11 | 17.428 | 1:25.128 |
| 96 | 8.049 | 1:33.565 | 11 | 11.722 | 1:26.917 | 96 | 14.657 | 1:26.674 | 96 | 17.341 | 1:25.614 | 96 | 19.478 | 1:25.592 |
| 11 | 8.350 | 1:33.866 | 97 | 14.854 | 1:30.763P | 37 | 19.195 | 1:27.849 | 37 | 22.800 | 1:26.535 | 37 | 25.795 | 1:26.450 |
| 12 | 9.902 | 1:35.418 | 12 | 14.458 | 1:28.101 | 12 | 20.583 | 1:29.286 | 77 | 26.919 | 1:28.107 | 77 | 31.042 | 1:27.578 |
| 37 | 10.353 | 1:35.869 | 37 | 14.507 | 1:27.699 | 77 | 21.742 | 1:28.872 | 61 | 28.406 | 1:28.163 | 61 | 32.474 | 1:27.523 |
| 68 | 11.609 | 1:37.125P | 77 | 16.031 | 1:28.352 | 61 | 23.173 | 1:28.688 | 44 | 33.082 | 1:30.295 | 44 | 46.321 | 1:36.694P |
| 77 | 11.224 | 1:36.740 | 55 | 17.249 | 1:28.645 | 44 | 25.717 | 1:29.891 | 60 | 45.020 | 1:32.713 | 60 | 52.239 | 1:30.674 |
| 55 | 12.149 | 1:37.665 | 61 | 17.646 | 1:28.846 | 55 | 30.424 | 1:36.336P | 50 | 46.286 | 1:39.292P | 68 | 1:02.815 | 1:26.845 |
| 61 | 12.345 | 1:37.861 | 44 | 18.987 | 1:29.728 | 50 | 29.924 | 1:29.378 | 68 | 59.425 | 1:28.379 | 17 | 1:19.418 | 1:42.078P |
| 44 | 12.804 | 1:38.320 | 50 | 23.707 | 1:29.800 | 60 | 35.237 | 1:31.543 | 17 | 1:00.795 | 1:36.487 | | | |
| 76 | 15.295 | 1:40.811 | 60 | 26.855 | 1:34.442 | 17 | 47.238 | 1:37.429 | 97 | 1:23.002 | 1:25.098 | | | |
| 60 | 15.958 | 1:41.474 | 76 | 30.288 | 1:38.538 | 68 | 53.976 | 1:29.044 | | | | | | |
| 50 | 17.452 | 1:42.968 | 17 | 32.970 | 1:38.019 | 76 | 1:06.670 | 1:59.543P | | | | | | |
| 17 | 18.496 | 1:44.012 | 68 | 48.093 | 2:00.029 | 97 | 1:20.834 | 2:29.141 | | | | | | |

Car 50 180 Sec Penalty Pit on Lap 4 Car 97 120 Sec Pen Pit on Lap 2
 Weather / Track Sunny / Dry

Oulton Park
 Circuit Length = 2.2260 miles.
 Start: 13:38 End: 14:12

| | | |
|------------------|-----------|-------------|
| Clerk of Course: | Stewards: | Timekeeper: |
|------------------|-----------|-------------|

Dunlop Radical Enduro Championship

LAP CHART - RACE 2

(contd.)

| Lap 6 | | | Lap 7 | | | Lap 8 | | | Lap 9 | | | Lap 10 | | |
|-------|----------|-----------|-------|----------|----------|-------|----------|----------|-------|----------|----------|--------|----------|-----------|
| No | Behind | Lap time | No | Behind | Lap time | No | Behind | Lap time | No | Behind | Lap time | No | Behind | Lap time |
| 97 | 1 LAP | 1:25.447 | 97 | 1 LAP | 1:24.847 | 97 | 1 LAP | 1:24.637 | 97 | 1 LAP | 1:24.224 | 97 | 1 LAP | 1:24.748 |
| 51 | 5.379 | 1:24.155 | 51 | 6.223 | 1:24.167 | 51 | 6.475 | 1:24.053 | 51 | 7.572 | 1:24.427 | 51 | 8.539 | 1:24.348 |
| 20 | 15.129 | 1:25.616 | 20 | 17.740 | 1:25.934 | 44 | 1 LAP | 1:40.505 | 44 | 1 LAP | 1:27.035 | 44 | 1 LAP | 1:27.802 |
| 99 | 17.047 | 1:26.342 | 99 | 19.435 | 1:25.711 | 20 | 19.621 | 1:25.682 | 20 | 21.681 | 1:25.390 | 20 | 23.574 | 1:25.274 |
| 11 | 18.359 | 1:25.661 | 11 | 19.861 | 1:24.825 | 11 | 20.990 | 1:24.930 | 11 | 22.476 | 1:24.816 | 11 | 23.992 | 1:24.897 |
| 96 | 20.733 | 1:25.985 | 96 | 23.670 | 1:26.260 | 99 | 22.009 | 1:26.375 | 99 | 24.624 | 1:25.945 | 99 | 27.041 | 1:25.798 |
| 7 | 22.681 | 1:30.370P | 37 | 30.955 | 1:26.678 | 96 | 25.956 | 1:26.087 | 96 | 28.134 | 1:25.508 | 96 | 30.245 | 1:25.492 |
| 37 | 27.600 | 1:26.535 | 77 | 38.143 | 1:27.521 | 37 | 33.243 | 1:26.089 | 37 | 35.746 | 1:25.833 | 37 | 38.478 | 1:26.113 |
| 77 | 33.945 | 1:27.633 | 61 | 39.541 | 1:27.250 | 77 | 41.157 | 1:26.815 | 77 | 44.466 | 1:26.639 | 77 | 48.036 | 1:26.951 |
| 61 | 35.614 | 1:27.870 | 50 | 1 LAP | 1:29.410 | 61 | 43.032 | 1:27.292 | 61 | 46.882 | 1:27.180 | 61 | 51.324 | 1:27.823 |
| 50 | 1 LAP | 2:48.433 | 17 | 1 LAP | 2:24.812 | 50 | 1 LAP | 1:28.619 | 50 | 1 LAP | 1:28.920 | 7 | 1:06.899 | 1:25.338 |
| 60 | 56.763 | 1:29.254 | 7 | 1:00.935 | 2:01.577 | 17 | 1 LAP | 1:28.590 | 7 | 1:04.942 | 1:25.703 | 50 | 1 LAP | 1:29.080 |
| 68 | 1:04.640 | 1:26.555 | 60 | 1:03.344 | 1:29.904 | 7 | 1:02.569 | 1:25.435 | 17 | 1 LAP | 1:28.649 | 17 | 1 LAP | 1:27.683 |
| 44 | 1:19.393 | 1:57.802 | 68 | 1:07.629 | 1:26.312 | 60 | 1:08.658 | 1:29.115 | 68 | 1:13.614 | 1:27.054 | 60 | 1:19.404 | 1:28.194 |
| | | | | | | 68 | 1:09.890 | 1:26.062 | 60 | 1:14.591 | 1:29.263 | 68 | 1:21.475 | 1:31.242P |

Car 50 180 Sec Penalty Pit on Lap 4 Car 97 120 Sec Pen Pit on Lap 2
Weather / Track Sunny / Dry

Oulton Park
Circuit Length = 2.2260 miles.
Start: 13:38 End: 14:12

| | | |
|------------------|-----------|-------------|
| Clerk of Course: | Stewards: | Timekeeper: |
|------------------|-----------|-------------|

Dunlop Radical Enduro Championship

LAP CHART - RACE 2

(contd.)

| Lap 11 | | | Lap 12 | | | Lap 13 | | | Lap 14 | | | Lap 15 | | |
|--------|----------|----------|--------|----------|-----------|--------|----------|-----------|--------|----------|----------|--------|----------|-----------|
| No | Behind | Laptime | No | Behind | Laptime | No | Behind | Laptime | No | Behind | Laptime | No | Behind | Laptime |
| 97 | 1 LAP | 1:24.762 | 60 | 1 LAP | 1:29.174 | 60 | 1 LAP | 1:28.466 | 60 | 1 LAP | 1:29.107 | 50 | 2 LAPS | 1:28.391 |
| 51 | 9.671 | 1:24.494 | 97 | 1 LAP | 1:25.057 | 97 | 1 LAP | 1:24.805 | 97 | 1 LAP | 1:31.881 | 17 | 2 LAPS | 1:28.213 |
| 20 | 25.871 | 1:25.659 | 51 | 14.846 | 1:29.422P | 20 | 29.836 | 1:25.903 | 20 | 31.953 | 1:25.844 | 60 | 1 LAP | 1:28.265 |
| 11 | 25.945 | 1:25.315 | 20 | 27.764 | 1:26.140 | 11 | 30.149 | 1:25.787 | 68 | 1 LAP | 1:25.771 | 97 | 1 LAP | 1:25.478 |
| 44 | 1 LAP | 1:29.016 | 11 | 28.193 | 1:26.495 | 68 | 1 LAP | 1:24.487 | 11 | 32.548 | 1:26.126 | 68 | 1 LAP | 1:24.938 |
| 99 | 30.309 | 1:26.630 | 68 | 1 LAP | 1:55.713 | 44 | 1 LAP | 1:27.361 | 99 | 36.191 | 1:26.058 | 11 | 34.286 | 1:25.452 |
| 96 | 32.616 | 1:25.733 | 44 | 1 LAP | 1:27.932 | 99 | 33.860 | 1:25.638 | 61 | 1 LAP | 2:19.824 | 20 | 36.255 | 1:28.016P |
| 37 | 41.031 | 1:25.915 | 99 | 32.053 | 1:25.991 | 96 | 37.938 | 1:27.997P | 44 | 1 LAP | 1:27.707 | 99 | 38.380 | 1:25.903 |
| 77 | 52.954 | 1:28.280 | 96 | 33.772 | 1:25.403 | 51 | 41.661 | 1:50.646 | 51 | 42.612 | 1:24.678 | 51 | 44.302 | 1:25.404 |
| 61 | 55.575 | 1:27.613 | 37 | 42.977 | 1:26.193 | 37 | 45.391 | 1:26.245 | 37 | 47.008 | 1:25.344 | 44 | 1 LAP | 1:30.549 |
| 7 | 1:08.715 | 1:25.178 | 77 | 55.665 | 1:26.958 | 77 | 59.109 | 1:27.275 | 77 | 1:02.864 | 1:27.482 | 61 | 1 LAP | 1:34.113 |
| 50 | 1 LAP | 1:28.140 | 61 | 1:04.511 | 1:33.183P | 7 | 1:11.202 | 1:25.438 | 96 | 1:08.387 | 1:54.176 | 37 | 49.701 | 1:26.407 |
| 17 | 1 LAP | 1:27.482 | 7 | 1:09.595 | 1:25.127 | 50 | 1 LAP | 1:27.943 | 7 | 1:12.772 | 1:25.297 | 77 | 1:07.083 | 1:27.933 |
| | | | 50 | 1 LAP | 1:27.900 | 17 | 1 LAP | 1:27.547 | | | | 96 | 1:10.007 | 1:25.334 |
| | | | 17 | 1 LAP | 1:27.958 | | | | | | | 7 | 1:13.921 | 1:24.863 |

Car 50 180 Sec Penalty Pit on Lap 4 Car 97 120 Sec Pen Pit on Lap 2
Weather / Track Sunny / Dry

Oulton Park
Circuit Length = 2.2260 miles.
Start: 13:38 End: 14:12

| | | |
|------------------|-----------|-------------|
| Clerk of Course: | Stewards: | Timekeeper: |
|------------------|-----------|-------------|

Dunlop Radical Enduro Championship

LAP CHART - RACE 2

(contd.)

| Lap 16 | | | Lap 17 | | | Lap 18 | | | Lap 19 | | | Lap 20 | | |
|--------|----------|-----------|--------|----------|----------|--------|----------|----------|--------|----------|-----------|--------|----------|----------|
| No | Behind | Laptime | No | Behind | Laptime | No | Behind | Laptime | No | Behind | Laptime | No | Behind | Laptime |
| 50 | 2 LAPS | 1:27.819 | 17 | 2 LAPS | 1:28.484 | 60 | 1 LAP | 1:29.041 | 68 | 1 LAP | 1:23.574 | 51 | 14.080 | 1:24.787 |
| 17 | 2 LAPS | 1:27.449 | 50 | 2 LAPS | 1:29.374 | 68 | 1 LAP | 1:23.330 | 60 | 1 LAP | 1:33.574P | 77 | 1 LAP | 1:28.844 |
| 97 | 1 LAP | 1:25.841 | 97 | 1 LAP | 1:26.638 | 77 | 1 LAP | 2:10.912 | 77 | 1 LAP | 1:26.249 | 44 | 1 LAP | 1:26.535 |
| 60 | 1 LAP | 1:28.288 | 60 | 1 LAP | 1:28.837 | 99 | 15.360 | 1:25.364 | 51 | 15.544 | 1:24.946 | 11 | 46.710 | 1:26.230 |
| 68 | 1 LAP | 1:23.218 | 68 | 1 LAP | 1:23.122 | 51 | 16.198 | 1:24.105 | 99 | 19.065 | 1:29.305P | 96 | 46.748 | 1:26.118 |
| 11 | 39.440 | 1:28.564P | 99 | 40.138 | 1:26.110 | 44 | 1 LAP | 1:27.103 | 44 | 1 LAP | 1:26.407 | 20 | 47.805 | 1:25.797 |
| 99 | 40.762 | 1:25.792 | 51 | 42.235 | 1:23.792 | 11 | 45.867 | 1:27.177 | 11 | 46.731 | 1:26.464 | 7 | 52.388 | 1:25.513 |
| 51 | 45.177 | 1:24.285 | 44 | 1 LAP | 1:26.578 | 96 | 46.276 | 1:26.800 | 96 | 46.881 | 1:26.205 | 60 | 1 LAP | 2:09.788 |
| 44 | 1 LAP | 1:27.114 | 61 | 1 LAP | 1:33.574 | 20 | 47.242 | 1:26.200 | 20 | 48.259 | 1:26.617 | 99 | 53.253 | 2:00.439 |
| 37 | 57.980 | 1:31.689P | 11 | 1:08.832 | 1:56.126 | 61 | 1 LAP | 1:33.849 | 7 | 53.126 | 1:25.293 | 61 | 1 LAP | 1:32.567 |
| 61 | 1 LAP | 1:34.572 | 96 | 1:09.618 | 1:24.582 | 7 | 53.433 | 1:25.108 | 61 | 1 LAP | 1:34.511 | 37 | 1:08.186 | 1:26.450 |
| 20 | 1:11.442 | 1:58.597 | 20 | 1:11.184 | 1:26.476 | 37 | 1:07.656 | 1:25.655 | 37 | 1:07.987 | 1:25.931 | 97 | 1:19.539 | 1:25.829 |
| 96 | 1:11.770 | 1:25.173 | 7 | 1:18.467 | 1:30.064 | 17 | 1 LAP | 1:28.004 | 50 | 1 LAP | 1:29.155 | 50 | 1 LAP | 1:29.082 |
| 7 | 1:15.137 | 1:24.626 | 37 | 1:32.143 | 2:00.897 | 50 | 1 LAP | 1:28.386 | 97 | 1:19.961 | 1:24.786 | 68 | 1:23.235 | 1:23.463 |
| 77 | 1:18.891 | 1:35.218P | 17 | 1 LAP | 1:27.920 | 97 | 1:20.775 | 1:25.495 | 17 | 1 LAP | 1:33.794P | | | |
| | | | 50 | 1 LAP | 1:28.588 | | | | 68 | 1:26.023 | 1:25.162 | | | |
| | | | 97 | 1:45.422 | 1:25.100 | | | | | | | | | |

Car 50 180 Sec Penalty Pit on Lap 4 Car 97 120 Sec Pen Pit on Lap 2
Weather / Track Sunny / Dry

Oulton Park
Circuit Length = 2.2260 miles.
Start: 13:38 End: 14:12

| | | |
|------------------|-----------|-------------|
| Clerk of Course: | Stewards: | Timekeeper: |
|------------------|-----------|-------------|

Dunlop Radical Enduro Championship

LAP CHART - RACE 2

(contd.)

| Lap 21 | | | Lap 22 | | | Lap 23 | | | Lap 24 | | | Lap 25 | | |
|--------|----------|----------|--------|----------|----------|--------|----------|-----------|--------|----------|----------|--------|--------|---------|
| No | Behind | Laptime | No | Behind | Laptime | No | Behind | Laptime | No | Behind | Laptime | No | Behind | Laptime |
| 51 | 13.567 | 1:24.348 | 50 | 2 LAPS | 1:30.339 | 50 | 2 LAPS | 1:29.025 | 61 | 2 LAPS | 1:33.893 | | | |
| 77 | 1 LAP | 1:28.299 | 51 | 13.783 | 1:25.146 | 51 | 14.210 | 1:25.665 | 50 | 2 LAPS | 1:29.209 | | | |
| 44 | 1 LAP | 1:26.393 | 97 | 1 LAP | 1:51.272 | 77 | 1 LAP | 1:30.962 | 51 | 15.044 | 1:26.581 | | | |
| 11 | 48.313 | 1:26.464 | 77 | 1 LAP | 1:28.868 | 97 | 1 LAP | 1:37.231P | 44 | 1 LAP | 1:28.328 | | | |
| 96 | 48.426 | 1:26.539 | 44 | 1 LAP | 1:27.502 | 44 | 1 LAP | 1:27.168 | 77 | 1 LAP | 1:35.717 | | | |
| 20 | 49.006 | 1:26.062 | 96 | 49.300 | 1:25.804 | 96 | 48.673 | 1:24.611 | 96 | 48.207 | 1:25.281 | | | |
| 7 | 52.476 | 1:24.949 | 11 | 50.099 | 1:26.716 | 11 | 50.775 | 1:25.914 | 11 | 50.531 | 1:25.503 | | | |
| 99 | 54.838 | 1:26.446 | 20 | 50.466 | 1:26.390 | 20 | 51.192 | 1:25.964 | 20 | 51.383 | 1:25.938 | | | |
| 60 | 1 LAP | 1:29.536 | 7 | 52.712 | 1:25.166 | 7 | 52.765 | 1:25.291 | 7 | 51.942 | 1:24.924 | | | |
| 17 | 2 LAPS | 2:31.847 | 99 | 54.945 | 1:25.037 | 99 | 55.470 | 1:25.763 | 99 | 55.320 | 1:25.597 | | | |
| 37 | 1:11.054 | 1:27.729 | 60 | 1 LAP | 1:27.718 | 60 | 1 LAP | 1:27.265 | 60 | 1 LAP | 1:30.433 | | | |
| 61 | 1 LAP | 1:33.580 | 17 | 2 LAPS | 1:35.221 | 68 | 1:23.094 | 1:26.253 | 68 | 1:22.206 | 1:24.859 | | | |
| 68 | 1:22.744 | 1:24.370 | 37 | 1:13.896 | 1:27.772 | 17 | 2 LAPS | 1:35.986 | 97 | 1 LAP | 2:16.923 | | | |
| | | | 61 | 1 LAP | 1:33.236 | | | | 17 | 2 LAPS | 1:46.425 | | | |
| | | | 68 | 1:22.079 | 1:24.265 | | | | | | | | | |

Car 50 180 Sec Penalty Pit on Lap 4 Car 97 120 Sec Pen Pit on Lap 2
Weather / Track Sunny / Dry

Oulton Park
Circuit Length = 2.2260 miles.
Start: 13:38 End: 14:12

| | | |
|------------------|-----------|-------------|
| Clerk of Course: | Stewards: | Timekeeper: |
|------------------|-----------|-------------|

Dunlop Radical Enduro Championship

LAP CHART - RACE 5

| Lap 1 | | | Lap 2 | | | Lap 3 | | | Lap 4 | | | Lap 5 | | |
|-------|--------|----------|-------|--------|-----------|-------|--------|----------|-------|--------|----------|-------|----------|----------|
| No | Behind | Laptime | No | Behind | Laptime | No | Behind | Laptime | No | Behind | Laptime | No | Behind | Laptime |
| 90 | | 1:25.742 | 90 | | 1:23.636 | 90 | | 1:23.005 | 90 | | 1:22.992 | 90 | | 1:23.531 |
| 51 | 0.762 | 1:26.504 | 51 | 1.182 | 1:24.056 | 51 | 2.031 | 1:23.854 | 51 | 3.192 | 1:24.153 | 51 | 4.819 | 1:25.158 |
| 96 | 2.788 | 1:28.530 | 96 | 4.904 | 1:25.752 | 96 | 6.905 | 1:25.006 | 96 | 8.789 | 1:24.876 | 96 | 10.725 | 1:25.467 |
| 11 | 3.092 | 1:28.834 | 11 | 5.117 | 1:25.661 | 11 | 7.364 | 1:25.252 | 11 | 9.476 | 1:25.104 | 11 | 11.234 | 1:25.289 |
| 20 | 3.714 | 1:29.456 | 20 | 5.844 | 1:25.766 | 20 | 8.278 | 1:25.439 | 20 | 10.590 | 1:25.304 | 20 | 12.025 | 1:24.966 |
| 7 | 4.903 | 1:30.645 | 7 | 8.102 | 1:26.835 | 7 | 10.951 | 1:25.854 | 7 | 14.066 | 1:26.107 | 7 | 16.516 | 1:25.981 |
| 68 | 5.438 | 1:31.180 | 68 | 8.808 | 1:27.006 | 97 | 12.371 | 1:26.243 | 97 | 14.332 | 1:24.953 | 97 | 17.098 | 1:26.297 |
| 97 | 7.245 | 1:32.987 | 97 | 9.133 | 1:25.524 | 68 | 12.712 | 1:26.909 | 68 | 15.789 | 1:26.069 | 68 | 18.063 | 1:25.805 |
| 61 | 8.534 | 1:34.276 | 61 | 12.378 | 1:27.480 | 61 | 16.559 | 1:27.186 | 61 | 21.214 | 1:27.647 | 61 | 25.504 | 1:27.821 |
| 77 | 9.641 | 1:35.383 | 77 | 14.087 | 1:28.082 | 77 | 18.719 | 1:27.637 | 77 | 23.536 | 1:27.809 | 50 | 27.489 | 1:27.330 |
| 50 | 9.971 | 1:35.713 | 50 | 14.767 | 1:28.432 | 50 | 19.179 | 1:27.417 | 50 | 23.690 | 1:27.503 | 77 | 28.645 | 1:28.640 |
| 12 | 10.676 | 1:36.418 | 12 | 15.625 | 1:28.585 | 12 | 19.948 | 1:27.328 | 12 | 24.507 | 1:27.551 | 12 | 29.053 | 1:28.077 |
| 37 | 11.242 | 1:36.984 | 37 | 16.055 | 1:28.449 | 44 | 24.955 | 1:29.804 | 44 | 31.594 | 1:29.631 | 55 | 36.906 | 1:28.378 |
| 44 | 12.045 | 1:37.787 | 44 | 18.156 | 1:29.747 | 55 | 26.017 | 1:29.161 | 55 | 32.059 | 1:29.034 | 44 | 38.460 | 1:30.397 |
| 60 | 12.866 | 1:38.608 | 60 | 19.172 | 1:29.942 | 60 | 26.264 | 1:30.097 | 60 | 33.201 | 1:29.929 | 60 | 39.182 | 1:29.512 |
| 55 | 13.526 | 1:39.268 | 55 | 19.861 | 1:29.971 | 76 | 40.733 | 1:33.529 | 76 | 51.376 | 1:33.635 | 76 | 1:00.879 | 1:33.034 |
| 17 | 17.392 | 1:43.134 | 76 | 30.209 | 1:36.298 | 17 | 43.576 | 1:36.333 | 17 | 57.090 | 1:36.506 | 17 | 1:09.531 | 1:35.972 |
| 76 | 17.547 | 1:43.289 | 17 | 30.248 | 1:36.492 | 37 | 58.603 | 2:05.553 | | | | | | |
| 99 | 18.190 | 1:43.932 | 99 | 40.147 | 1:45.593P | | | | | | | | | |

Mini Miglia Championship

QUALIFYING SESSION - RACE 3

| POS | NO | CL | NAME | NAT | ENTRY | TIME | LAPS | GAP | MPH |
|-----|----|----|------------------|-----|-------------|-----------|------|----------|-------|
| 1 | 3 | | Bill SOLLIS | | Mini Miglia | 1:39.105 | 9 | | 80.86 |
| 2 | 1 | | Peter BALDWIN | | Mini Miglia | 1:39.582 | 8 | 0.477 | 80.47 |
| 3 | 2 | | Kelly ROGERS | | Mini Miglia | 1:39.842 | 9 | 0.737 | 80.26 |
| 4 | 26 | | Mark CHANDLER | | Mini Miglia | 1:40.855 | 8 | 1.750 | 79.45 |
| 5 | 22 | | Mark SIMS | | Mini Miglia | 1:41.210 | 9 | 2.105 | 79.17 |
| 6 | 83 | | Colin PEACOCK | | Mini Miglia | 1:41.759 | 9 | 2.654 | 78.75 |
| 7 | 32 | | Ralph SAUNDERS | | Mini Miglia | 1:42.064 | 9 | 2.959 | 78.51 |
| 8 | 14 | | Michael JACKSON | | Mini Miglia | 1:42.696 | 7 | 3.591 | 78.03 |
| 9 | 9 | | Robert HUMPHREYS | | Mini Miglia | 1:43.863 | 9 | 4.758 | 77.15 |
| 10 | 40 | | Phil RUDGE | | Mini Miglia | 1:44.386 | 9 | 5.281 | 76.76 |
| 11 | 18 | | Paul SIMMONDS | | Mini Miglia | 1:44.699 | 8 | 5.594 | 76.53 |
| 12 | 28 | | Philip LEE | | Mini Miglia | 1:45.333 | 9 | 6.228 | 76.07 |
| 13 | 6 | | Dave KIMBERLEY | | Mini Miglia | 1:46.066 | 7 | 6.961 | 75.55 |
| 14 | 72 | | Andy HARRISON | | Mini Miglia | 1:47.845 | 8 | 8.740 | 74.30 |
| 15 | 27 | | Scott BENNETT | | Mini Miglia | 1:47.990 | 8 | 8.885 | 74.20 |
| 16 | 43 | | Neil MACKAY | | Mini Miglia | 1:53.779 | 3 | 14.674 | 70.43 |
| 17 | 0 | | Tim SIMS | | Mini Miglia | 10:53.423 | 2 | 9:14.318 | 12.26 |

Weather / Track Sunny / Dry

These results are provisional until the conclusion of any judicial and technical matters.

Oulton Park
 Circuit Length = 2.2260 miles.
 Start: 09:31 End: 09:46

| | | |
|------------------|-----------|-------------|
| Clerk of Course: | Stewards: | Timekeeper: |
|------------------|-----------|-------------|

Mini Miglia Championship

LAP ANALYSIS - RACE 3

| | | |
|---|-------------------------|-------------|
| 0 | Tim SIMS | Mini Miglia |
| 1 - 8:01.251P 2 - X:00.000 | | |
| 1 | Peter BALDWIN | Mini Miglia |
| 1 - 5:58.868 6 - 3:05.407 2 - 1:45.868 7 - 1:39.582 3 - 1:39.801 8 - 1:39.699 4 - 1:39.631 5 - 2:05.028P | | |
| 2 | Kelly ROGERS | Mini Miglia |
| 1 - 6:02.973 6 - 1:39.842 2 - 1:48.013 7 - 1:58.096 3 - 1:41.362 8 - 1:40.778 4 - 1:40.433 9 - 1:40.073 5 - 1:52.869 | | |
| 3 | Bill SOLLIS | Mini Miglia |
| 1 - 6:46.884 6 - 1:39.984 2 - 1:41.465 7 - 1:59.253 3 - 1:40.032 8 - 1:40.009 4 - 1:39.903 9 - 1:39.105 5 - 1:39.525 | | |
| 6 | Dave KIMBERLEY | Mini Miglia |
| 1 - 6:11.726 6 - 1:46.066 2 - 1:51.556 7 - 1:53.169P 3 - 1:49.877 4 - 1:47.987 5 - 1:47.461 | | |
| 9 | Robert HUMPHREYS | Mini Miglia |
| 1 - 6:06.086 6 - 1:43.863 2 - 1:48.874 7 - 1:44.465 3 - 1:45.120 8 - 1:44.992 4 - 1:46.783 9 - 1:44.889 5 - 1:49.792 | | |
| 14 | Michael JACKSON | Mini Miglia |
| 1 - 6:27.141P 6 - 1:43.758 2 - 4:29.220 7 - 1:42.696 3 - 1:47.819 4 - 1:44.265 5 - 1:43.652 | | |

Mini Miglia Championship

LAP ANALYSIS - RACE 3

(contd.)

| | | |
|-----------|-----------------------|---------------------|
| 18 | Paul SIMMONDS | Mini Miglia |
| 1 - | 6:07.857 | 6 - 1:45.284 |
| 2 - | 1:57.366 | 7 - 1:58.380 |
| 3 - | 1:51.355 | 8 - 1:44.699 |
| 4 - | 1:48.055 | |
| 5 - | 1:46.784 | |
| 22 | Mark SIMS | Mini Miglia |
| 1 - | 6:00.017 | 6 - 1:45.027 |
| 2 - | 1:46.816 | 7 - 1:42.203 |
| 3 - | 1:43.568 | 8 - 1:42.028 |
| 4 - | 1:43.606 | 9 - 1:41.210 |
| 5 - | 1:46.261 | |
| 26 | Mark CHANDLER | Mini Miglia |
| 1 - | 6:12.647 | 6 - 2:08.615 |
| 2 - | 1:46.468 | 7 - 1:58.832 |
| 3 - | 1:42.461 | 8 - 1:40.855 |
| 4 - | 1:43.848 | |
| 5 - | 1:41.046 | |
| 27 | Scott BENNETT | Mini Miglia |
| 1 - | 6:20.435 | 6 - 1:48.373 |
| 2 - | 1:57.333 | 7 - 1:47.990 |
| 3 - | 1:55.689 | 8 - 1:48.280 |
| 4 - | 1:50.155 | |
| 5 - | 1:48.665 | |
| 28 | Philip LEE | Mini Miglia |
| 1 - | 6:01.700 | 6 - 1:46.466 |
| 2 - | 1:50.494 | 7 - 1:45.333 |
| 3 - | 1:47.292 | 8 - 1:45.653 |
| 4 - | 1:46.951 | 9 - 1:47.647 |
| 5 - | 1:46.156 | |
| 32 | Ralph SAUNDERS | Mini Miglia |
| 1 - | 5:59.343 | 6 - 1:44.979 |
| 2 - | 1:47.116 | 7 - 1:42.461 |
| 3 - | 1:44.558 | 8 - 1:42.243 |
| 4 - | 1:43.626 | 9 - 1:42.064 |
| 5 - | 1:44.912 | |
| 40 | Phil RUDGE | Mini Miglia |
| 1 - | 6:00.838 | 6 - 1:44.939 |
| 2 - | 1:46.880 | 7 - 1:45.129 |
| 3 - | 1:46.075 | 8 - 1:54.409 |
| 4 - | 1:44.386 | 9 - 1:46.690 |
| 5 - | 1:45.825 | |

Mini Miglia Championship

LAP ANALYSIS - RACE 3

(contd.)

| | | |
|---|----------------------|-------------|
| 43 | Neil MACKAY | Mini Miglia |
| 1 - 6:24.775 2 - 1:57.137 3 - 1:53.779 | | |
| 72 | Andy HARRISON | Mini Miglia |
| 1 - 6:15.709 6 - 1:49.363 2 - 2:01.226 7 - 1:48.106 3 - 1:53.026 8 - 1:47.845 4 - 1:50.584 5 - 1:48.651 | | |
| 83 | Colin PEACOCK | Mini Miglia |
| 1 - 5:59.509 6 - 1:42.564 2 - 1:46.085 7 - 1:41.980 3 - 1:42.756 8 - 1:41.759 4 - 1:43.277 9 - 1:41.838 5 - 1:50.173 | | |

Dunlop Radical Enduro Championship

LAP CHART - RACE 5

(contd.)

| Lap 6 | | | Lap 7 | | | Lap 8 | | | Lap 9 | | | Lap 10 | | |
|-------|----------|-----------|-------|----------|-----------|-------|----------|----------|-------|----------|-----------|--------|----------|----------|
| No | Behind | Laptime | No | Behind | Laptime | No | Behind | Laptime | No | Behind | Laptime | No | Behind | Laptime |
| 90 | | 1:23.366 | 90 | | 1:24.088 | 90 | | 1:23.202 | 90 | | 1:23.331 | 90 | | 1:23.676 |
| 51 | 5.925 | 1:24.472 | 17 | 1 LAP | 1:39.018 | 51 | 7.429 | 1:24.227 | 51 | 9.052 | 1:24.954 | 12 | 1 LAP | 1:26.793 |
| 96 | 13.266 | 1:25.907 | 51 | 6.404 | 1:24.567 | 17 | 1 LAP | 1:36.891 | 76 | 1 LAP | 1:34.605 | 51 | 9.679 | 1:24.303 |
| 11 | 13.626 | 1:25.758 | 96 | 14.603 | 1:25.425 | 96 | 16.303 | 1:24.902 | 11 | 19.171 | 1:25.722 | 76 | 1 LAP | 1:33.190 |
| 20 | 14.188 | 1:25.529 | 11 | 14.841 | 1:25.303 | 11 | 16.780 | 1:25.141 | 20 | 20.004 | 1:26.038 | 11 | 20.108 | 1:24.613 |
| 7 | 19.117 | 1:25.967 | 20 | 15.120 | 1:25.020 | 20 | 17.297 | 1:25.379 | 96 | 20.599 | 1:27.627 | 20 | 21.386 | 1:25.058 |
| 97 | 19.391 | 1:25.659 | 7 | 21.434 | 1:26.405 | 7 | 24.419 | 1:26.187 | 68 | 29.766 | 1:27.285 | 96 | 22.339 | 1:25.416 |
| 68 | 20.771 | 1:26.074 | 68 | 22.779 | 1:26.096 | 68 | 25.812 | 1:26.235 | 7 | 31.821 | 1:30.733P | 68 | 31.994 | 1:25.904 |
| 61 | 29.040 | 1:26.902 | 97 | 26.014 | 1:30.711P | 61 | 34.751 | 1:26.631 | 17 | 1 LAP | 1:39.793 | 61 | 41.328 | 1:27.253 |
| 50 | 30.925 | 1:26.802 | 61 | 31.322 | 1:26.370 | 50 | 35.727 | 1:25.826 | 61 | 37.751 | 1:26.331 | 50 | 41.990 | 1:26.884 |
| 77 | 32.629 | 1:27.350 | 50 | 33.103 | 1:26.266 | 77 | 38.874 | 1:26.441 | 50 | 38.782 | 1:26.386 | 17 | 1 LAP | 1:37.176 |
| 12 | 35.759 | 1:30.072P | 77 | 35.635 | 1:27.094 | 55 | 47.222 | 1:26.751 | 77 | 42.040 | 1:26.497 | 77 | 46.324 | 1:27.960 |
| 55 | 40.925 | 1:27.385 | 55 | 43.673 | 1:26.836 | 44 | 55.943 | 1:29.206 | 55 | 50.051 | 1:26.160 | 55 | 52.312 | 1:25.937 |
| 44 | 45.019 | 1:29.925 | 44 | 49.939 | 1:29.008 | 60 | 56.476 | 1:28.857 | 60 | 1:02.200 | 1:29.055 | 7 | 1:03.719 | 1:55.574 |
| 60 | 45.757 | 1:29.941 | 60 | 50.821 | 1:29.152 | 99 | 4 LAPS | 1:26.006 | 44 | 1:03.177 | 1:30.565 | 60 | 1:06.113 | 1:27.589 |
| 76 | 1:12.340 | 1:34.827 | 99 | 4 LAPS | 7:29.011 | 12 | 1:20.594 | 1:26.219 | 99 | 4 LAPS | 1:24.780 | 44 | 1:09.123 | 1:29.622 |
| | | | 12 | 1:17.577 | 2:05.906 | | | | | | | 99 | 4 LAPS | 1:24.812 |
| | | | 76 | 1:21.701 | 1:33.449 | | | | | | | | | |

Dunlop Radical Enduro Championship

LAP CHART - RACE 5

(contd.)

| Lap 11 | | | Lap 12 | | | Lap 13 | | | Lap 14 | | | Lap 15 | | |
|--------|----------|-----------|--------|----------|-----------|--------|----------|----------|--------|----------|-----------|--------|----------|-----------|
| No | Behind | Laptime | No | Behind | Laptime | No | Behind | Laptime | No | Behind | Laptime | No | Behind | Laptime |
| 90 | | 1:23.555 | 90 | | 1:24.047 | 90 | | 1:23.712 | 90 | | 1:23.330 | 90 | | 1:24.305 |
| 12 | 1 LAP | 1:26.671 | 12 | 1 LAP | 1:26.468 | 12 | 1 LAP | 1:26.862 | 17 | 2 LAPS | 1:42.286P | 97 | 6 LAPS | 1:26.501 |
| 51 | 10.593 | 1:24.469 | 51 | 11.192 | 1:24.646 | 51 | 11.962 | 1:24.482 | 97 | 6 LAPS | 9:26.689 | 51 | 13.653 | 1:24.911 |
| 11 | 21.515 | 1:24.962 | 11 | 22.040 | 1:24.572 | 11 | 23.493 | 1:25.165 | 12 | 1 LAP | 1:26.883 | 12 | 1 LAP | 1:27.773 |
| 20 | 23.520 | 1:25.689 | 20 | 24.558 | 1:25.085 | 44 | 1 LAP | 1:53.922 | 51 | 13.047 | 1:24.415 | 11 | 25.735 | 1:24.972 |
| 96 | 24.056 | 1:25.272 | 96 | 24.951 | 1:24.942 | 20 | 26.109 | 1:25.263 | 11 | 25.068 | 1:24.905 | 20 | 31.387 | 1:27.788P |
| 76 | 1 LAP | 1:34.048 | 76 | 1 LAP | 1:33.049 | 96 | 26.542 | 1:25.303 | 44 | 1 LAP | 1:26.737 | 44 | 1 LAP | 1:27.618 |
| 68 | 34.672 | 1:26.233 | 68 | 43.066 | 1:32.441P | 61 | 51.875 | 1:27.772 | 20 | 27.904 | 1:25.125 | 50 | 55.856 | 1:25.313 |
| 61 | 44.891 | 1:27.118 | 61 | 47.815 | 1:26.971 | 50 | 51.901 | 1:27.407 | 96 | 30.558 | 1:27.346P | 96 | 1:00.232 | 1:53.979 |
| 50 | 45.018 | 1:26.583 | 50 | 48.206 | 1:27.235 | 76 | 1 LAP | 1:38.358 | 50 | 54.848 | 1:26.277 | 17 | 2 LAPS | 2:23.747 |
| 77 | 50.681 | 1:27.912 | 77 | 53.455 | 1:26.821 | 77 | 56.870 | 1:27.127 | 61 | 1:02.877 | 1:34.332P | 77 | 1:05.149 | 1:27.384 |
| 55 | 55.567 | 1:26.810 | 55 | 57.423 | 1:25.903 | 55 | 59.727 | 1:26.016 | 77 | 1:02.070 | 1:28.530 | 55 | 1:05.583 | 1:26.007 |
| 17 | 1 LAP | 1:35.954 | 7 | 1:07.341 | 1:25.958 | 7 | 1:08.293 | 1:24.664 | 55 | 1:03.881 | 1:27.484 | 68 | 1:10.232 | 1:24.629 |
| 7 | 1:05.430 | 1:25.266 | 17 | 1 LAP | 1:35.739 | 68 | 1:08.567 | 1:49.213 | 76 | 1 LAP | 1:34.874 | 7 | 1:10.382 | 1:25.164 |
| 60 | 1:10.223 | 1:27.665 | 60 | 1:14.063 | 1:27.887 | 60 | 1:19.604 | 1:29.253 | 7 | 1:09.523 | 1:24.560 | 76 | 1 LAP | 1:34.664 |
| 44 | 1:17.726 | 1:32.158P | 99 | 4 LAPS | 1:24.964 | 99 | 4 LAPS | 1:25.262 | 68 | 1:09.908 | 1:24.671 | | | |
| 99 | 4 LAPS | 1:24.941 | | | | | | | 99 | 4 LAPS | 1:25.449 | | | |
| | | | | | | | | | 60 | 1:24.092 | 1:27.818 | | | |

Dunlop Radical Enduro Championship

LAP CHART - RACE 5

(contd.)

| Lap 16 | | | Lap 17 | | | Lap 18 | | | Lap 19 | | | Lap 20 | | |
|--------|----------|-----------|--------|----------|-----------|--------|----------|-----------|--------|----------|----------|--------|----------|-----------|
| No | Behind | Laptime | No | Behind | Laptime | No | Behind | Laptime | No | Behind | Laptime | No | Behind | Laptime |
| 90 | | 1:24.241 | 90 | | 1:23.971 | 90 | | 1:23.921 | 90 | | 1:23.894 | 90 | | 1:24.417 |
| 99 | 5 LAPS | 1:25.685 | 99 | 5 LAPS | 1:24.413 | 99 | 5 LAPS | 1:25.715 | 99 | 5 LAPS | 1:25.136 | 99 | 5 LAPS | 1:24.619 |
| 60 | 1 LAP | 1:28.004 | 97 | 6 LAPS | 1:26.406 | 76 | 2 LAPS | 1:35.322 | 51 | 15.687 | 1:24.812 | 51 | 15.750 | 1:24.480 |
| 97 | 6 LAPS | 1:25.363 | 51 | 14.085 | 1:24.181 | 51 | 14.769 | 1:24.605 | 97 | 6 LAPS | 1:25.282 | 97 | 6 LAPS | 1:24.895 |
| 51 | 13.875 | 1:24.463 | 60 | 1 LAP | 1:39.184P | 97 | 6 LAPS | 1:26.304 | 76 | 2 LAPS | 1:38.745 | 50 | 1 LAP | 2:06.740 |
| 12 | 1 LAP | 1:26.646 | 12 | 1 LAP | 1:26.600 | 12 | 1 LAP | 1:27.078 | 12 | 1 LAP | 1:27.084 | 12 | 1 LAP | 1:27.963 |
| 11 | 26.575 | 1:25.081 | 11 | 31.499 | 1:28.895P | 44 | 1 LAP | 1:26.566 | 44 | 1 LAP | 1:27.198 | 44 | 1 LAP | 1:27.894 |
| 44 | 1 LAP | 1:26.339 | 44 | 1 LAP | 1:26.119 | 61 | 1 LAP | 1:34.095 | 96 | 1:04.773 | 1:25.360 | 76 | 2 LAPS | 1:49.950P |
| 61 | 1 LAP | 2:26.108 | 61 | 1 LAP | 1:33.415 | 50 | 1:03.876 | 1:29.678P | 11 | 1:09.289 | 1:26.411 | 96 | 1:04.931 | 1:24.575 |
| 50 | 56.837 | 1:25.222 | 50 | 58.119 | 1:25.253 | 96 | 1:03.307 | 1:24.791 | 20 | 1:09.775 | 1:26.516 | 11 | 1:10.345 | 1:25.473 |
| 20 | 1:00.549 | 1:53.403 | 96 | 1:02.437 | 1:25.320 | 60 | 1 LAP | 2:11.261 | 61 | 1 LAP | 1:34.962 | 20 | 1:11.681 | 1:26.323 |
| 96 | 1:01.088 | 1:25.097 | 20 | 1:03.648 | 1:27.070 | 11 | 1:06.772 | 1:59.194 | 60 | 1 LAP | 1:29.342 | 68 | 1:15.193 | 1:24.720 |
| 17 | 2 LAPS | 1:27.959 | 55 | 1:11.486 | 1:27.022 | 20 | 1:07.153 | 1:27.426 | 77 | 1 LAP | 1:26.851 | 77 | 1 LAP | 1:27.631 |
| 55 | 1:08.435 | 1:27.093 | 17 | 2 LAPS | 1:28.654 | 77 | 1 LAP | 2:44.878 | 55 | 1:14.325 | 1:25.140 | 7 | 1:17.074 | 1:26.560 |
| 7 | 1:11.742 | 1:25.601 | 7 | 1:12.574 | 1:24.803 | 55 | 1:13.079 | 1:25.514 | 68 | 1:14.890 | 1:24.631 | 55 | 1:18.698 | 1:28.790 |
| 77 | 1:12.647 | 1:31.739P | 68 | 1:12.814 | 1:24.688 | 7 | 1:13.702 | 1:25.049 | 7 | 1:14.931 | 1:25.123 | 17 | 2 LAPS | 1:29.466 |
| 68 | 1:12.097 | 1:26.106 | | | | 68 | 1:14.153 | 1:25.260 | 17 | 2 LAPS | 1:27.494 | 61 | 1 LAP | 1:39.527 |
| 76 | 1 LAP | 1:32.511 | | | | 17 | 2 LAPS | 1:28.440 | | | | | | |

Dunlop Radical Enduro Championship

LAP CHART - RACE 5

(contd.)

| Lap 21 | | | Lap 22 | | | Lap 23 | | | Lap 24 | | | Lap 25 | | |
|--------|----------|-----------|--------|--------|----------|--------|--------|-----------|--------|--------|----------|--------|--------|----------|
| No | Behind | Laptime | No | Behind | Laptime | No | Behind | Laptime | No | Behind | Laptime | No | Behind | Laptime |
| 90 | | 1:28.267P | 90 | | 1:51.375 | 90 | | 1:25.312 | 90 | | 1:25.826 | 90 | | 1:25.809 |
| 99 | 5 LAPS | 1:24.877 | 50 | 1 LAP | 1:29.733 | 50 | 1 LAP | 1:28.635 | 76 | 3 LAPS | 1:33.662 | 61 | 2 LAPS | 1:35.524 |
| 60 | 2 LAPS | 1:44.893P | 12 | 1 LAP | 1:27.451 | 12 | 1 LAP | 1:26.973 | 50 | 1 LAP | 1:28.842 | 50 | 1 LAP | 1:29.884 |
| 97 | 6 LAPS | 1:24.163 | 51 | 12.073 | 1:48.119 | 51 | 12.321 | 1:25.560 | 12 | 1 LAP | 1:26.668 | 51 | 12.245 | 1:26.022 |
| 51 | 15.329 | 1:27.846P | 60 | 2 LAPS | 2:00.938 | 60 | 2 LAPS | 1:28.212 | 51 | 12.032 | 1:25.537 | 12 | 1 LAP | 1:29.337 |
| 50 | 1 LAP | 1:28.575 | 44 | 1 LAP | 1:26.734 | 44 | 1 LAP | 1:27.154 | 44 | 1 LAP | 1:27.546 | 76 | 3 LAPS | 1:32.765 |
| 12 | 1 LAP | 1:27.787 | 96 | 34.412 | 1:24.381 | 55 | 1 LAP | 2:20.602 | 55 | 1 LAP | 1:30.117 | 99 | 5 LAPS | 2:02.815 |
| 44 | 1 LAP | 1:26.852 | 11 | 41.589 | 1:25.454 | 96 | 33.338 | 1:24.238 | 96 | 32.206 | 1:24.694 | 44 | 1 LAP | 1:26.480 |
| 96 | 1:01.406 | 1:24.742 | 68 | 42.218 | 1:23.474 | 68 | 40.942 | 1:24.036 | 68 | 38.689 | 1:23.573 | 55 | 1 LAP | 1:29.293 |
| 11 | 1:07.510 | 1:25.432 | 20 | 47.062 | 1:28.455 | 11 | 42.557 | 1:26.280 | 11 | 42.946 | 1:26.215 | 96 | 33.112 | 1:26.715 |
| 20 | 1:09.982 | 1:26.568 | 7 | 48.137 | 1:25.040 | 7 | 48.031 | 1:25.206 | 7 | 46.967 | 1:24.762 | 68 | 36.319 | 1:23.439 |
| 68 | 1:10.119 | 1:23.193 | 77 | 1 LAP | 1:26.923 | 20 | 53.772 | 1:32.022 | 20 | 57.209 | 1:29.263 | 11 | 43.323 | 1:26.186 |
| 7 | 1:14.472 | 1:25.665 | 99 | 4 LAPS | 1:25.238 | 77 | 1 LAP | 1:28.711 | 77 | 1 LAP | 1:31.800 | 7 | 45.806 | 1:24.648 |
| 77 | 1 LAP | 1:27.531 | 17 | 2 LAPS | 1:27.643 | 99 | 4 LAPS | 1:28.585P | 17 | 2 LAPS | 1:28.125 | 20 | 59.861 | 1:28.461 |
| 55 | 1:19.274 | 1:28.843P | 61 | 1 LAP | 1:32.656 | 17 | 2 LAPS | 1:26.778 | 97 | 5 LAPS | 1:27.031 | 17 | 2 LAPS | 1:27.840 |
| 17 | 2 LAPS | 1:27.805 | 97 | 5 LAPS | 1:26.869 | 97 | 5 LAPS | 1:25.821 | | | | 77 | 1 LAP | 1:38.929 |
| 99 | 4 LAPS | 1:24.801 | 76 | 2 LAPS | 1:31.914 | 61 | 1 LAP | 1:34.205 | | | | 97 | 5 LAPS | 1:24.800 |
| 61 | 1 LAP | 1:33.078 | | | | | | | | | | | | |
| 97 | 5 LAPS | 1:25.003 | | | | | | | | | | | | |
| 76 | 2 LAPS | 2:20.135 | | | | | | | | | | | | |

Dunlop Radical Enduro Championship


LAP CHART - RACE 5

(contd.)

| Lap 26 | | | Lap 27 | | | Lap 28 | | | Lap 29 | | | Lap 30 | | |
|--------|----------|----------|--------|----------|----------|--------|----------|----------|--------|--------|---------|--------|--------|---------|
| No | Behind | Laptime | No | Behind | Laptime | No | Behind | Laptime | No | Behind | Laptime | No | Behind | Laptime |
| 90 | | 1:24.861 | 90 | | 1:25.394 | 90 | | 1:26.956 | | | | | | |
| 51 | 13.838 | 1:26.454 | 77 | 2 LAPS | 1:41.108 | 99 | 5 LAPS | 1:26.344 | | | | | | |
| 61 | 2 LAPS | 1:34.311 | 51 | 14.303 | 1:25.859 | 51 | 14.227 | 1:26.880 | | | | | | |
| 99 | 5 LAPS | 1:25.614 | 99 | 5 LAPS | 1:25.107 | 50 | 1 LAP | 1:29.341 | | | | | | |
| 50 | 1 LAP | 1:28.689 | 50 | 1 LAP | 1:28.297 | 77 | 2 LAPS | 1:45.029 | | | | | | |
| 12 | 1 LAP | 1:27.526 | 61 | 2 LAPS | 1:35.371 | 44 | 1 LAP | 1:27.552 | | | | | | |
| 76 | 3 LAPS | 1:31.215 | 76 | 3 LAPS | 1:31.125 | 12 | 1 LAP | 1:30.551 | | | | | | |
| 44 | 1 LAP | 1:26.857 | 44 | 1 LAP | 1:26.834 | 76 | 3 LAPS | 1:34.019 | | | | | | |
| 96 | 34.879 | 1:26.628 | 12 | 1 LAP | 1:38.592 | 68 | 32.971 | 1:25.484 | | | | | | |
| 68 | 35.278 | 1:23.820 | 96 | 34.304 | 1:24.819 | 96 | 33.509 | 1:26.161 | | | | | | |
| 55 | 1 LAP | 1:29.660 | 68 | 34.443 | 1:24.559 | 61 | 2 LAPS | 1:37.578 | | | | | | |
| 11 | 44.199 | 1:25.737 | 55 | 1 LAP | 1:28.247 | 55 | 1 LAP | 1:30.072 | | | | | | |
| 7 | 45.644 | 1:24.699 | 11 | 44.250 | 1:25.445 | 11 | 42.447 | 1:25.153 | | | | | | |
| 20 | 1:02.704 | 1:27.704 | 7 | 46.566 | 1:26.316 | 7 | 44.258 | 1:24.648 | | | | | | |
| 17 | 2 LAPS | 1:27.418 | 20 | 1:05.812 | 1:28.502 | 20 | 1:09.131 | 1:30.275 | | | | | | |
| 97 | 5 LAPS | 1:25.824 | 17 | 2 LAPS | 1:27.395 | 17 | 2 LAPS | 1:27.322 | | | | | | |
| | | | 97 | 5 LAPS | 1:25.364 | 97 | 5 LAPS | 1:25.542 | | | | | | |

Mini Miglia Championship

GRID - RACE 3

| | | | |
|--|----|-----------|-------------|
| ROW 9 | 0 | SIMS | |
| ROW 8 | 27 | BENNETT | 43 MACKAY |
| ROW 7 | 6 | KIMBERLEY | 72 HARRISON |
| ROW 6 | 18 | SIMMONDS | 28 LEE |
| ROW 5 | 9 | HUMPHREYS | 40 RUDGE |
| ROW 4 | 32 | SAUNDERS | 14 JACKSON |
| ROW 3 | 22 | SIMS | 83 PEACOCK |
| ROW 2 | 2 | ROGERS | 26 CHANDLER |
| ROW 1 | 3 | SOLLIS | 1 BALDWIN |
| POLE | | | |
|  | | | |

Weather / Track Sunny / Dry

These results are provisional until the conclusion of any judicial and technical matters.

Oulton Park
 Circuit Length = 2.2260 miles.
 Start: 09:31 End: 09:46

| | | |
|------------------|-----------|-------------|
| Clerk of Course: | Stewards: | Timekeeper: |
|------------------|-----------|-------------|

Mini Miglia Championship

RACE CLASSIFICATION - RACE 3

| POS | NO | CL | NAME | NAT | ENTRY | TIME | LAPS | GAP | MPH | BEST |
|-----|----|----|----------------------|-----|-------------|-----------|------|----------|-------|----------|
| 1 | 3 | | Bill SOLLIS | | Mini Miglia | 20:07.951 | 12 | | 79.60 | 1:39.764 |
| 2 | 2 | | Kelly ROGERS | | Mini Miglia | 20:08.086 | 12 | 0.135 | 79.60 | 1:39.172 |
| 3 | 26 | | Mark CHANDLER | | Mini Miglia | 20:19.036 | 12 | 11.085 | 78.88 | 1:40.428 |
| 4 | 83 | | Colin PEACOCK | | Mini Miglia | 20:19.302 | 12 | 11.351 | 78.86 | 1:40.448 |
| 5 | 22 | | Mark SIMS | | Mini Miglia | 20:26.082 | 12 | 18.131 | 78.43 | 1:40.747 |
| 6 | 0 | | Tim SIMS | | Mini Miglia | 20:31.403 | 12 | 23.452 | 78.09 | 1:41.082 |
| 7 | 40 | | Phil RUDGE | | Mini Miglia | 20:53.219 | 12 | 45.268 | 76.73 | 1:42.855 |
| 8 | 18 | | Paul SIMMONDS | | Mini Miglia | 20:59.894 | 12 | 51.943 | 76.32 | 1:43.321 |
| 9 | 28 | | Philip LEE | | Mini Miglia | 21:07.238 | 12 | 59.287 | 75.88 | 1:43.897 |
| 10 | 72 | | Andy HARRISON | | Mini Miglia | 21:07.453 | 12 | 59.502 | 75.87 | 1:43.942 |
| 11 | 27 | | Scott BENNETT | | Mini Miglia | 21:32.891 | 12 | 1:24.940 | 74.37 | 1:45.833 |

NOT CLASSIFIED

| | | | | | | | | | | |
|----|--|--|-------------------------|--|-------------|-----------|----|--------|-------|----------|
| 9 | | | Robert HUMPHREYS | | Mini Miglia | 19:10.031 | 11 | D.N.F. | 76.65 | 1:43.179 |
| 32 | | | Ralph SAUNDERS | | Mini Miglia | 16:30.289 | 9 | D.N.F. | 72.83 | 1:42.667 |
| 43 | | | Neil MACKAY | | Mini Miglia | 5:52.454 | 3 | D.N.F. | 68.21 | 1:53.369 |
| 1 | | | Peter BALDWIN | | Mini Miglia | 6:01.237 | 3 | D.N.F. | 66.55 | 1:40.809 |
| 6 | | | Dave KIMBERLEY | | Mini Miglia | 3:38.781 | 2 | D.N.F. | 73.25 | 1:44.268 |

FASTEST LAP

| | | | | | | | | | | |
|---|--|--|---------------------|--|-------------|----------|---|----------|-----------|--|
| 2 | | | Kelly ROGERS | | Mini Miglia | 1:39.172 | 9 | 80.80mph | 130.04kph | |
|---|--|--|---------------------|--|-------------|----------|---|----------|-----------|--|

Weather / Track Sunny / Dry

These results are provisional until the conclusion of any judicial and technical matters.

Oulton Park
Circuit Length = 2.2260 miles.
Start: 14:24 End: 14:44

| | | |
|------------------|-----------|-------------|
| Clerk of Course: | Stewards: | Timekeeper: |
|------------------|-----------|-------------|

Mini Miglia Championship LAP CHART - RACE 3

| Lap 1 | | | Lap 2 | | | Lap 3 | | | Lap 4 | | | Lap 5 | | |
|-------|--------|----------|-------|--------|----------|-------|--------|-----------|-------|--------|----------|-------|--------|----------|
| No | Behind | Laptime | No | Behind | Laptime | No | Behind | Laptime | No | Behind | Laptime | No | Behind | Laptime |
| 1 | | 1:46.212 | 3 | | 1:40.398 | 3 | | 1:40.432 | 3 | | 1:39.770 | 3 | | 1:39.764 |
| 3 | 0.232 | 1:46.444 | 1 | 0.179 | 1:40.809 | 2 | 0.903 | 1:40.893 | 2 | 1.286 | 1:40.153 | 2 | 1.836 | 1:40.314 |
| 2 | 0.567 | 1:46.779 | 2 | 0.442 | 1:40.505 | 26 | 3.000 | 1:40.784 | 26 | 3.968 | 1:40.738 | 26 | 4.632 | 1:40.428 |
| 26 | 2.233 | 1:48.445 | 26 | 2.648 | 1:41.045 | 83 | 3.763 | 1:40.862 | 83 | 4.509 | 1:40.516 | 83 | 5.193 | 1:40.448 |
| 83 | 2.498 | 1:48.710 | 83 | 3.333 | 1:41.465 | 22 | 4.378 | 1:40.819 | 22 | 5.355 | 1:40.747 | 22 | 6.686 | 1:41.095 |
| 22 | 3.166 | 1:49.378 | 22 | 3.991 | 1:41.455 | 0 | 10.496 | 1:42.033 | 0 | 12.308 | 1:41.582 | 0 | 14.371 | 1:41.827 |
| 32 | 4.758 | 1:50.970 | 32 | 6.795 | 1:42.667 | 32 | 10.733 | 1:44.370 | 32 | 13.723 | 1:42.760 | 32 | 17.340 | 1:43.381 |
| 40 | 5.902 | 1:52.114 | 40 | 8.127 | 1:42.855 | 40 | 11.736 | 1:44.041 | 40 | 15.315 | 1:43.349 | 9 | 19.525 | 1:43.212 |
| 9 | 6.027 | 1:52.239 | 0 | 8.895 | 1:41.437 | 9 | 12.668 | 1:44.005 | 9 | 16.077 | 1:43.179 | 40 | 21.412 | 1:45.861 |
| 72 | 8.078 | 1:54.290 | 9 | 9.095 | 1:43.698 | 72 | 17.060 | 1:45.655 | 72 | 22.633 | 1:45.343 | 72 | 27.521 | 1:44.652 |
| 0 | 8.088 | 1:54.300 | 72 | 11.837 | 1:44.389 | 28 | 17.389 | 1:44.899 | 18 | 22.904 | 1:44.840 | 18 | 27.868 | 1:44.728 |
| 6 | 8.301 | 1:54.513 | 6 | 11.939 | 1:44.268 | 18 | 17.834 | 1:43.444 | 28 | 23.392 | 1:45.773 | 28 | 29.262 | 1:45.634 |
| 28 | 9.655 | 1:55.867 | 28 | 12.922 | 1:43.897 | 27 | 26.081 | 1:48.727 | 27 | 32.542 | 1:46.231 | 27 | 38.611 | 1:45.833 |
| 27 | 11.476 | 1:57.688 | 18 | 14.822 | 1:43.651 | 43 | 45.180 | 1:53.369 | | | | | | |
| 18 | 11.801 | 1:58.013 | 27 | 17.786 | 1:46.940 | 1 | 53.963 | 2:34.216P | | | | | | |
| 43 | 18.540 | 2:04.752 | 43 | 32.243 | 1:54.333 | | | | | | | | | |

Mini Miglia Championship

LAP CHART - RACE 3

(contd.)

| Lap 6 | | | Lap 7 | | | Lap 8 | | | Lap 9 | | | Lap 10 | | |
|-------|--------|----------|-------|--------|----------|-------|--------|----------|-------|----------|-----------|--------|----------|----------|
| No | Behind | Laptime | No | Behind | Laptime | No | Behind | Laptime | No | Behind | Laptime | No | Behind | Laptime |
| 3 | | 1:40.049 | 3 | | 1:40.136 | 3 | | 1:40.052 | 3 | | 1:39.975 | 3 | | 1:39.814 |
| 2 | 1.690 | 1:39.903 | 2 | 1.559 | 1:40.005 | 2 | 1.391 | 1:39.884 | 2 | 0.588 | 1:39.172 | 2 | 0.266 | 1:39.492 |
| 26 | 5.200 | 1:40.617 | 26 | 5.906 | 1:40.842 | 26 | 6.806 | 1:40.952 | 26 | 7.665 | 1:40.834 | 26 | 9.457 | 1:41.606 |
| 83 | 5.685 | 1:40.541 | 83 | 6.347 | 1:40.798 | 83 | 7.244 | 1:40.949 | 83 | 7.792 | 1:40.523 | 83 | 10.146 | 1:42.168 |
| 22 | 8.180 | 1:41.543 | 22 | 10.458 | 1:42.414 | 22 | 12.046 | 1:41.640 | 22 | 13.972 | 1:41.901 | 22 | 15.886 | 1:41.728 |
| 0 | 15.741 | 1:41.419 | 0 | 17.263 | 1:41.658 | 0 | 18.817 | 1:41.606 | 0 | 19.924 | 1:41.082 | 0 | 21.350 | 1:41.240 |
| 32 | 21.219 | 1:43.928 | 32 | 25.174 | 1:44.091 | 9 | 29.683 | 1:43.750 | 9 | 33.103 | 1:43.395 | 9 | 36.851 | 1:43.562 |
| 9 | 22.713 | 1:43.237 | 9 | 25.985 | 1:43.408 | 40 | 30.076 | 1:42.888 | 40 | 33.734 | 1:43.633 | 40 | 36.973 | 1:43.053 |
| 40 | 24.314 | 1:42.951 | 40 | 27.240 | 1:43.062 | 18 | 38.289 | 1:43.421 | 18 | 42.013 | 1:43.699 | 18 | 45.707 | 1:43.508 |
| 18 | 31.735 | 1:43.916 | 18 | 34.920 | 1:43.321 | 32 | 39.088 | 1:53.966 | 72 | 45.344 | 1:44.301 | 72 | 50.469 | 1:44.939 |
| 72 | 32.482 | 1:45.010 | 72 | 37.128 | 1:44.782 | 72 | 41.018 | 1:43.942 | 28 | 45.698 | 1:44.449 | 28 | 50.563 | 1:44.679 |
| 28 | 33.481 | 1:44.268 | 28 | 37.352 | 1:44.007 | 28 | 41.224 | 1:43.924 | 27 | 1:05.995 | 1:47.325 | 27 | 1:12.389 | 1:46.208 |
| 27 | 45.716 | 1:47.154 | 27 | 52.074 | 1:46.494 | 27 | 58.645 | 1:46.623 | 32 | 1:23.269 | 2:24.156P | | | |

Mini Miglia Championship

LAP CHART - RACE 3

(contd.)

| Lap 11 | | | Lap 12 | | | Lap 13 | | | Lap 14 | | | Lap 15 | | |
|--------|----------|----------|--------|----------|----------|--------|--------|---------|--------|--------|---------|--------|--------|---------|
| No | Behind | Laptime | No | Behind | Laptime | No | Behind | Laptime | No | Behind | Laptime | No | Behind | Laptime |
| 3 | | 1:41.110 | 3 | | 1:40.007 | | | | | | | | | |
| 2 | 0.115 | 1:40.959 | 2 | 0.135 | 1:40.027 | | | | | | | | | |
| 26 | 9.608 | 1:41.261 | 26 | 11.085 | 1:41.484 | | | | | | | | | |
| 83 | 9.899 | 1:40.863 | 83 | 11.351 | 1:41.459 | | | | | | | | | |
| 22 | 16.341 | 1:41.565 | 22 | 18.131 | 1:41.797 | | | | | | | | | |
| 0 | 21.390 | 1:41.150 | 0 | 23.452 | 1:42.069 | | | | | | | | | |
| 40 | 39.799 | 1:43.936 | 40 | 45.268 | 1:45.476 | | | | | | | | | |
| 9 | 42.087 | 1:46.346 | 18 | 51.943 | 1:43.823 | | | | | | | | | |
| 18 | 48.127 | 1:43.530 | 28 | 59.287 | 1:44.645 | | | | | | | | | |
| 72 | 54.035 | 1:44.676 | 72 | 59.502 | 1:45.474 | | | | | | | | | |
| 28 | 54.649 | 1:45.196 | 27 | 1:24.940 | 1:46.716 | | | | | | | | | |
| 27 | 1:18.231 | 1:46.952 | | | | | | | | | | | | |

Matador Tyres Radical BiDuro Championship QUALIFYING - RACE 4

| POS | NO | CL | NAME | NAT | ENTRY | TIME | LAPS | GAP | MPH |
|-----|----|----|--------------------|-----|-----------------------|----------|------|-------|-------|
| 1 | 96 | SR | Alexander MORTIMER | | Radical SR4 Clubsport | 1:27.053 | 13 | | 92.05 |
| 2 | 17 | C | Tim GREAVES | | Radical Clubsport | 1:27.227 | 12 | 0.174 | 91.87 |
| 3 | 35 | C | Phillip GIBB | | Radical Clubsport | 1:27.699 | 12 | 0.646 | 91.37 |
| 4 | 89 | SR | Chris STONEY | | Radical SR4 Clubsport | 1:27.760 | 10 | 0.707 | 91.31 |
| 5 | 12 | C | Tim JONES | | Radical Clubsport | 1:28.168 | 13 | 1.115 | 90.89 |
| 6 | 3 | SR | Tony FREEMAN | | Radical SR4 Clubsport | 1:28.333 | 13 | 1.280 | 90.72 |
| 7 | 51 | SR | Henry MORGAN | | Radical SR4 Clubsport | 1:28.418 | 12 | 1.365 | 90.63 |
| 8 | 67 | SR | Phillip ABBOTT | | Radical SR4 Clubsport | 1:28.744 | 13 | 1.691 | 90.30 |
| 9 | 47 | C | Graham SAUNDERS | | Radical Clubsport | 1:29.049 | 12 | 1.996 | 89.99 |
| 10 | 55 | SR | Mick HYDE | | Radical SR4 Clubsport | 1:29.327 | 12 | 2.274 | 89.71 |
| 11 | 99 | SR | David OLDROYD | | Radical SR4 Clubsport | 1:29.641 | 5 | 2.588 | 89.39 |
| 12 | 7 | SR | Adrian MARDLIN | | Radical Clubsport | 1:29.649 | 12 | 2.596 | 89.38 |
| 13 | 77 | SR | James SAGGERS | | Radical SR4 Clubsport | 1:30.361 | 12 | 3.308 | 88.68 |
| 14 | 33 | C | Charles CRAVEN | | Radical Clubsport | 1:30.958 | 12 | 3.905 | 88.10 |
| 15 | 8 | C | Mark SUTTERBY | | Radical Clubsport | 1:31.705 | 9 | 4.652 | 87.38 |
| 16 | 14 | C | Roger BROMILEY | | Radical Clubsport | 1:33.501 | 5 | 6.448 | 85.70 |

Weather / Track Cloudy / Dry

These results are provisional until the conclusion of any judicial and technical matters.

Oulton Park
Circuit Length = 2.2260 miles.
Start: 09:52 End: 10:12

| | | |
|------------------|-----------|-------------|
| Clerk of Course: | Stewards: | Timekeeper: |
|------------------|-----------|-------------|

Matador Tyres Radical BiDuro Championship LAP ANALYSIS - RACE 4

| | | |
|---------------------|-----------------------|-----------------------|
| 3 | Tony FREEMAN | Radical SR4 Clubsport |
| 1 - 6:26.437 | 6 - 1:32.027P | 11 - 1:28.465 |
| 2 - 1:38.476 | 7 - 2:21.368 | 12 - 1:29.066 |
| 3 - 1:31.857 | 8 - 1:30.389 | 13 - 1:28.333 |
| 4 - 1:30.904 | 9 - 1:31.476 | |
| 5 - 1:29.241 | 10 - 1:29.150 | |
| 7 | Adrian MARDLIN | Radical Clubsport |
| 1 - 6:03.528 | 6 - 1:30.888 | 11 - 1:29.649 |
| 2 - 1:34.022 | 7 - 1:45.389P | 12 - 1:29.693 |
| 3 - 1:32.757 | 8 - 3:28.806 | |
| 4 - 1:32.506 | 9 - 1:30.611 | |
| 5 - 1:34.031 | 10 - 1:30.022 | |
| 8 | Mark SUTTERBY | Radical Clubsport |
| 1 - 6:19.854 | 6 - 1:32.251 | |
| 2 - 1:52.395P | 7 - 1:31.705 | |
| 3 - 5:33.678 | 8 - 1:31.837 | |
| 4 - 1:43.565 | 9 - 1:41.986P | |
| 5 - 1:35.733 | | |
| 12 | Tim JONES | Radical Clubsport |
| 1 - 5:56.200 | 6 - 1:29.730 | 11 - 1:28.551 |
| 2 - 1:34.546 | 7 - 1:33.699 | 12 - 1:28.190 |
| 3 - 1:32.712 | 8 - 1:37.621P | 13 - 1:28.168 |
| 4 - 1:32.868 | 9 - 2:12.755 | |
| 5 - 1:29.849 | 10 - 1:29.058 | |
| 14 | Roger BROMILEY | Radical Clubsport |
| 1 - 6:27.958 | | |
| 2 - 1:41.249 | | |
| 3 - 1:36.429 | | |
| 4 - 1:34.848 | | |
| 5 - 1:33.501 | | |
| 17 | Tim GREAVES | Radical Clubsport |
| 1 - 5:58.709 | 6 - 1:31.896 | 11 - 1:27.227 |
| 2 - 1:37.484 | 7 - 1:29.009 | 12 - 1:28.019 |
| 3 - 1:31.948 | 8 - 1:40.875P | |
| 4 - 1:29.383 | 9 - 2:51.446 | |
| 5 - 1:33.003 | 10 - 1:27.934 | |

Weather / Track Cloudy / Dry

These results are provisional until the conclusion of any judicial and technical matters.

Oulton Park
Circuit Length = 2.2260 miles.
Start: 09:52 End: 10:12

| | | |
|------------------|-----------|-------------|
| Clerk of Course: | Stewards: | Timekeeper: |
|------------------|-----------|-------------|

Matador Tyres Radical BiDuro Championship

LAP ANALYSIS - RACE 4

(contd.)

| | | |
|---------------|------------------------|-----------------------|
| 33 | Charles CRAVEN | Radical Clubsport |
| 1 - 6:27.367 | 6 - 1:31.865 | 11 - 1:36.715 |
| 2 - 1:40.883 | 7 - 1:54.216P | 12 - 1:30.958 |
| 3 - 1:35.605 | 8 - 3:00.239 | |
| 4 - 1:34.027 | 9 - 1:34.018 | |
| 5 - 1:33.025 | 10 - 1:31.333 | |
| 35 | Phillip GIBB | Radical Clubsport |
| 1 - 6:03.654 | 6 - 1:28.965 | 11 - 1:28.073 |
| 2 - 1:31.721 | 7 - 1:42.549P | 12 - 1:27.699 |
| 3 - 1:29.852 | 8 - 3:43.575 | |
| 4 - 1:30.137 | 9 - 1:28.488 | |
| 5 - 1:28.931 | 10 - 1:28.231 | |
| 47 | Graham SAUNDERS | Radical Clubsport |
| 1 - 6:18.764 | 6 - 1:31.030 | 11 - 1:29.331 |
| 2 - 1:38.737 | 7 - 1:44.383P | 12 - 1:29.324 |
| 3 - 1:33.151 | 8 - 3:21.330 | |
| 4 - 1:31.769 | 9 - 1:29.332 | |
| 5 - 1:30.117 | 10 - 1:29.049 | |
| 51 | Henry MORGAN | Radical SR4 Clubsport |
| 1 - 5:53.785 | 6 - 1:28.679 | 11 - 1:28.418 |
| 2 - 1:34.118 | 7 - 1:30.762 | 12 - 1:28.802 |
| 3 - 1:30.237 | 8 - 1:38.313P | |
| 4 - 1:30.283 | 9 - 3:24.883 | |
| 5 - 1:29.529 | 10 - 1:28.878 | |
| 55 | Mick HYDE | Radical SR4 Clubsport |
| 1 - 5:53.283 | 6 - 2:15.061 | 11 - 1:29.327 |
| 2 - 1:33.531 | 7 - 1:31.012 | 12 - 1:30.557 |
| 3 - 1:30.607 | 8 - 1:30.963 | |
| 4 - 1:30.593 | 9 - 1:29.442 | |
| 5 - 1:35.016P | 10 - 1:30.053 | |
| 67 | Phillip ABBOTT | Radical SR4 Clubsport |
| 1 - 5:54.586 | 6 - 1:33.891P | 11 - 1:28.755 |
| 2 - 1:34.955 | 7 - 2:16.598 | 12 - 1:29.247 |
| 3 - 1:31.394 | 8 - 1:30.807 | 13 - 1:28.793 |
| 4 - 1:30.366 | 9 - 1:29.498 | |
| 5 - 1:29.726 | 10 - 1:28.744 | |

Weather / Track Cloudy / Dry

These results are provisional until the conclusion of any judicial and technical matters.

Oulton Park
Circuit Length = 2.2260 miles.
Start: 09:52 End: 10:12

| | | |
|------------------|-----------|-------------|
| Clerk of Course: | Stewards: | Timekeeper: |
|------------------|-----------|-------------|

Matador Tyres Radical BiDuro Championship

LAP ANALYSIS - RACE 4

(contd.)

| | | |
|---------------------|---------------------------|-----------------------|
| 77 | James SAGGERS | Radical SR4 Clubsport |
| 1 - 6:28.256 | 6 - 1:41.684P | 11 - 1:30.856 |
| 2 - 1:38.899 | 7 - 3:07.099 | 12 - 1:30.876 |
| 3 - 1:33.160 | 8 - 1:31.698 | |
| 4 - 1:32.715 | 9 - 1:30.931 | |
| 5 - 1:32.152 | 10 - 1:30.361 | |
| 89 | Chris STONEY | Radical SR4 Clubsport |
| 1 - 5:59.112 | 6 - 1:29.083 | |
| 2 - 1:33.728 | 7 - 1:39.414P | |
| 3 - 1:30.773 | 8 - 4:38.543 | |
| 4 - 1:30.093 | 9 - 1:27.760 | |
| 5 - 1:28.180 | 10 - 1:43.385P | |
| 96 | Alexander MORTIMER | Radical SR4 Clubsport |
| 1 - 6:01.392 | 6 - 2:26.675 | 11 - 1:27.053 |
| 2 - 1:44.774 | 7 - 1:28.343 | 12 - 1:34.539 |
| 3 - 1:28.931 | 8 - 1:27.355 | 13 - 1:36.127P |
| 4 - 1:28.131 | 9 - 1:33.088 | |
| 5 - 1:36.931P | 10 - 1:27.469 | |
| 99 | David OLDROYD | Radical SR4 Clubsport |
| 1 - 6:01.066 | | |
| 2 - 1:33.207 | | |
| 3 - 1:29.641 | | |
| 4 - 1:35.320P | | |
| 5 - 2:18.883 | | |

Weather / Track Cloudy / Dry
 These results are provisional until the conclusion of any judicial and technical matters.

Oulton Park
 Circuit Length = 2.2260 miles.
 Start: 09:52 End: 10:12


| | | |
|------------------|-----------|-------------|
| Clerk of Course: | Stewards: | Timekeeper: |
|------------------|-----------|-------------|

Matador Tyres Radical BiDuro Championship

GRID - RACE 4

| | | |
|-------|-------------|-------------|
| ROW 8 | 8 SUTTERBY | 14 BROMILEY |
| ROW 7 | 77 SAGGERS | 33 CRAVEN |
| ROW 6 | 99 OLDROYD | 7 MARDLIN |
| ROW 5 | 47 SAUNDERS | 55 HYDE |
| ROW 4 | 51 MORGAN | 67 ABBOTT |
| ROW 3 | 12 JONES | 3 FREEMAN |
| ROW 2 | 35 GIBB | 89 STONEY |
| ROW 1 | 96 MORTIMER | 17 GREAVES |

POLE



Weather / Track Cloudy / Dry
These results are provisional until the conclusion of any judicial and technical matters.


Oulton Park
Circuit Length = 2.2260 miles.
Start: 09:52 End: 10:12

| | | |
|------------------|-----------|-------------|
| Clerk of Course: | Stewards: | Timekeeper: |
|------------------|-----------|-------------|

Matador Tyres Radical BiDuro Championship

GRID - RACE 7

| | | | | |
|-------|----|----------|----|----------|
| ROW 8 | 17 | GREAVES | | |
| ROW 7 | 14 | BROMILEY | 8 | SUTTERBY |
| ROW 6 | 33 | CRAVEN | 77 | SAGGERS |
| ROW 5 | 47 | SAUNDERS | 7 | MARDLIN |
| ROW 4 | 12 | JONES | 35 | GIBB |
| ROW 3 | 67 | ABBOTT | 55 | HYDE |
| ROW 2 | 51 | MORGAN | 3 | FREEMAN |
| ROW 1 | 96 | MORTIMER | 89 | STONEY |
| | | POLE | | |



Weather / Track Sunny / Dry
These results are provisional until the conclusion of any judicial and technical matters.

Oulton Park
Circuit Length = 2.2260 miles.
Start: 14:57 End: 15:14

| | | |
|------------------|-----------|-------------|
| Clerk of Course: | Stewards: | Timekeeper: |
|------------------|-----------|-------------|

Matador Tyres Radical BiDuro Championship

RACE CLASSIFICATION - RACE 4

| POS | NO | CL | NAME | NAT | ENTRY | TIME | LAPS | GAP | MPH | BEST |
|----------------|----|-----------------|--------------------|-----------------------|-----------------------|-----------|------|----------|-------|-----------|
| 1 | 96 | SR | Alexander MORTIMER | | Radical SR4 Clubsport | 17:51.474 | 12 | | 89.74 | 1:28.258 |
| 2 | 89 | SR | Chris STONEY | | Radical SR4 Clubsport | 17:52.768 | 12 | 1.294 | 89.64 | 1:28.210 |
| 3 | 51 | SR | Henry MORGAN | | Radical SR4 Clubsport | 17:56.229 | 12 | 4.755 | 89.35 | 1:28.392 |
| 4 | 3 | SR | Tony FREEMAN | | Radical SR4 Clubsport | 17:57.529 | 12 | 6.055 | 89.24 | 1:28.360 |
| 5 | 67 | SR | Phillip ABBOTT | | Radical SR4 Clubsport | 17:58.869 | 12 | 7.395 | 89.13 | 1:28.521 |
| 6 | 55 | SR | Mick HYDE | | Radical SR4 Clubsport | 18:07.024 | 12 | 15.550 | 88.46 | 1:28.646 |
| 7 | 12 | C | Tim JONES | | Radical Clubsport | 18:07.538 | 12 | 16.064 | 88.42 | 1:29.029 |
| 8 | 35 | C | Phillip GIBB | | Radical Clubsport | 18:09.142 | 12 | 17.668 | 88.29 | 1:28.929 |
| 9 | 47 | C | Graham SAUNDERS | | Radical Clubsport | 18:09.240 | 12 | 17.766 | 88.28 | 1:28.465 |
| 10 | 7 | SR | Adrian MARDLIN | | Radical Clubsport | 18:18.018 | 12 | 26.544 | 87.57 | 1:29.335 |
| 11 | 33 | C | Charles CRAVEN | | Radical Clubsport | 18:20.615 | 12 | 29.141 | 87.37 | 1:30.374 |
| 12 | 77 | SR | James SAGGERS | | Radical SR4 Clubsport | 18:44.682 | 12 | 53.208 | 85.50 | 1:30.575 |
| 13 | 14 | C | Roger BROMILEY | | Radical Clubsport | 18:46.381 | 12 | 54.907 | 85.37 | 1:31.493 |
| NOT CLASSIFIED | | | | | | | | | | |
| 8 | C | Mark SUTTERBY | | Radical Clubsport | | 13:46.825 | 9 | D.N.F. | 87.22 | 1:29.173 |
| 17 | C | Tim GREAVES | | Radical Clubsport | | 6:30.685 | 4 | D.N.F. | 82.04 | 1:28.541 |
| FASTEST LAP | | | | | | | | | | |
| 89 | SR | Chris STONEY | | Radical SR4 Clubsport | | 1:28.210 | 12 | 90.84mph | | 146.20kph |
| 47 | C | Graham SAUNDERS | | Radical Clubsport | | 1:28.465 | 11 | 90.58mph | | 145.78kph |

Weather / Track Sunny / Dry

These results are provisional until the conclusion of any judicial and technical matters.

Oulton Park
Circuit Length = 2.2260 miles.
Start: 14:57 End: 15:14

| | | |
|------------------|-----------|-------------|
| Clerk of Course: | Stewards: | Timekeeper: |
|------------------|-----------|-------------|

Matador Tyres Radical BiDuro Championship

RACE CLASSIFICATION - RACE 7

| POS | NO | CL | NAME | NAT | ENTRY | TIME | LAPS | GAP | MPH | BEST |
|-----|----|----|--------------------|-----|-----------------------|-----------|------|--------|-------|----------|
| 1 | 96 | SR | Alexander MORTIMER | | Radical SR4 Clubsport | 17:42.963 | 12 | | 90.46 | 1:27.409 |
| 2 | 89 | SR | Chris STONEY | | Radical SR4 Clubsport | 17:43.540 | 12 | 0.577 | 90.41 | 1:27.277 |
| 3 | 51 | SR | Henry MORGAN | | Radical SR4 Clubsport | 17:53.225 | 12 | 10.262 | 89.60 | 1:28.388 |
| 4 | 35 | C | Phillip GIBB | | Radical Clubsport | 18:00.326 | 12 | 17.363 | 89.01 | 1:28.480 |
| 5 | 17 | C | Tim GREAVES | | Radical Clubsport | 18:00.657 | 12 | 17.694 | 88.98 | 1:27.954 |
| 6 | 3 | SR | Tony FREEMAN | | Radical SR4 Clubsport | 18:05.216 | 12 | 22.253 | 88.61 | 1:28.445 |
| 7 | 55 | SR | Mick HYDE | | Radical SR4 Clubsport | 18:05.686 | 12 | 22.723 | 88.57 | 1:29.228 |
| 8 | 47 | C | Graham SAUNDERS | | Radical Clubsport | 18:05.900 | 12 | 22.937 | 88.55 | 1:28.715 |
| 9 | 67 | SR | Phillip ABBOTT | | Radical SR4 Clubsport | 18:08.152 | 12 | 25.189 | 88.37 | 1:29.249 |
| 10 | 8 | C | Mark SUTTERBY | | Radical Clubsport | 18:11.009 | 12 | 28.046 | 88.14 | 1:28.799 |
| 11 | 33 | C | Charles CRAVEN | | Radical Clubsport | 18:12.270 | 12 | 29.307 | 88.04 | 1:29.152 |
| 12 | 12 | C | Tim JONES | | Radical Clubsport | 18:15.176 | 12 | 32.213 | 87.80 | 1:28.995 |
| 13 | 7 | SR | Adrian MARDLIN | | Radical Clubsport | 18:30.263 | 12 | 47.300 | 86.61 | 1:29.332 |
| 14 | 14 | C | Roger BROMILEY | | Radical Clubsport | 18:37.600 | 12 | 54.637 | 86.04 | 1:31.295 |

NOT CLASSIFIED

| | | | | | | | | | |
|----|----|---------------|--|-----------------------|----------|---|--------|-------|----------|
| 77 | SR | James SAGGERS | | Radical SR4 Clubsport | 7:52.774 | 5 | D.N.F. | 84.75 | 1:30.088 |
|----|----|---------------|--|-----------------------|----------|---|--------|-------|----------|

FASTEST LAP

| | | | | | | | | |
|----|----|--------------|--|-----------------------|----------|----|----------|-----------|
| 89 | SR | Chris STONEY | | Radical SR4 Clubsport | 1:27.277 | 10 | 91.81mph | 147.76kph |
| 17 | C | Tim GREAVES | | Radical Clubsport | 1:27.954 | 10 | 91.11mph | 146.62kph |

Weather / Track Sunny / Dry

These results are provisional until the conclusion of any judicial and technical matters.

Oulton Park
Circuit Length = 2.2260 miles.
Start: 17:00 End: 17:18

| | | |
|------------------|-----------|-------------|
| Clerk of Course: | Stewards: | Timekeeper: |
|------------------|-----------|-------------|

Matador Tyres Radical BiDuro Championship LAP CHART RACE 4

| Lap 1 | | | Lap 2 | | | Lap 3 | | | Lap 4 | | | Lap 5 | | |
|-------|--------|----------|-------|--------|----------|-------|--------|----------|-------|--------|-----------|-------|--------|----------|
| No | Behind | Laptime | No | Behind | Laptime | No | Behind | Laptime | No | Behind | Laptime | No | Behind | Laptime |
| 96 | | 1:33.794 | 96 | | 1:28.638 | 96 | | 1:28.582 | 96 | | 1:28.395 | 96 | | 1:28.306 |
| 17 | 0.701 | 1:34.495 | 17 | 1.289 | 1:29.226 | 17 | 1.248 | 1:28.541 | 89 | 2.072 | 1:29.120 | 89 | 2.117 | 1:28.351 |
| 89 | 1.274 | 1:35.068 | 89 | 1.437 | 1:28.801 | 89 | 1.347 | 1:28.492 | 51 | 6.466 | 1:29.533 | 51 | 7.676 | 1:29.516 |
| 51 | 2.982 | 1:36.776 | 51 | 4.093 | 1:29.749 | 51 | 5.328 | 1:29.817 | 3 | 6.728 | 1:29.432 | 3 | 7.796 | 1:29.374 |
| 3 | 3.439 | 1:37.233 | 3 | 4.542 | 1:29.741 | 3 | 5.691 | 1:29.731 | 67 | 8.246 | 1:29.956 | 67 | 8.461 | 1:28.521 |
| 67 | 3.874 | 1:37.668 | 35 | 4.809 | 1:29.376 | 35 | 6.585 | 1:30.358 | 35 | 9.030 | 1:30.840 | 35 | 9.653 | 1:28.929 |
| 35 | 4.071 | 1:37.865 | 67 | 5.528 | 1:30.292 | 67 | 6.685 | 1:29.739 | 12 | 9.315 | 1:30.172 | 12 | 10.038 | 1:29.029 |
| 7 | 4.874 | 1:38.668 | 7 | 6.417 | 1:30.181 | 12 | 7.538 | 1:29.377 | 55 | 10.879 | 1:30.564 | 55 | 11.278 | 1:28.705 |
| 12 | 5.287 | 1:39.081 | 12 | 6.743 | 1:30.094 | 7 | 8.278 | 1:30.443 | 7 | 11.063 | 1:31.180 | 47 | 12.497 | 1:29.537 |
| 55 | 5.680 | 1:39.474 | 47 | 7.064 | 1:29.824 | 55 | 8.710 | 1:29.566 | 47 | 11.266 | 1:30.372 | 7 | 13.621 | 1:30.864 |
| 47 | 5.878 | 1:39.672 | 55 | 7.726 | 1:30.684 | 47 | 9.289 | 1:30.807 | 8 | 12.342 | 1:30.566 | 8 | 13.920 | 1:29.884 |
| 8 | 6.641 | 1:40.435 | 8 | 9.095 | 1:31.092 | 8 | 10.171 | 1:29.658 | 33 | 14.738 | 1:30.923 | 33 | 16.929 | 1:30.497 |
| 33 | 7.734 | 1:41.528 | 33 | 10.338 | 1:31.242 | 33 | 12.210 | 1:30.454 | 14 | 25.549 | 1:33.998 | 14 | 30.131 | 1:32.888 |
| 14 | 8.868 | 1:42.662 | 77 | 10.980 | 1:30.575 | 14 | 19.946 | 1:34.120 | 17 | 31.276 | 1:58.423P | 77 | 39.461 | 1:31.813 |
| 77 | 9.043 | 1:42.837 | 14 | 14.408 | 1:34.178 | 77 | 24.895 | 1:42.497 | 77 | 35.954 | 1:39.454 | | | |

Matador Tyres Radical BiDuro Championship

LAP CHART RACE 4

(contd.)

| Lap 6 | | | Lap 7 | | | Lap 8 | | | Lap 9 | | | Lap 10 | | |
|-------|--------|----------|-------|--------|----------|-------|--------|----------|-------|--------|-----------|--------|--------|----------|
| No | Behind | Laptime | No | Behind | Laptime | No | Behind | Laptime | No | Behind | Laptime | No | Behind | Laptime |
| 96 | | 1:28.258 | 96 | | 1:28.380 | 96 | | 1:28.709 | 96 | | 1:28.920 | 96 | | 1:29.176 |
| 89 | 2.664 | 1:28.805 | 89 | 3.130 | 1:28.846 | 89 | 4.134 | 1:29.713 | 89 | 3.600 | 1:28.386 | 89 | 4.233 | 1:29.809 |
| 51 | 8.636 | 1:29.218 | 51 | 8.790 | 1:28.534 | 51 | 8.583 | 1:28.502 | 51 | 8.282 | 1:28.619 | 51 | 7.972 | 1:28.866 |
| 67 | 9.373 | 1:29.170 | 3 | 10.071 | 1:28.594 | 3 | 10.098 | 1:28.736 | 3 | 9.538 | 1:28.360 | 3 | 9.135 | 1:28.773 |
| 3 | 9.857 | 1:30.319 | 67 | 10.618 | 1:29.625 | 67 | 11.030 | 1:29.121 | 67 | 10.777 | 1:28.667 | 67 | 10.392 | 1:28.791 |
| 35 | 11.196 | 1:29.801 | 35 | 13.320 | 1:30.504 | 55 | 15.116 | 1:30.274 | 55 | 15.763 | 1:29.567 | 55 | 16.277 | 1:29.690 |
| 12 | 11.423 | 1:29.643 | 55 | 13.551 | 1:30.265 | 12 | 16.106 | 1:31.010 | 12 | 16.572 | 1:29.386 | 12 | 16.623 | 1:29.227 |
| 55 | 11.666 | 1:28.646 | 12 | 13.805 | 1:30.762 | 35 | 16.701 | 1:32.090 | 35 | 17.771 | 1:29.990 | 35 | 18.552 | 1:29.957 |
| 47 | 13.520 | 1:29.281 | 7 | 16.402 | 1:30.062 | 8 | 17.743 | 1:29.868 | 7 | 19.777 | 1:30.302 | 47 | 20.382 | 1:28.912 |
| 7 | 14.720 | 1:29.357 | 8 | 16.584 | 1:30.129 | 7 | 18.395 | 1:30.702 | 47 | 20.646 | 1:29.097 | 7 | 27.823 | 1:37.222 |
| 8 | 14.835 | 1:29.173 | 47 | 19.773 | 1:34.633 | 47 | 20.469 | 1:29.405 | 8 | 24.843 | 1:36.020P | 33 | 28.593 | 1:31.560 |
| 33 | 19.579 | 1:30.908 | 33 | 21.815 | 1:30.616 | 33 | 24.243 | 1:31.137 | 33 | 26.209 | 1:30.886 | 77 | 50.591 | 1:31.304 |
| 14 | 34.512 | 1:32.639 | 14 | 39.164 | 1:33.032 | 14 | 44.604 | 1:34.149 | 14 | 48.313 | 1:32.629 | 14 | 52.080 | 1:32.943 |
| 77 | 42.228 | 1:31.025 | 77 | 44.449 | 1:30.601 | 77 | 46.548 | 1:30.808 | 77 | 48.463 | 1:30.835 | | | |

Matador Tyres Radical BiDuro Championship

LAP CHART RACE 4

(contd.)

| Lap 11 | | | Lap 12 | | | Lap 13 | | | Lap 14 | | | Lap 15 | | |
|--------|--------|----------|--------|--------|----------|--------|--------|---------|--------|--------|---------|--------|--------|---------|
| No | Behind | Laptime | No | Behind | Laptime | No | Behind | Laptime | No | Behind | Laptime | No | Behind | Laptime |
| 96 | | 1:29.712 | 96 | | 1:30.604 | | | | | | | | | |
| 89 | 3.688 | 1:29.167 | 89 | 1.294 | 1:28.210 | | | | | | | | | |
| 51 | 6.967 | 1:28.707 | 51 | 4.755 | 1:28.392 | | | | | | | | | |
| 3 | 8.222 | 1:28.799 | 3 | 6.055 | 1:28.437 | | | | | | | | | |
| 67 | 9.391 | 1:28.711 | 67 | 7.395 | 1:28.608 | | | | | | | | | |
| 55 | 16.187 | 1:29.622 | 55 | 15.550 | 1:29.967 | | | | | | | | | |
| 12 | 16.560 | 1:29.649 | 12 | 16.064 | 1:30.108 | | | | | | | | | |
| 35 | 18.564 | 1:29.724 | 35 | 17.668 | 1:29.708 | | | | | | | | | |
| 47 | 19.135 | 1:28.465 | 47 | 17.766 | 1:29.235 | | | | | | | | | |
| 7 | 27.446 | 1:29.335 | 7 | 26.544 | 1:29.702 | | | | | | | | | |
| 33 | 29.371 | 1:30.490 | 33 | 29.141 | 1:30.374 | | | | | | | | | |
| 77 | 52.555 | 1:31.676 | 77 | 53.208 | 1:31.257 | | | | | | | | | |
| 14 | 54.018 | 1:31.650 | 14 | 54.907 | 1:31.493 | | | | | | | | | |

Matador Tyres Radical BiDuro Championship LAP CHART - RACE 7

| Lap 1 | | | Lap 2 | | | Lap 3 | | | Lap 4 | | | Lap 5 | | |
|-------|--------|----------|-------|--------|----------|-------|--------|----------|-------|--------|----------|-------|--------|-----------|
| No | Behind | Laptime | No | Behind | Laptime | No | Behind | Laptime | No | Behind | Laptime | No | Behind | Laptime |
| 96 | | 1:34.061 | 96 | | 1:29.082 | 96 | | 1:29.045 | 96 | | 1:28.419 | 96 | | 1:27.903 |
| 89 | 0.555 | 1:34.616 | 89 | 1.016 | 1:29.543 | 89 | 1.648 | 1:29.677 | 89 | 1.382 | 1:28.153 | 89 | 1.022 | 1:27.543 |
| 3 | 1.921 | 1:35.982 | 3 | 2.093 | 1:29.254 | 3 | 2.877 | 1:29.829 | 51 | 4.014 | 1:28.908 | 51 | 4.550 | 1:28.439 |
| 51 | 2.387 | 1:36.448 | 51 | 2.946 | 1:29.641 | 51 | 3.525 | 1:29.624 | 3 | 4.014 | 1:29.556 | 3 | 5.418 | 1:29.307 |
| 67 | 3.745 | 1:37.806 | 67 | 4.457 | 1:29.794 | 67 | 5.651 | 1:30.239 | 67 | 6.825 | 1:29.593 | 67 | 8.171 | 1:29.249 |
| 55 | 4.193 | 1:38.254 | 55 | 5.028 | 1:29.917 | 55 | 6.096 | 1:30.113 | 55 | 7.280 | 1:29.603 | 35 | 8.661 | 1:28.584 |
| 7 | 4.499 | 1:38.560 | 35 | 5.311 | 1:29.420 | 35 | 6.377 | 1:30.111 | 35 | 7.980 | 1:30.022 | 55 | 9.266 | 1:29.889 |
| 35 | 4.973 | 1:39.034 | 7 | 6.384 | 1:30.967 | 12 | 7.149 | 1:29.633 | 12 | 8.131 | 1:29.401 | 12 | 9.775 | 1:29.547 |
| 12 | 5.369 | 1:39.430 | 12 | 6.561 | 1:30.274 | 47 | 7.762 | 1:30.104 | 47 | 8.549 | 1:29.206 | 47 | 10.381 | 1:29.735 |
| 77 | 5.827 | 1:39.888 | 47 | 6.703 | 1:29.834 | 17 | 8.699 | 1:30.377 | 17 | 9.243 | 1:28.963 | 17 | 10.387 | 1:29.047 |
| 47 | 5.951 | 1:40.012 | 17 | 7.367 | 1:29.635 | 7 | 8.990 | 1:31.651 | 7 | 10.195 | 1:29.624 | 7 | 11.624 | 1:29.332 |
| 17 | 6.814 | 1:40.875 | 33 | 8.455 | 1:30.537 | 33 | 9.655 | 1:30.245 | 33 | 10.895 | 1:29.659 | 33 | 12.305 | 1:29.313 |
| 33 | 7.000 | 1:41.061 | 77 | 9.061 | 1:32.316 | 8 | 10.719 | 1:30.248 | 8 | 11.808 | 1:29.508 | 8 | 12.704 | 1:28.799 |
| 8 | 7.748 | 1:41.809 | 8 | 9.516 | 1:30.850 | 77 | 11.400 | 1:31.384 | 77 | 13.069 | 1:30.088 | 77 | 24.264 | 1:39.098P |
| 14 | 9.091 | 1:43.152 | 14 | 12.132 | 1:32.123 | 14 | 15.940 | 1:32.853 | 14 | 19.613 | 1:32.092 | 14 | 24.229 | 1:32.519 |

Matador Tyres Radical BiDuro Championship

LAP CHART - RACE 7

(contd.)

| Lap 6 | | | Lap 7 | | | Lap 8 | | | Lap 9 | | | Lap 10 | | |
|-------|--------|----------|-------|--------|----------|-------|--------|----------|-------|--------|----------|--------|--------|----------|
| No | Behind | Laptime | No | Behind | Laptime | No | Behind | Laptime | No | Behind | Laptime | No | Behind | Laptime |
| 96 | | 1:27.693 | 96 | | 1:27.910 | 96 | | 1:28.198 | 96 | | 1:27.694 | 96 | | 1:27.409 |
| 89 | 0.658 | 1:27.329 | 89 | 0.556 | 1:27.808 | 89 | 1.044 | 1:28.686 | 89 | 0.666 | 1:27.316 | 89 | 0.534 | 1:27.277 |
| 51 | 5.896 | 1:29.039 | 51 | 6.456 | 1:28.470 | 51 | 6.787 | 1:28.529 | 51 | 7.481 | 1:28.388 | 51 | 8.798 | 1:28.726 |
| 3 | 6.448 | 1:28.723 | 3 | 7.176 | 1:28.638 | 3 | 8.177 | 1:29.199 | 3 | 9.028 | 1:28.545 | 3 | 10.555 | 1:28.936 |
| 67 | 11.185 | 1:30.707 | 35 | 11.833 | 1:28.500 | 35 | 12.528 | 1:28.893 | 35 | 13.785 | 1:28.951 | 35 | 15.333 | 1:28.957 |
| 35 | 11.243 | 1:30.275 | 55 | 14.182 | 1:30.589 | 17 | 15.304 | 1:29.009 | 17 | 15.709 | 1:28.099 | 17 | 16.254 | 1:27.954 |
| 55 | 11.503 | 1:29.930 | 17 | 14.493 | 1:30.187 | 55 | 15.601 | 1:29.617 | 55 | 17.135 | 1:29.228 | 55 | 18.987 | 1:29.261 |
| 12 | 11.799 | 1:29.717 | 67 | 14.987 | 1:31.712 | 67 | 16.753 | 1:29.964 | 47 | 18.379 | 1:29.226 | 47 | 19.685 | 1:28.715 |
| 17 | 12.216 | 1:29.522 | 47 | 15.241 | 1:30.767 | 47 | 16.847 | 1:29.804 | 67 | 19.562 | 1:30.503 | 67 | 21.625 | 1:29.472 |
| 47 | 12.384 | 1:29.696 | 7 | 16.729 | 1:30.874 | 7 | 18.321 | 1:29.790 | 7 | 20.860 | 1:30.233 | 7 | 22.842 | 1:29.391 |
| 7 | 13.765 | 1:29.834 | 33 | 18.104 | 1:32.056 | 8 | 19.691 | 1:29.075 | 8 | 21.358 | 1:29.361 | 8 | 23.100 | 1:29.151 |
| 33 | 13.958 | 1:29.346 | 8 | 18.814 | 1:32.178 | 33 | 21.535 | 1:31.629 | 33 | 22.993 | 1:29.152 | 33 | 25.223 | 1:29.639 |
| 8 | 14.546 | 1:29.535 | 12 | 25.276 | 1:41.387 | 12 | 26.583 | 1:29.505 | 12 | 27.974 | 1:29.085 | 12 | 29.628 | 1:29.063 |
| 14 | 29.144 | 1:32.608 | 14 | 33.801 | 1:32.567 | 14 | 38.443 | 1:32.840 | 14 | 42.691 | 1:31.942 | 14 | 46.785 | 1:31.503 |

Matador Tyres Radical BiDuro Championship

LAP CHART - RACE 7

(contd.)

| Lap 11 | | | Lap 12 | | | Lap 13 | | | Lap 14 | | | Lap 15 | | |
|--------|--------|----------|--------|--------|----------|--------|--------|---------|--------|--------|---------|--------|--------|---------|
| No | Behind | Laptime | No | Behind | Laptime | No | Behind | Laptime | No | Behind | Laptime | No | Behind | Laptime |
| 96 | | 1:27.777 | 96 | | 1:27.772 | | | | | | | | | |
| 89 | 0.467 | 1:27.710 | 89 | 0.577 | 1:27.882 | | | | | | | | | |
| 51 | 9.568 | 1:28.547 | 51 | 10.262 | 1:28.466 | | | | | | | | | |
| 3 | 11.580 | 1:28.802 | 3 | 12.253 | 1:28.445 | | | | | | | | | |
| 35 | 16.036 | 1:28.480 | 35 | 17.363 | 1:29.099 | | | | | | | | | |
| 17 | 16.957 | 1:28.480 | 17 | 17.694 | 1:28.509 | | | | | | | | | |
| 55 | 20.602 | 1:29.392 | 55 | 22.723 | 1:29.893 | | | | | | | | | |
| 47 | 20.717 | 1:28.809 | 47 | 22.937 | 1:29.992 | | | | | | | | | |
| 67 | 23.162 | 1:29.314 | 67 | 25.189 | 1:29.799 | | | | | | | | | |
| 8 | 26.256 | 1:30.933 | 8 | 28.046 | 1:29.562 | | | | | | | | | |
| 33 | 27.615 | 1:30.169 | 33 | 29.307 | 1:29.464 | | | | | | | | | |
| 12 | 30.990 | 1:29.139 | 12 | 32.213 | 1:28.995 | | | | | | | | | |
| 7 | 43.484 | 1:48.419 | 7 | 47.300 | 1:31.588 | | | | | | | | | |
| 14 | 51.114 | 1:32.106 | 14 | 54.637 | 1:31.295 | | | | | | | | | |

ARP Formula 3 Championship QUALIFYING - RACE 6

| POS | NO | CL | NAME | NAT | ENTRY | TIME | LAPS | GAP | MPH |
|-----|----|----|-------------------|-----|--------------|----------|------|-------|-------|
| 1 | 1 | A | Richard MARSH | | Dallara F398 | 1:21.861 | 10 | | 97.89 |
| 2 | 7 | A | Jon GRAY | | Dallara F399 | 1:22.658 | 18 | 0.797 | 96.94 |
| 3 | 6 | A | Janine PAYNE | | Dallara F300 | 1:22.799 | 16 | 0.938 | 96.78 |
| 4 | 4 | A | Keith BALDWIN | | Dallara F300 | 1:22.920 | 17 | 1.059 | 96.64 |
| 5 | 11 | A | Shane KELLY | | Dallara F397 | 1:23.399 | 15 | 1.538 | 96.08 |
| 6 | 12 | A | Stuart WILTSHIRE | | Dallara F301 | 1:23.559 | 16 | 1.698 | 95.90 |
| 7 | 17 | A | James WINSLOW | | Dallara F396 | 1:23.574 | 14 | 1.713 | 95.88 |
| 8 | 9 | A | Mark DWYER | | Dallara | 1:23.588 | 16 | 1.727 | 95.87 |
| 9 | 32 | B | Stephen CLEGG | | Reynard 863 | 1:24.523 | 14 | 2.662 | 94.81 |
| 10 | 36 | B | Oliver ALLAN | | Reynard 913 | 1:25.331 | 17 | 3.470 | 93.91 |
| 11 | 14 | A | Chris WILLIE | | Dallara F396 | 1:25.786 | 10 | 3.925 | 93.41 |
| 12 | 31 | B | Daron BLAND | | Reynard 903 | 1:25.913 | 16 | 4.052 | 93.27 |
| 13 | 18 | A | Alan ELLIS | | Dallara F398 | 1:26.207 | 15 | 4.346 | 92.95 |
| 14 | 10 | A | Terry LUDGROVE | | Dallara 963 | 1:28.582 | 14 | 6.721 | 90.46 |
| 15 | 35 | B | Peter HANNAM | | Reynard 923 | 1:29.490 | 15 | 7.629 | 89.54 |
| 16 | 38 | B | Peter KALPAKIOTIS | | Dallara 391 | 1:30.756 | 15 | 8.895 | 88.29 |

Weather / Track Sunny / Dry

These results are provisional until the conclusion of any judicial and technical matters.

Oulton Park

Circuit Length = 2.2260 miles.

Start: 10:22 End: 10:46

| | | |
|------------------|-----------|-------------|
| Clerk of Course: | Stewards: | Timekeeper: |
|------------------|-----------|-------------|

ARP Formula 3 Championship LAP ANALYSIS - RACE 6

| | | | | | |
|-----------|-----------------------|--------------|-----------------|------|-----------------|
| 1 | Richard MARSH | Dallara F398 | | | |
| 1 - | 7:54.791 | 6 - | 1:21.861 | | |
| 2 - | 1:25.842 | 7 - | 1:32.951P | | |
| 3 - | 1:23.298 | 8 - | X:00.000 | | |
| 4 - | 1:23.369 | 9 - | 1:44.556 | | |
| 5 - | 1:22.523 | 10 - | 1:47.079 | | |
| 4 | Keith BALDWIN | Dallara F300 | | | |
| 1 - | 8:05.497 | 6 - | 1:23.511 | 11 - | 1:24.188 |
| 2 - | 1:29.117 | 7 - | 1:23.785 | 12 - | 1:24.198 |
| 3 - | 1:25.999 | 8 - | 1:23.643 | 13 - | 1:24.258 |
| 4 - | 1:24.103 | 9 - | 1:28.212P | 14 - | 1:22.920 |
| 5 - | 1:23.788 | 10 - | 3:24.025 | 15 - | 1:23.436 |
| 6 | Janine PAYNE | Dallara F300 | | | |
| 1 - | 8:10.709 | 6 - | 1:24.849 | 11 - | 1:26.787 |
| 2 - | 1:30.513 | 7 - | 1:24.668 | 12 - | 1:25.377 |
| 3 - | 1:27.323 | 8 - | 1:30.822P | 13 - | 1:24.406 |
| 4 - | 1:25.658 | 9 - | 4:26.462 | 14 - | 1:25.573 |
| 5 - | 1:24.980 | 10 - | 1:29.476 | 15 - | 1:23.287 |
| 7 | Jon GRAY | Dallara F399 | | | |
| 1 - | 8:10.902 | 6 - | 1:23.353 | 11 - | 1:23.299 |
| 2 - | 1:30.988 | 7 - | 1:25.826 | 12 - | 1:23.721 |
| 3 - | 1:27.105 | 8 - | 1:28.176 | 13 - | 1:23.892 |
| 4 - | 1:27.478 | 9 - | 1:23.889 | 14 - | 1:23.231 |
| 5 - | 1:24.946 | 10 - | 1:23.611 | 15 - | 1:23.037 |
| 9 | Mark DWYER | Dallara | | | |
| 1 - | 8:17.971 | 6 - | 1:25.868 | 11 - | 1:26.412 |
| 2 - | 1:32.412 | 7 - | 1:26.904 | 12 - | 1:24.029 |
| 3 - | 1:30.808 | 8 - | 1:24.303 | 13 - | 1:23.590 |
| 4 - | 1:32.913P | 9 - | 1:24.296 | 14 - | 1:26.279 |
| 5 - | 3:29.056 | 10 - | 1:24.392 | 15 - | 1:23.588 |
| 10 | Terry LUDGROVE | Dallara 963 | | | |
| 1 - | 8:18.887 | 6 - | 1:30.669 | 11 - | 1:28.582 |
| 2 - | 1:34.592 | 7 - | 1:36.368P | 12 - | 1:29.016 |
| 3 - | 1:33.387 | 8 - | 5:07.604 | 13 - | 1:30.442 |
| 4 - | 1:31.597 | 9 - | 1:32.684 | 14 - | 1:29.526 |
| 5 - | 1:30.822 | 10 - | 1:30.459 | | |
| 11 | Shane KELLY | Dallara F397 | | | |
| 1 - | 8:21.398 | 6 - | 1:24.373 | 11 - | 1:26.463 |
| 2 - | 1:30.114 | 7 - | 1:24.014 | 12 - | 1:24.019 |
| 3 - | 1:32.172 | 8 - | 1:30.223P | 13 - | 1:43.668 |
| 4 - | 1:26.998 | 9 - | 4:51.826 | 14 - | 1:23.399 |
| 5 - | 1:25.610 | 10 - | 1:24.267 | 15 - | 1:26.550 |

ARP Formula 3 Championship

LAP ANALYSIS - RACE 6

(contd.)

| | | | | | | | |
|-----------|-------------------------|--------------|-----------------|------|-----------------|------|----------|
| 12 | Stuart WILTSHIRE | Dallara F301 | | | | | |
| 1 - | 7:57.432 | 6 - | 1:26.071 | 11 - | 1:25.590 | 16 - | 1:23.782 |
| 2 - | 1:26.066 | 7 - | 1:32.235P | 12 - | 1:25.263 | | |
| 3 - | 1:25.051 | 8 - | 4:53.039 | 13 - | 1:23.559 | | |
| 4 - | 1:25.476 | 9 - | 1:24.388 | 14 - | 1:24.567 | | |
| 5 - | 1:26.511 | 10 - | 1:23.831 | 15 - | 1:24.825 | | |
| 14 | Chris WILLIE | Dallara F396 | | | | | |
| 1 - | 8:34.794 | 6 - | 1:27.912 | | | | |
| 2 - | 1:29.323 | 7 - | 1:25.786 | | | | |
| 3 - | 1:33.662 | 8 - | 1:25.937 | | | | |
| 4 - | 1:36.237P | 9 - | 1:34.036P | | | | |
| 5 - | 7:08.571 | 10 - | 5:19.512 | | | | |
| 17 | James WINSLOW | Dallara F396 | | | | | |
| 1 - | 8:04.352 | 6 - | 6:02.804 | 11 - | 1:24.556 | | |
| 2 - | 1:26.670 | 7 - | 1:23.977 | 12 - | 1:23.623 | | |
| 3 - | 1:25.537 | 8 - | 1:23.574 | 13 - | 1:24.863 | | |
| 4 - | 1:24.571 | 9 - | 1:38.156 | 14 - | 1:24.810 | | |
| 5 - | 1:29.049P | 10 - | 1:26.564 | | | | |
| 18 | Alan ELLIS | Dallara F398 | | | | | |
| 1 - | 8:12.034 | 6 - | 1:29.242 | 11 - | 1:29.815 | | |
| 2 - | 1:36.760 | 7 - | 1:28.475 | 12 - | 1:28.715 | | |
| 3 - | 1:33.137 | 8 - | 1:27.092 | 13 - | 1:26.207 | | |
| 4 - | 1:31.346 | 9 - | 1:33.018P | 14 - | 1:26.275 | | |
| 5 - | 1:29.771 | 10 - | 3:46.112 | 15 - | 1:43.410P | | |
| 31 | Daron BLAND | Reynard 903 | | | | | |
| 1 - | 8:12.121 | 6 - | 1:26.332 | 11 - | 2:30.455 | 16 - | 1:28.073 |
| 2 - | 1:30.940 | 7 - | 1:26.455 | 12 - | 1:27.561 | | |
| 3 - | 1:27.856 | 8 - | 1:26.198 | 13 - | 1:27.182 | | |
| 4 - | 1:27.231 | 9 - | 1:26.776 | 14 - | 1:29.556 | | |
| 5 - | 1:26.687 | 10 - | 2:28.905P | 15 - | 1:25.913 | | |
| 32 | Stephen CLEGG | Reynard 863 | | | | | |
| 1 - | 7:56.365 | 6 - | 1:26.963 | 11 - | 1:26.240 | | |
| 2 - | 1:26.037 | 7 - | 1:24.963 | 12 - | 1:40.320 | | |
| 3 - | 1:25.568 | 8 - | 1:26.831 | 13 - | 1:30.185 | | |
| 4 - | 1:24.897 | 9 - | 1:24.523 | 14 - | 1:59.891P | | |
| 5 - | 1:24.669 | 10 - | 1:24.972 | | | | |
| 35 | Peter HANNAM | Reynard 923 | | | | | |
| 1 - | 8:32.680 | 6 - | 1:29.835 | 11 - | 1:29.490 | | |
| 2 - | 1:36.044 | 7 - | 1:29.907 | 12 - | 1:29.939 | | |
| 3 - | 1:32.296 | 8 - | 1:31.910 | 13 - | 1:34.361P | | |
| 4 - | 1:34.079 | 9 - | 1:31.013 | 14 - | 4:12.386 | | |
| 5 - | 1:31.462 | 10 - | 1:29.521 | 15 - | 1:31.286 | | |

ARP Formula 3 Championship


LAP ANALYSIS - RACE 6

(contd.)

| | | | | | |
|--------------|--------------------------|----------------------|----------------------|--|--|
| 36 | Oliver ALLAN | Reynard 913 | | | |
| 1 - 8:29.146 | 6 - 1:28.293 | 11 - 1:26.714 | 16 - 1:25.331 | | |
| 2 - 1:36.191 | 7 - 1:27.795 | 12 - 1:28.606 | 17 - 1:27.415 | | |
| 3 - 1:33.706 | 8 - 1:27.867 | 13 - 1:25.846 | | | |
| 4 - 1:33.088 | 9 - 1:26.992 | 14 - 1:25.444 | | | |
| 5 - 1:30.193 | 10 - 1:28.346 | 15 - 1:27.425 | | | |
| 38 | Peter KALPAKIOTIS | Dallara 391 | | | |
| 1 - 8:23.324 | 6 - 1:35.010 | 11 - 1:47.131P | | | |
| 2 - 1:38.969 | 7 - 1:34.843 | 12 - 3:18.819 | | | |
| 3 - 1:36.659 | 8 - 1:32.256 | 13 - 1:34.090 | | | |
| 4 - 1:35.777 | 9 - 1:31.531 | 14 - 1:30.756 | | | |
| 5 - 1:35.389 | 10 - 1:32.641 | 15 - 1:32.409 | | | |

ARP Formula 3 Championship

GRID - RACE 6

| | | |
|--|------------------------|----------------------------|
| ROW 8 | 1:29.490 35 HANNAM | 1:30.756 38 KALPAKIOTIS |
| ROW 7 | 1:26.207 18 ELLIS | 1:28.582 10 LUDGROVE |
| ROW 6 | 1:25.786 14 WILLIE | 1:25.913 31 BLAND |
| ROW 5 | 1:24.523 32 CLEGG | 1:25.331 36 ALLAN |
| ROW 4 | 1:23.574 17 WINSLOW | 1:23.588 9 DWYER |
| ROW 3 | 1:23.399 11 KELLY | 1:23.559 12 WILTSHIRE |
| ROW 2 | 1:22.799 6 PAYNE | 1:22.920 4 BALDWIN |
| ROW 1 | 1:21.861 1 MARSH | 1:22.658 7 GRAY |
| POLE | | |
|  | | |

Weather / Track Sunny / Dry
These results are provisional until the conclusion of any judicial and technical matters.

Oulton Park
 Circuit Length = 2.2260 miles.
 Start: 10:22 End: 10:46

| | | |
|------------------|-----------|-------------|
| Clerk of Course: | Stewards: | Timekeeper: |
|------------------|-----------|-------------|

ARP Formula 3 Championship

RACE CLASSIFICATION - RACE 6

| POS | NO | CL | NAME | NAT | ENTRY | TIME | LAPS | GAP | MPH | BEST |
|----------------|----|-----------------------|--------------------------|--------------|--------------|-----------|----------|-----------|----------|----------|
| 1 | 1 | A | Richard MARSH | | Dallara F398 | 18:15.993 | 13 | | 95.05 | 1:23.256 |
| 2 | 7 | A | Jon GRAY | | Dallara F399 | 18:22.664 | 13 | 6.671 | 94.47 | 1:23.220 |
| 3 | 11 | A | Shane KELLY | | Dallara F397 | 18:23.500 | 13 | 7.507 | 94.40 | 1:23.319 |
| 4 | 9 | A | Mark DWYER | | Dallara | 18:32.079 | 13 | 16.086 | 93.67 | 1:24.242 |
| 5 | 12 | A | Stuart WILTSHIRE | | Dallara F301 | 18:35.345 | 13 | 19.352 | 93.40 | 1:24.174 |
| 6 | 14 | A | Chris WILLIE | | Dallara F396 | 18:53.798 | 13 | 37.805 | 91.88 | 1:25.921 |
| 7 | 36 | B | Oliver ALLAN | | Reynard 913 | 19:03.424 | 13 | 47.431 | 91.11 | 1:26.309 |
| 8 | 31 | B | Daron BLAND | | Reynard 903 | 19:05.230 | 13 | 49.237 | 90.96 | 1:26.360 |
| 9 | 18 | A | Alan ELLIS | | Dallara F398 | 19:25.875 | 13 | 1:09.882 | 89.35 | 1:26.791 |
| 10 | 35 | B | Peter HANNAM | | Reynard 923 | 18:23.399 | 12 | 1 LAP | 87.15 | 1:29.561 |
| 11 | 6 | A | Janine PAYNE | | Dallara F300 | 18:37.062 | 12 | 1 LAP | 86.08 | 1:23.477 |
| 12 | 38 | B | Peter KALPAKIOTIS | | Dallara 391 | 18:47.062 | 12 | 1 LAP | 85.32 | 1:30.700 |
| NOT CLASSIFIED | | | | | | | | | | |
| 10 | A | Terry LUDGROVE | | Dallara 963 | 18:23.499 | 12 | D.N.F | 87.14 | 1:29.542 | |
| 32 | B | Stephen CLEGG | | Reynard 863 | 15:46.163 | 11 | D.N.F. | 93.16 | 1:24.125 | |
| 4 | A | Keith BALDWIN | | Dallara F300 | 9:55.914 | 7 | D.N.F. | 94.13 | 1:23.748 | |
| FASTEST LAP | | | | | | | | | | |
| 7 | A | Jon GRAY | | Dallara F399 | 1:23.220 | 7 | 96.29mph | 154.97kph | | |
| 32 | B | Stephen CLEGG | | Reynard 863 | 1:24.125 | 9 | 95.25mph | 153.30kph | | |

Red Flag at 16:44 Car 10 Excluded from Result
Weather / Track Sunny / Dry

Oulton Park
Circuit Length = 2.2260 miles.
Start: 16:23

| | | |
|------------------|-----------|-------------|
| Clerk of Course: | Stewards: | Timekeeper: |
|------------------|-----------|-------------|

ARP Formula 3 Championship

LAP CHART - RACE 6

| Lap 1 | | | Lap 2 | | | Lap 3 | | | Lap 4 | | | Lap 5 | | |
|-------|--------|----------|-------|--------|----------|-------|--------|----------|-------|--------|----------|-------|--------|----------|
| No | Behind | Lap time | No | Behind | Lap time | No | Behind | Lap time | No | Behind | Lap time | No | Behind | Lap time |
| 4 | 2.170 | 1:31.672 | 4 | 2.158 | 1:24.518 | 4 | 1.782 | 1:23.999 | 4 | 1.337 | 1:23.794 | 4 | 1.829 | 1:23.748 |
| 11 | 2.792 | 1:32.294 | 11 | 3.104 | 1:24.842 | 11 | 2.635 | 1:23.906 | 11 | 2.922 | 1:24.526 | 11 | 3.854 | 1:24.188 |
| 7 | 3.557 | 1:33.059 | 7 | 3.502 | 1:24.475 | 7 | 2.902 | 1:23.775 | 7 | 2.928 | 1:24.265 | 7 | 4.356 | 1:24.684 |
| 9 | 4.642 | 1:34.144 | 9 | 5.594 | 1:25.482 | 9 | 5.910 | 1:24.691 | 9 | 6.040 | 1:24.369 | 9 | 7.283 | 1:24.499 |
| 32 | 5.628 | 1:35.130 | 32 | 7.000 | 1:25.902 | 32 | 7.893 | 1:25.268 | 32 | 8.843 | 1:25.189 | 32 | 10.192 | 1:24.605 |
| 12 | 5.951 | 1:35.453 | 12 | 7.722 | 1:26.301 | 12 | 8.665 | 1:25.318 | 12 | 9.531 | 1:25.105 | 12 | 11.601 | 1:25.326 |
| 14 | 7.012 | 1:36.514 | 14 | 9.295 | 1:26.813 | 14 | 10.841 | 1:25.921 | 14 | 12.610 | 1:26.008 | 14 | 15.921 | 1:26.567 |
| 36 | 7.882 | 1:37.384 | 36 | 10.630 | 1:27.278 | 6 | 12.978 | 1:25.982 | 6 | 13.413 | 1:24.674 | 6 | 16.546 | 1:26.389 |
| 31 | 8.386 | 1:37.888 | 6 | 11.371 | 1:26.825 | 36 | 14.824 | 1:28.569 | 36 | 17.841 | 1:27.256 | 36 | 21.550 | 1:26.965 |
| 6 | 9.076 | 1:38.578 | 31 | 12.428 | 1:28.572 | 31 | 15.240 | 1:27.187 | 31 | 18.479 | 1:27.478 | 31 | 22.949 | 1:27.726 |
| 10 | 11.897 | 1:41.399 | 18 | 19.685 | 1:31.152 | 18 | 25.821 | 1:30.511 | 18 | 30.761 | 1:29.179 | 18 | 36.897 | 1:29.392 |
| 18 | 13.063 | 1:42.565 | 10 | 20.035 | 1:32.668 | 10 | 27.326 | 1:31.666 | 10 | 33.970 | 1:30.883 | 10 | 41.720 | 1:31.006 |
| 35 | 14.067 | 1:43.569 | 35 | 21.139 | 1:31.602 | 35 | 28.594 | 1:31.830 | 35 | 35.137 | 1:30.782 | 35 | 42.312 | 1:30.431 |
| 38 | 15.942 | 1:45.444 | 38 | 25.169 | 1:33.757 | 38 | 34.214 | 1:33.420 | 38 | 42.540 | 1:32.565 | 38 | 51.512 | 1:32.228 |

Red Flag at 16:44
Weather / Track Sunny / Dry

Oulton Park
Circuit Length = 2.2260 miles.
Start: 16:23

| | | |
|------------------|-----------|-------------|
| Clerk of Course: | Stewards: | Timekeeper: |
|------------------|-----------|-------------|

ARP Formula 3 Championship

LAP CHART - RACE 6

(contd.)

| Lap 6 | | | Lap 7 | | | Lap 8 | | | Lap 9 | | | Lap 10 | | |
|-------|--------|----------|-------|----------|----------|-------|----------|----------|-------|----------|----------|--------|----------|----------|
| No | Behind | Laptime | No | Behind | Laptime | No | Behind | Laptime | No | Behind | Laptime | No | Behind | Laptime |
| 4 | 2.497 | 1:24.235 | 4 | 3.047 | 1:23.948 | 11 | 5.108 | 1:25.065 | 11 | 5.565 | 1:23.862 | 38 | 1 LAP | 1:33.112 |
| 11 | 3.606 | 1:23.319 | 11 | 3.565 | 1:23.357 | 7 | 6.337 | 1:25.903 | 7 | 6.190 | 1:23.258 | 7 | 5.891 | 1:23.642 |
| 7 | 4.134 | 1:23.345 | 7 | 3.956 | 1:23.220 | 9 | 10.772 | 1:25.202 | 9 | 12.547 | 1:25.180 | 11 | 6.154 | 1:24.530 |
| 9 | 7.958 | 1:24.242 | 9 | 9.092 | 1:24.532 | 32 | 15.266 | 1:24.584 | 32 | 15.986 | 1:24.125 | 9 | 13.585 | 1:24.979 |
| 32 | 12.689 | 1:26.064 | 32 | 14.204 | 1:24.913 | 12 | 16.141 | 1:24.946 | 12 | 17.051 | 1:24.315 | 12 | 17.284 | 1:24.174 |
| 12 | 12.973 | 1:24.939 | 12 | 14.717 | 1:25.142 | 6 | 19.701 | 1:23.926 | 6 | 19.799 | 1:23.503 | 32 | 17.957 | 1:25.912 |
| 6 | 19.218 | 1:26.239 | 6 | 19.297 | 1:23.477 | 14 | 24.749 | 1:26.030 | 14 | 27.848 | 1:26.504 | 6 | 19.365 | 1:23.507 |
| 14 | 19.567 | 1:27.213 | 14 | 22.241 | 1:26.072 | 36 | 33.373 | 1:27.692 | 36 | 36.525 | 1:26.557 | 14 | 29.859 | 1:25.952 |
| 36 | 25.576 | 1:27.593 | 36 | 29.203 | 1:27.025 | 31 | 34.599 | 1:28.103 | 31 | 38.209 | 1:27.015 | 36 | 39.025 | 1:26.441 |
| 31 | 26.447 | 1:27.065 | 31 | 30.018 | 1:26.969 | 18 | 51.870 | 1:27.787 | 18 | 55.256 | 1:26.791 | 31 | 41.261 | 1:26.993 |
| 18 | 42.416 | 1:29.086 | 18 | 47.605 | 1:28.587 | 10 | 1:03.692 | 1:30.903 | 10 | 1:10.705 | 1:30.418 | 18 | 58.523 | 1:27.208 |
| 10 | 49.178 | 1:31.025 | 10 | 56.311 | 1:30.531 | 35 | 1:05.087 | 1:30.886 | 35 | 1:11.491 | 1:29.809 | 10 | 1:16.884 | 1:30.120 |
| 35 | 50.271 | 1:31.526 | 35 | 57.723 | 1:30.850 | 38 | 1:14.517 | 1:30.700 | | | | 35 | 1:17.495 | 1:29.945 |
| 38 | 58.912 | 1:30.967 | 38 | 1:07.339 | 1:31.825 | | | | | | | | | |

Red Flag at 16:44
Weather / Track Sunny / Dry

Oulton Park
Circuit Length = 2.2260 miles.
Start: 16:23

| | | |
|------------------|-----------|-------------|
| Clerk of Course: | Stewards: | Timekeeper: |
|------------------|-----------|-------------|

ARP Formula 3 Championship

LAP CHART - RACE 6

(contd.)

| Lap 11 | | | Lap 12 | | | Lap 13 | | | Lap 14 | | | Lap 15 | | |
|--------|----------|----------|--------|----------|----------|--------|----------|-----------|--------|--------|---------|--------|--------|---------|
| No | Behind | Laptime | No | Behind | Laptime | No | Behind | Laptime | No | Behind | Laptime | No | Behind | Laptime |
| 7 | 6.046 | 1:24.087 | 7 | 5.829 | 1:23.373 | 7 | 6.671 | 1:25.578 | | | | | | |
| 11 | 7.120 | 1:24.898 | 11 | 6.951 | 1:23.421 | 35 | 1 LAP | 1:32.608 | | | | | | |
| 38 | 1 LAP | 1:34.521 | 9 | 15.543 | 1:24.953 | 10 | 1 LAP | 1:33.338 | | | | | | |
| 9 | 14.180 | 1:24.527 | 12 | 18.776 | 1:24.789 | 11 | 7.507 | 1:25.292 | | | | | | |
| 12 | 17.577 | 1:24.225 | 38 | 1 LAP | 1:35.119 | 9 | 16.086 | 1:25.279 | | | | | | |
| 32 | 18.496 | 1:24.471 | 14 | 36.402 | 1:27.465 | 12 | 19.352 | 1:25.312 | | | | | | |
| 6 | 19.042 | 1:23.609 | 36 | 45.436 | 1:27.624 | 6 | 1 LAP | 2:50.353P | | | | | | |
| 14 | 32.527 | 1:26.600 | 31 | 47.495 | 1:27.396 | 38 | 1 LAP | 1:33.404 | | | | | | |
| 36 | 41.402 | 1:26.309 | 18 | 1:07.038 | 1:28.319 | 14 | 37.805 | 1:26.139 | | | | | | |
| 31 | 43.689 | 1:26.360 | | | | 36 | 47.431 | 1:26.731 | | | | | | |
| 18 | 1:02.309 | 1:27.718 | | | | 31 | 49.237 | 1:26.478 | | | | | | |
| 10 | 1:22.494 | 1:29.542 | | | | 18 | 1:09.882 | 1:27.580 | | | | | | |
| 35 | 1:23.124 | 1:29.561 | | | | | | | | | | | | |

Red Flag at 16:44
Weather / Track Sunny / Dry

Oulton Park
Circuit Length = 2.2260 miles.
Start: 16:23

| | | |
|------------------|-----------|-------------|
| Clerk of Course: | Stewards: | Timekeeper: |
|------------------|-----------|-------------|

Formula Jedi Championship QUALIFYING - RACE 8

| POS | NO | CL | NAME | NAT | ENTRY | TIME | LAPS | GAP | MPH |
|-----|----|----|----------------------|-----|--------------------|----------|------|--------|-------|
| 1 | 31 | B | Frazer CORBYN | | Formula Jedi Mk6 | 1:24.102 | 9 | | 95.28 |
| 2 | 35 | B | Luke KIDSLEY | | Formula Jedi Mk4-6 | 1:25.377 | 9 | 1.275 | 93.86 |
| 3 | 24 | B | David ROPER | | Formula Jedi Mk6 | 1:25.970 | 6 | 1.868 | 93.21 |
| 4 | 39 | B | Alistair GOSS | | Formula Jedi Mk6 | 1:26.180 | 9 | 2.078 | 92.98 |
| 5 | 33 | B | Louis HAMILTON-SMITH | | Formula Jedi | 1:27.490 | 8 | 3.388 | 91.59 |
| 6 | 42 | B | David HODGSON | | Formula Jedi Mk6 | 1:28.290 | 8 | 4.188 | 90.76 |
| 7 | 25 | B | Paul BUTCHER | | Formula Jedi Mk6 | 1:30.738 | 8 | 6.636 | 88.31 |
| 8 | 22 | B | Stuart ABBOTT | | Formula Jedi Mk4 | 1:31.172 | 10 | 7.070 | 87.89 |
| 9 | 21 | B | Jonathan CROUCHER | | Formula Jedi Mk4 | 1:31.973 | 9 | 7.871 | 87.13 |
| 10 | 9 | A | Adam WELLER | | Formula Jedi Mk6 | 1:33.399 | 8 | 9.297 | 85.80 |
| 11 | 19 | A | Scott TEMPLE | | Formula Jedi | 1:33.560 | 9 | 9.458 | 85.65 |
| 12 | 16 | A | Tim CAMERON | | Formula Jedi Mk4 | 1:34.531 | 10 | 10.429 | 84.77 |
| 13 | 4 | A | Jodie HEMMING | | Formula Jedi Mk4 | 1:34.665 | 9 | 10.563 | 84.65 |
| 14 | 2 | A | Miles HULFORD | | Formula Jedi | 1:35.691 | 9 | 11.589 | 83.74 |
| 15 | 14 | A | David CAMERON | | Formula Jedi Mk4 | 1:36.219 | 8 | 12.117 | 83.28 |
| 16 | 40 | B | Paul SANDERS | | Formula Jedi Mk4 | 1:36.514 | 9 | 12.412 | 83.03 |
| 17 | 29 | B | James SOTHCOTT | | Formula Jedi Mk4 | 1:37.441 | 4 | 13.339 | 82.24 |
| 18 | 18 | A | Katharine IMPEY | | Formula Jedi | 1:38.194 | 5 | 14.092 | 81.61 |
| 19 | 15 | A | Daniel COOK | | Formula Jedi | 1:38.681 | 6 | 14.579 | 81.20 |
| 20 | 12 | A | Chris ROBBINSON | | Formula Jedi Mk6 | 1:39.562 | 9 | 15.460 | 80.48 |
| 21 | 45 | B | Graham DYSON | | Formula Jedi | 1:41.960 | 8 | 17.858 | 78.59 |
| 22 | 30 | B | Graham READ | | Formula Jedi Mk4 | 1:43.001 | 6 | 18.899 | 77.80 |
| 23 | 8 | A | Dax WARD | | Formula Jedi Mk4 | 1:45.460 | 7 | 21.358 | 75.98 |
| 24 | 11 | A | Len TURNER | | Formula Jedi Mk6 | 1:47.100 | 8 | 22.998 | 74.82 |
| 25 | 41 | B | Geoffrey COWELL | | Formula Jedi Mk6 | 1:48.764 | 8 | 24.662 | 73.67 |

Weather / Track Sunny / Dry

These results are provisional until the conclusion of any judicial and technical matters.

Oulton Park

Circuit Length = 2.2260 miles.

Start: 10:51 End: 11:06

| | | |
|------------------|-----------|-------------|
| Clerk of Course: | Stewards: | Timekeeper: |
|------------------|-----------|-------------|

Formula Jedi Championship LAP ANALYSIS RACE 8

| | | |
|---------------------|------------------------|------------------|
| 2 | Miles HULFORD | Formula Jedi |
| 1 - 6:02.125 | 6 - 1:42.097 | |
| 2 - 1:45.492 | 7 - 1:35.691 | |
| 3 - 1:42.021 | 8 - 1:38.121 | |
| 4 - 1:38.418 | 9 - 1:42.234 | |
| 5 - 1:36.934 | | |
| 4 | Jodie HEMMING | Formula Jedi Mk4 |
| 1 - 5:02.297 | 6 - 1:45.980P | |
| 2 - 1:37.133 | 7 - 2:13.728 | |
| 3 - 1:35.938 | 8 - 1:34.665 | |
| 4 - 1:36.837 | 9 - 1:43.623 | |
| 5 - 1:35.426 | | |
| 8 | Dax WARD | Formula Jedi Mk4 |
| 1 - 5:41.916 | 6 - 1:45.460 | |
| 2 - 1:54.777 | 7 - 1:45.938 | |
| 3 - 1:51.211 | | |
| 4 - 1:53.552P | | |
| 5 - 2:52.963 | | |
| 9 | Adam WELLER | Formula Jedi Mk6 |
| 1 - 6:15.243 | 6 - 1:40.620 | |
| 2 - 1:36.566 | 7 - 1:33.786 | |
| 3 - 1:36.616 | 8 - 1:58.202 | |
| 4 - 1:37.331 | | |
| 5 - 1:33.399 | | |
| 11 | Len TURNER | Formula Jedi Mk6 |
| 1 - 5:27.503 | 6 - 1:47.100 | |
| 2 - 2:10.906 | 7 - 1:48.660 | |
| 3 - 1:57.260 | 8 - 2:01.603 | |
| 4 - 1:55.127 | | |
| 5 - 1:51.327 | | |
| 12 | Chris ROBBINSON | Formula Jedi Mk6 |
| 1 - 5:32.647 | 6 - 1:40.075 | |
| 2 - 2:02.291 | 7 - 1:42.164 | |
| 3 - 1:52.388 | 8 - 1:39.562 | |
| 4 - 1:49.301 | 9 - 1:45.536 | |
| 5 - 1:46.137 | | |

Weather / Track Sunny / Dry

These results are provisional until the conclusion of any judicial and technical matters.

Oulton Park
Circuit Length = 2.2260 miles.
Start: 10:51 End: 11:06

| | | |
|------------------|-----------|-------------|
| Clerk of Course: | Stewards: | Timekeeper: |
|------------------|-----------|-------------|

Formula Jedi Championship

LAP ANALYSIS RACE 8

(contd.)

| | | |
|-----------|--------------------------|---------------------|
| 14 | David CAMERON | Formula Jedi Mk4 |
| 1 - | 4:58.445 | 6 - 1:40.554 |
| 2 - | 1:36.219 | 7 - 1:40.457 |
| 3 - | 1:40.670 | 8 - 1:50.504P |
| 4 - | 1:50.886P | |
| 5 - | 2:23.809 | |
| 15 | Daniel COOK | Formula Jedi |
| 1 - | 5:40.755 | 6 - 1:40.695 |
| 2 - | 1:45.734 | |
| 3 - | 1:42.421 | |
| 4 - | 1:38.681 | |
| 5 - | 1:40.561 | |
| 16 | Tim CAMERON | Formula Jedi Mk4 |
| 1 - | 5:01.123 | 6 - 1:40.072 |
| 2 - | 1:38.951 | 7 - 1:35.777 |
| 3 - | 1:37.463 | 8 - 1:34.636 |
| 4 - | 1:41.513 | 9 - 1:34.531 |
| 5 - | 1:36.453 | 10 - 1:39.043 |
| 18 | Katharine IMPEY | Formula Jedi |
| 1 - | | |
| 2 - | X:00.000 | |
| 3 - | 1:38.194 | |
| 4 - | 1:38.242 | |
| 5 - | 1:38.989 | |
| 19 | Scott TEMPLE | Formula Jedi |
| 1 - | 6:08.248 | 6 - 1:38.546 |
| 2 - | 1:40.874 | 7 - 1:33.698 |
| 3 - | 1:38.719 | 8 - 1:33.846 |
| 4 - | 1:37.364 | 9 - 1:37.985 |
| 5 - | 1:33.560 | |
| 21 | Jonathan CROUCHER | Formula Jedi Mk4 |
| 1 - | 5:05.425 | 6 - 1:34.633 |
| 2 - | 1:34.929 | 7 - 1:32.014 |
| 3 - | 1:35.564 | 8 - 1:31.973 |
| 4 - | 1:38.413 | 9 - 1:34.409 |
| 5 - | 1:33.533 | |

Weather / Track Sunny / Dry

These results are provisional until the conclusion of any judicial and technical matters.

Oulton Park

Circuit Length = 2.2260 miles.

Start: 10:51 End: 11:06

| | | |
|------------------|-----------|-------------|
| Clerk of Course: | Stewards: | Timekeeper: |
|------------------|-----------|-------------|

Formula Jedi Championship

LAP ANALYSIS RACE 8

(contd.)

| | | |
|-----------|-----------------------|---------------------|
| 22 | Stuart ABBOTT | Formula Jedi Mk4 |
| 1 - | 5:33.602 | 6 - 1:32.151 |
| 2 - | 1:38.135 | 7 - 1:33.590 |
| 3 - | 1:34.394 | 8 - 1:33.192 |
| 4 - | 1:32.834 | 9 - 1:31.172 |
| 5 - | 1:34.373 | 10 - 1:35.487 |
| 24 | David ROPER | Formula Jedi Mk6 |
| 1 - | 6:24.256 | 6 - 1:30.206P |
| 2 - | 1:30.021 | |
| 3 - | 1:28.614 | |
| 4 - | 1:27.747 | |
| 5 - | 1:25.970 | |
| 25 | Paul BUTCHER | Formula Jedi Mk6 |
| 1 - | 6:12.718 | 6 - 1:30.982 |
| 2 - | 1:36.513 | 7 - 1:32.966 |
| 3 - | 1:34.878 | 8 - 1:30.738 |
| 4 - | 1:32.774 | |
| 5 - | 1:32.726 | |
| 29 | James SOTHCOTT | Formula Jedi Mk4 |
| 1 - | 5:21.159 | |
| 2 - | 1:39.681 | |
| 3 - | 1:37.441 | |
| 4 - | 1:39.665 | |
| 30 | Graham READ | Formula Jedi Mk4 |
| 1 - | X:00.000 | 6 - 1:54.590 |
| 2 - | 1:55.797 | |
| 3 - | 1:49.491 | |
| 4 - | 1:43.524 | |
| 5 - | 1:43.001 | |
| 31 | Frazer CORBYN | Formula Jedi Mk6 |
| 1 - | 6:08.351 | 6 - 1:28.288 |
| 2 - | 1:35.359 | 7 - 1:26.810 |
| 3 - | 1:32.117 | 8 - 1:25.169 |
| 4 - | 1:28.360 | 9 - 1:24.102 |
| 5 - | 1:26.973 | |

Weather / Track Sunny / Dry

These results are provisional until the conclusion of any judicial and technical matters.

Oulton Park

Circuit Length = 2.2260 miles.

Start: 10:51 End: 11:06

| | | |
|------------------|-----------|-------------|
| Clerk of Course: | Stewards: | Timekeeper: |
|------------------|-----------|-------------|

Formula Jedi Championship

LAP ANALYSIS RACE 8

(contd.)

| | | |
|---------------------|-----------------------------|--------------------|
| 33 | Louis HAMILTON-SMITH | Formula Jedi |
| 1 - 4:52.498 | 6 - 1:28.301 | |
| 2 - 1:37.166 | 7 - 1:27.490 | |
| 3 - 1:30.792 | 8 - 1:33.194P | |
| 4 - 1:29.603 | | |
| 5 - 1:30.527 | | |
| 35 | Luke KIDSLEY | Formula Jedi Mk4-6 |
| 1 - 6:23.253 | 6 - 1:25.700 | |
| 2 - 1:32.006 | 7 - 1:25.437 | |
| 3 - 1:29.502 | 8 - 1:28.071 | |
| 4 - 1:29.180 | 9 - 1:25.377 | |
| 5 - 1:26.401 | | |
| 39 | Alistair GOSS | Formula Jedi Mk6 |
| 1 - 4:54.982 | 6 - 1:27.170 | |
| 2 - 1:33.913 | 7 - 1:26.180 | |
| 3 - 1:31.239 | 8 - 1:31.580 | |
| 4 - 1:41.642P | 9 - 1:32.211 | |
| 5 - 3:28.587 | | |
| 40 | Paul SANDERS | Formula Jedi Mk4 |
| 1 - 5:42.725 | 6 - 1:42.100 | |
| 2 - 1:50.254 | 7 - 1:36.514 | |
| 3 - 1:41.882 | 8 - 1:37.259 | |
| 4 - 1:41.742 | 9 - 1:44.880 | |
| 5 - 1:41.727 | | |
| 41 | Geoffrey COWELL | Formula Jedi Mk6 |
| 1 - 6:18.559 | 6 - 1:50.465 | |
| 2 - 1:51.797 | 7 - 1:48.764 | |
| 3 - 1:54.909 | 8 - 1:53.552 | |
| 4 - 1:51.197 | | |
| 5 - 1:49.348 | | |
| 42 | David HODGSON | Formula Jedi Mk6 |
| 1 - 6:21.230 | 6 - 1:57.211P | |
| 2 - 1:34.776 | 7 - 3:11.822 | |
| 3 - 1:32.198 | 8 - 1:31.618 | |
| 4 - 1:30.827 | | |
| 5 - 1:28.290 | | |

Weather / Track Sunny / Dry

These results are provisional until the conclusion of any judicial and technical matters.

Oulton Park

Circuit Length = 2.2260 miles.

Start: 10:51 End: 11:06

| | | |
|------------------|-----------|-------------|
| Clerk of Course: | Stewards: | Timekeeper: |
|------------------|-----------|-------------|

Formula Jedi Championship LAP ANALYSIS RACE 8

(contd.)

| | | |
|--------------|---------------------|--------------|
| 45 | Graham DYSON | Formula Jedi |
| 1 - 6:05.109 | 6 - 1:45.414 | |
| 2 - 1:47.739 | 7 - 1:41.960 | |
| 3 - 1:44.846 | 8 - 1:43.285 | |
| 4 - 1:53.629 | | |
| 5 - 1:51.204 | | |

Weather / Track Sunny / Dry

These results are provisional until the conclusion of any judicial and technical matters.


Oulton Park
Circuit Length = 2.2260 miles.
Start: 10:51 End: 11:06

| | | |
|------------------|-----------|-------------|
| Clerk of Course: | Stewards: | Timekeeper: |
|------------------|-----------|-------------|

Formula Jedi Championship

GRID - RACE 8

| | | | |
|--------|----|----------------|---------|
| ROW 13 | 41 | COWELL | |
| ROW 12 | | 8 | WARD |
| ROW 11 | 45 | DYSON | 30 |
| ROW 10 | | 15 | COOK |
| ROW 9 | 29 | SOTHCOTT | 18 |
| ROW 8 | | 14 | CAMERON |
| ROW 7 | 4 | HEMMING | 2 |
| ROW 6 | | 19 | TEMPLE |
| ROW 5 | 21 | CROUCHER | 9 |
| ROW 4 | | 25 | BUTCHER |
| ROW 3 | 33 | HAMILTON-SMITH | 42 |
| ROW 2 | | 24 | ROPER |
| ROW 1 | 31 | CORBYN | 35 |
| | | POLE | |



Weather / Track Sunny / Dry
These results are provisional until the conclusion of any judicial and technical matters.

Oulton Park
 Circuit Length = 2.2260 miles.
 Start: 10:51 End: 11:06

| | | |
|------------------|-----------|-------------|
| Clerk of Course: | Stewards: | Timekeeper: |
|------------------|-----------|-------------|

Formula Jedi Championship

RACE CLASSIFICATION - RACE 8

| POS | NO | CL | NAME | NAT | ENTRY | TIME | LAPS | GAP | MPH | BEST |
|-----|----|----|--------------------------|-----|--------------------|-----------|------|----------|-------|----------|
| 1 | 39 | B | Alistair GOSS | | Formula Jedi Mk6 | 12:38.110 | 9 | | 95.13 | 1:22.317 |
| 2 | 31 | B | Frazer CORBYN | | Formula Jedi Mk6 | 12:38.516 | 9 | 0.406 | 95.08 | 1:22.092 |
| 3 | 35 | B | Luke KIDSLEY | | Formula Jedi Mk4-6 | 12:41.234 | 9 | 3.124 | 94.74 | 1:22.267 |
| 4 | 24 | B | David ROPER | | Formula Jedi Mk6 | 12:48.905 | 9 | 10.795 | 93.79 | 1:22.204 |
| 5 | 21 | B | Jonathan CROUCHER | | Formula Jedi Mk4 | 13:37.302 | 9 | 59.192 | 88.24 | 1:27.382 |
| 6 | 25 | B | Paul BUTCHER | | Formula Jedi Mk6 | 13:42.336 | 9 | 1:04.226 | 87.70 | 1:28.118 |
| 7 | 4 | A | Jodie HEMMING | | Formula Jedi Mk4 | 13:45.831 | 9 | 1:07.721 | 87.33 | 1:30.117 |
| 8 | 19 | A | Scott TEMPLE | | Formula Jedi | 13:54.918 | 9 | 1:16.808 | 86.38 | 1:30.694 |
| 9 | 16 | A | Tim CAMERON | | Formula Jedi Mk4 | 13:56.445 | 9 | 1:18.335 | 86.22 | 1:31.300 |
| 10 | 40 | B | Paul SANDERS | | Formula Jedi Mk4 | 12:54.129 | 8 | 1 LAP | 82.81 | 1:33.758 |
| 11 | 30 | B | Graham READ | | Formula Jedi Mk4 | 12:55.450 | 8 | 1 LAP | 82.67 | 1:33.825 |
| 12 | 18 | A | Katharine IMPEY | | Formula Jedi | 12:56.586 | 8 | 1 LAP | 82.55 | 1:33.948 |
| 13 | 14 | A | David CAMERON | | Formula Jedi Mk4 | 13:22.887 | 8 | 1 LAP | 79.84 | 1:38.134 |
| 14 | 12 | A | Chris ROBINSON | | Formula Jedi Mk6 | 13:26.091 | 8 | 1 LAP | 79.53 | 1:35.955 |
| 15 | 45 | B | Graham DYSON | | Formula Jedi | 13:52.801 | 8 | 1 LAP | 76.98 | 1:39.037 |
| 16 | 23 | B | David ABBOTT | | Formula Jedi Mk6 | 13:54.505 | 8 | 1 LAP | 76.82 | 1:41.215 |
| 17 | 41 | B | Geoffrey COWELL | | Formula Jedi Mk6 | 12:39.171 | 7 | 2 LAPS | 73.89 | 1:43.614 |

NOT CLASSIFIED

| | | | | | | | | | |
|----|---|----------------------|--|------------------|-----------|---|--------|-------|----------|
| 11 | A | Len TURNER | | Formula Jedi Mk6 | 12:26.511 | 7 | D.N.F. | 75.14 | 1:42.625 |
| 9 | A | Adam WELLER | | Formula Jedi Mk6 | 4:45.071 | 3 | D.N.F. | 84.33 | 1:31.881 |
| 42 | B | David HODGSON | | Formula Jedi Mk6 | 2:58.055 | 2 | D.N.F. | 90.01 | 1:25.898 |
| 8 | A | Dax WARD | | Formula Jedi Mk4 | 3:30.236 | 2 | D.N.F. | 76.23 | 1:40.549 |
| 2 | A | Miles HULFORD | | Formula Jedi | 1:42.462 | 1 | D.N.F. | 78.21 | 1:42.462 |

FASTEST LAP

| | | | | | | | | |
|----|---|----------------------|--|------------------|----------|---|----------|-----------|
| 31 | B | Frazer CORBYN | | Formula Jedi Mk6 | 1:22.092 | 9 | 97.61mph | 157.09kph |
| 4 | A | Jodie HEMMING | | Formula Jedi Mk4 | 1:30.117 | 7 | 88.92mph | 143.11kph |

Red Flag at 17:41 Car 11 Excluded from result.
Weather / Track Sunny / Dry

Oulton Park
Circuit Length = 2.2260 miles.
Start: 17:26

| | | |
|------------------|-----------|-------------|
| Clerk of Course: | Stewards: | Timekeeper: |
| | | |

Formula Jedi Championship

LAP CHART - RACE 8

| Lap 1 | | | Lap 2 | | | Lap 3 | | | Lap 4 | | | Lap 5 | | |
|-------|--------|----------|-------|--------|----------|-------|----------|----------|-------|----------|----------|-------|----------|----------|
| No | Behind | Laptime | No | Behind | Laptime | No | Behind | Laptime | No | Behind | Laptime | No | Behind | Laptime |
| 24 | 0.251 | 1:28.449 | 24 | 0.381 | 1:23.602 | 24 | 0.318 | 1:22.204 | 24 | 0.283 | 1:22.895 | 31 | 0.709 | 1:25.359 |
| 31 | 1.680 | 1:29.878 | 31 | 2.249 | 1:24.041 | 39 | 2.709 | 1:22.317 | 39 | 2.379 | 1:22.600 | 39 | 0.945 | 1:26.782 |
| 39 | 2.286 | 1:30.484 | 39 | 2.659 | 1:23.845 | 31 | 3.706 | 1:23.724 | 31 | 3.566 | 1:22.790 | 35 | 1.227 | 1:29.443 |
| 42 | 3.959 | 1:32.157 | 42 | 6.385 | 1:25.898 | 21 | 24.373 | 1:30.044 | 21 | 32.099 | 1:30.656 | 23 | 1 LAP | 1:47.264 |
| 16 | 10.453 | 1:38.651 | 21 | 16.596 | 1:29.423 | 4 | 28.551 | 1:30.635 | 4 | 36.087 | 1:30.466 | 45 | 1 LAP | 1:47.911 |
| 21 | 10.645 | 1:38.843 | 16 | 19.646 | 1:32.665 | 25 | 29.101 | 1:30.948 | 25 | 36.253 | 1:30.082 | 11 | 1 LAP | 1:48.918 |
| 9 | 12.313 | 1:40.511 | 4 | 20.183 | 1:31.084 | 16 | 30.618 | 1:33.239 | 16 | 39.622 | 1:31.934 | 41 | 1 LAP | 1:48.879 |
| 4 | 12.571 | 1:40.769 | 25 | 20.420 | 1:29.591 | 9 | 31.134 | 1:31.881 | 19 | 40.497 | 1:31.827 | 21 | 34.236 | 1:30.353 |
| 19 | 14.122 | 1:42.320 | 9 | 21.520 | 1:32.679 | 19 | 31.600 | 1:31.239 | 40 | 59.316 | 1:37.189 | 25 | 36.155 | 1:28.118 |
| 2 | 14.264 | 1:42.462 | 19 | 22.628 | 1:31.978 | 40 | 45.057 | 1:35.548 | 30 | 59.693 | 1:37.162 | 4 | 38.599 | 1:30.728 |
| 25 | 14.301 | 1:42.499 | 40 | 31.776 | 1:37.530 | 30 | 45.461 | 1:35.262 | 18 | 1:00.758 | 1:37.161 | 16 | 43.669 | 1:32.263 |
| 18 | 17.061 | 1:45.259 | 30 | 32.466 | 1:36.836 | 18 | 46.527 | 1:35.822 | 14 | 1:06.939 | 1:39.932 | 19 | 44.146 | 1:31.865 |
| 14 | 17.671 | 1:45.869 | 18 | 32.972 | 1:39.383 | 14 | 49.937 | 1:38.134 | 12 | 1:17.091 | 1:43.546 | 40 | 1:06.202 | 1:35.102 |
| 40 | 17.718 | 1:45.916 | 14 | 34.070 | 1:39.871 | 12 | 56.475 | 1:41.046 | | | | 30 | 1:06.750 | 1:35.273 |
| 30 | 19.102 | 1:47.300 | 12 | 37.696 | 1:40.186 | 23 | 1:06.198 | 1:44.123 | | | | 18 | 1:08.153 | 1:35.611 |
| 12 | 20.982 | 1:49.180 | 8 | 38.566 | 1:40.549 | 45 | 1:06.632 | 1:43.037 | | | | 14 | 1:17.587 | 1:38.864 |
| 8 | 21.489 | 1:49.687 | 23 | 44.342 | 1:42.116 | 11 | 1:11.614 | 1:45.663 | | | | | | |
| 23 | 25.698 | 1:53.896 | 45 | 45.862 | 1:42.499 | 41 | 1:12.990 | 1:46.317 | | | | | | |
| 11 | 26.265 | 1:54.463 | 11 | 48.218 | 1:45.425 | | | | | | | | | |
| 45 | 26.835 | 1:55.033 | 41 | 48.940 | 1:44.859 | | | | | | | | | |
| 41 | 27.553 | 1:55.751 | | | | | | | | | | | | |

Red Flag at 17:41 Car 11 Excluded from result.
Weather / Track Sunny / Dry

Oulton Park
Circuit Length = 2.2260 miles.
Start: 17:26

| | | |
|------------------|-----------|-------------|
| Clerk of Course: | Stewards: | Timekeeper: |
|------------------|-----------|-------------|

Formula Jedi Championship

LAP CHART - RACE 8

(contd.)

| Lap 6 | | | Lap 7 | | | Lap 8 | | | Lap 9 | | | Lap 10 | | |
|-------|----------|----------|-------|--------|----------|-------|----------|----------|-------|----------|----------|--------|--------|----------|
| No | Behind | Laptime | No | Behind | Laptime | No | Behind | Laptime | No | Behind | Laptime | No | Behind | Laptime |
| 24 | 0.179 | 1:24.557 | 31 | 0.712 | 1:23.275 | 31 | 0.832 | 1:23.252 | 31 | 0.406 | 1:22.092 | 31 | 0.639 | 1:23.202 |
| 31 | 0.436 | 1:24.105 | 35 | 2.194 | 1:24.622 | 35 | 2.750 | 1:23.688 | 35 | 3.124 | 1:22.892 | 35 | 3.950 | 1:23.795 |
| 35 | 0.571 | 1:23.722 | 24 | 2.195 | 1:25.015 | 40 | 1 LAP | 1:34.696 | 24 | 10.795 | 1:27.673 | 41 | 2 LAPS | 1:43.451 |
| 12 | 1 LAP | 1:40.228 | 14 | 1 LAP | 1:40.036 | 24 | 5.640 | 1:26.577 | 40 | 1 LAP | 1:34.390 | 24 | 19.926 | 1:32.100 |
| 23 | 1 LAP | 1:42.916 | 12 | 1 LAP | 1:38.212 | 30 | 1 LAP | 1:35.525 | 30 | 1 LAP | 1:33.825 | 40 | 1 LAP | 1:34.281 |
| 45 | 1 LAP | 1:42.407 | 23 | 1 LAP | 1:41.215 | 18 | 1 LAP | 1:35.371 | 18 | 1 LAP | 1:34.031 | 30 | 1 LAP | 1:34.099 |
| 11 | 1 LAP | 1:43.536 | 45 | 1 LAP | 1:41.053 | 14 | 1 LAP | 1:41.160 | 14 | 1 LAP | 1:39.021 | 18 | 1 LAP | 1:33.927 |
| 41 | 1 LAP | 1:43.614 | 21 | 42.298 | 1:28.057 | 12 | 1 LAP | 1:37.738 | 12 | 1 LAP | 1:35.955 | | | |
| 21 | 37.240 | 1:27.382 | 11 | 1 LAP | 1:42.625 | 21 | 48.511 | 1:29.345 | 21 | 59.192 | 1:33.199 | | | |
| 25 | 41.206 | 1:29.429 | 25 | 48.311 | 1:30.104 | 25 | 56.089 | 1:30.910 | 25 | 1:04.226 | 1:30.655 | | | |
| 4 | 44.472 | 1:30.251 | 4 | 51.590 | 1:30.117 | 23 | 1 LAP | 1:41.563 | 4 | 1:07.721 | 1:31.012 | | | |
| 19 | 51.297 | 1:31.529 | 41 | 1 LAP | 1:45.111 | 45 | 1 LAP | 1:41.824 | 45 | 1 LAP | 1:39.037 | | | |
| 16 | 51.651 | 1:32.360 | 19 | 58.993 | 1:30.695 | 4 | 59.227 | 1:30.769 | 23 | 1 LAP | 1:41.412 | | | |
| 40 | 1:15.582 | 1:33.758 | 16 | 59.952 | 1:31.300 | 19 | 1:08.632 | 1:32.771 | 19 | 1:16.808 | 1:30.694 | | | |
| 30 | 1:16.639 | 1:34.267 | | | | 16 | 1:09.091 | 1:32.271 | 16 | 1:18.335 | 1:31.762 | | | |
| 18 | 1:17.723 | 1:33.948 | | | | 11 | 1 LAP | 1:45.881 | | | | | | |
| | | | | | | 41 | 1 LAP | 1:42.640 | | | | | | |

Red Flag at 17:41 Car 11 Excluded from result.
Weather / Track Sunny / Dry

Oulton Park
Circuit Length = 2.2260 miles.
Start: 17:26

| | | |
|------------------|-----------|-------------|
| Clerk of Course: | Stewards: | Timekeeper: |
|------------------|-----------|-------------|

Mini Se7en Championship

QUALIFYING - RACE 9

| POS | NO | CL | NAME | NAT | ENTRY | TIME | LAPS | GAP | MPH |
|-----|----|----|--------------------|-----|------------|----------|------|--------|-------|
| 1 | 6 | | Dave BANWELL | | Mini Se7en | 1:49.473 | 7 | | 73.20 |
| 2 | 21 | | James HALL | | Mini Se7en | 1:49.867 | 8 | 0.394 | 72.93 |
| 3 | 20 | | Joe TANDY | | Mini Se7en | 1:49.893 | 7 | 0.420 | 72.92 |
| 4 | 51 | | Nick TANDY | | Mini Se7en | 1:49.929 | 8 | 0.456 | 72.89 |
| 5 | 48 | | Lewis SELBY | | Mini Se7en | 1:49.951 | 7 | 0.478 | 72.88 |
| 6 | 8 | | Kane ASTIN | | Mini Se7en | 1:50.290 | 5 | 0.817 | 72.65 |
| 7 | 5 | | Paul THOMPSON | | Mini Se7en | 1:50.411 | 7 | 0.938 | 72.58 |
| 8 | 78 | | Paul MCGARRY | | Mini Se7en | 1:50.608 | 8 | 1.135 | 72.45 |
| 9 | 18 | | Paul CLARK | | Mini Se7en | 1:50.933 | 8 | 1.460 | 72.23 |
| 10 | 25 | | Dick HUNTER | | Mini Se7en | 1:51.138 | 8 | 1.665 | 72.10 |
| 11 | 4 | | Max HUNTER | | Mini Se7en | 1:51.220 | 8 | 1.747 | 72.05 |
| 12 | 35 | | Paul SPARK | | Mini Se7en | 1:51.405 | 8 | 1.932 | 71.93 |
| 13 | 3 | | Geoff LETTS | | Mini Se7en | 1:51.448 | 8 | 1.975 | 71.90 |
| 14 | 36 | | Damon ASTIN | | Mini Se7en | 1:52.318 | 7 | 2.845 | 71.34 |
| 15 | 19 | | Graeme DAVIS | | Mini Se7en | 1:52.478 | 8 | 3.005 | 71.24 |
| 16 | 95 | | Alan LETTS | | Mini Se7en | 1:52.831 | 4 | 3.358 | 71.02 |
| 17 | 46 | | James HAYMAN | | Mini Se7en | 1:52.881 | 7 | 3.408 | 70.99 |
| 18 | 82 | | Andrew RUTHVEN | | Mini Se7en | 1:53.811 | 5 | 4.338 | 70.41 |
| 19 | 37 | | Gareth HUNT | | Mini Se7en | 1:54.414 | 7 | 4.941 | 70.04 |
| 20 | 68 | | Clive TONGE | | Mini Se7en | 1:55.266 | 8 | 5.793 | 69.52 |
| 21 | 84 | | Ian DEVINY | | Mini Se7en | 1:56.291 | 3 | 6.818 | 68.91 |
| 22 | 60 | | Malcolm James KEAT | | Mini Se7en | 1:57.024 | 8 | 7.551 | 68.47 |
| 23 | 43 | | Dave EDGECOMBE | | Mini Se7en | 1:57.726 | 3 | 8.253 | 68.07 |
| 24 | 39 | | Andy MILLER | | Mini Se7en | 1:59.679 | 8 | 10.206 | 66.95 |
| 25 | 33 | | Geoff TAYLOR | | Mini Se7en | 2:06.037 | 7 | 16.564 | 63.58 |

Weather /Track Sunny / Dry

These results are provisional until the conclusion of any judicial and technical matters.

Oulton Park
Circuit Length = 2.2260 miles.
Start: 11:16 End: 11:31

| | | |
|------------------|-----------|-------------|
| Clerk of Course: | Stewards: | Timekeeper: |
|------------------|-----------|-------------|

Mini Se7en Championship

LAP ANALYSIS - RACE 9

| | | |
|-----------|----------------------|---------------------|
| 3 | Geoff LETTS | Mini Se7en |
| 1 - | X:00.000 | 6 - 1:51.448 |
| 2 - | 1:59.323 | 7 - 1:53.538 |
| 3 - | 1:53.296 | 8 - 1:51.541 |
| 4 - | 1:53.122 | |
| 5 - | 1:51.718 | |
| 4 | Max HUNTER | Mini Se7en |
| 1 - | X:00.000 | 6 - 1:51.220 |
| 2 - | 1:53.057 | 7 - 1:54.989 |
| 3 - | 1:52.191 | 8 - 1:53.904 |
| 4 - | 1:51.508 | |
| 5 - | 1:54.026 | |
| 5 | Paul THOMPSON | Mini Se7en |
| 1 - | X:00.000 | 6 - 1:50.632 |
| 2 - | 1:51.658 | 7 - 2:02.662 |
| 3 - | 1:50.784 | |
| 4 - | 1:50.411 | |
| 5 - | 1:55.204 | |
| 6 | Dave BANWELL | Mini Se7en |
| 1 - | X:00.000 | 6 - 1:49.473 |
| 2 - | 1:52.003 | 7 - 2:00.836 |
| 3 - | 1:51.179 | |
| 4 - | 1:50.428 | |
| 5 - | 1:50.419 | |
| 8 | Kane ASTIN | Mini Se7en |
| 1 - | X:00.000 | |
| 2 - | 1:57.482 | |
| 3 - | 1:58.819 | |
| 4 - | 1:50.290 | |
| 5 - | 1:51.701 | |
| 18 | Paul CLARK | Mini Se7en |
| 1 - | X:00.000 | 6 - 2:00.924 |
| 2 - | 2:01.829 | 7 - 1:51.442 |
| 3 - | 2:07.089 | 8 - 1:52.852 |
| 4 - | 1:51.671 | |
| 5 - | 1:50.933 | |
| 19 | Graeme DAVIS | Mini Se7en |
| 1 - | X:00.000 | 6 - 1:52.478 |
| 2 - | 1:59.149 | 7 - 2:21.326 |
| 3 - | 1:53.916 | 8 - 1:53.980 |
| 4 - | 1:55.322 | |
| 5 - | 1:53.778 | |

Weather /Track Sunny / Dry

These results are provisional until the conclusion of any judicial and technical matters.

Oulton Park
Circuit Length = 2.2260 miles.
Start: 11:16 End: 11:31

| | | |
|------------------|-----------|-------------|
| Clerk of Course: | Stewards: | Timekeeper: |
|------------------|-----------|-------------|

Mini Se7en Championship

LAP ANALYSIS - RACE 9

(contd.)

| | | |
|---------------------|---------------------|------------|
| 20 | Joe TANDY | Mini Se7en |
| 1 - X:00.000 | 6 - 1:49.893 | |
| 2 - 1:53.757 | 7 - 3:35.289P | |
| 3 - 1:51.877 | | |
| 4 - 1:49.919 | | |
| 5 - 1:53.731 | | |
| 21 | James HALL | Mini Se7en |
| 1 - X:00.000 | 6 - 2:59.276 | |
| 2 - 1:56.085 | 7 - 1:52.385 | |
| 3 - 1:50.767 | 8 - 1:51.153 | |
| 4 - 1:49.867 | | |
| 5 - 2:06.034P | | |
| 25 | Dick HUNTER | Mini Se7en |
| 1 - X:00.000 | 6 - 1:52.450 | |
| 2 - 1:55.323 | 7 - 1:53.546 | |
| 3 - 1:53.527 | 8 - 1:51.138 | |
| 4 - 1:52.200 | | |
| 5 - 1:54.046 | | |
| 33 | Geoff TAYLOR | Mini Se7en |
| 1 - X:00.000 | 6 - 2:07.741 | |
| 2 - 2:09.570 | 7 - 2:06.037 | |
| 3 - 2:07.025 | | |
| 4 - 2:06.940 | | |
| 5 - 2:08.562 | | |
| 35 | Paul SPARK | Mini Se7en |
| 1 - X:00.000 | 6 - 1:51.405 | |
| 2 - 1:53.316 | 7 - 1:53.010 | |
| 3 - 1:52.343 | 8 - 1:52.165 | |
| 4 - 1:51.813 | | |
| 5 - 1:52.439 | | |
| 36 | Damon ASTIN | Mini Se7en |
| 1 - X:00.000 | 6 - 2:30.908P | |
| 2 - 2:00.090 | 7 - 2:46.480 | |
| 3 - 2:04.403 | | |
| 4 - 1:52.318 | | |
| 5 - 1:57.189 | | |
| 37 | Gareth HUNT | Mini Se7en |
| 1 - X:00.000 | 6 - 1:55.665 | |
| 2 - 1:58.171 | 7 - 2:09.773P | |
| 3 - 1:55.588 | | |
| 4 - 1:54.414 | | |
| 5 - 1:54.521 | | |

Weather /Track Sunny / Dry

These results are provisional until the conclusion of any judicial and technical matters.

Oulton Park
Circuit Length = 2.2260 miles.
Start: 11:16 End: 11:31

| | | |
|------------------|-----------|-------------|
| Clerk of Course: | Stewards: | Timekeeper: |
|------------------|-----------|-------------|

Mini Se7en Championship

LAP ANALYSIS - RACE 9

(contd.)

| | | |
|-----------|---------------------------|---------------------|
| 39 | Andy MILLER | Mini Se7en |
| 1 - | X:00.000 | 6 - 2:02.683 |
| 2 - | 2:09.063 | 7 - 2:01.907 |
| 3 - | 2:02.432 | 8 - 1:59.679 |
| 4 - | 2:03.212 | |
| 5 - | 2:00.682 | |
| 43 | Dave EDGECOMBE | Mini Se7en |
| 1 - | X:00.000 | |
| 2 - | 1:59.693 | |
| 3 - | 1:57.726 | |
| 46 | James HAYMAN | Mini Se7en |
| 1 - | X:00.000 | 6 - 1:55.308 |
| 2 - | 1:55.286 | 7 - 2:02.730P |
| 3 - | 1:55.406 | |
| 4 - | 1:52.881 | |
| 5 - | 1:57.324 | |
| 48 | Lewis SELBY | Mini Se7en |
| 1 - | X:00.000 | 6 - 1:49.951 |
| 2 - | 1:51.872 | 7 - 2:05.710P |
| 3 - | 1:50.490 | |
| 4 - | 1:50.289 | |
| 5 - | 1:59.002 | |
| 51 | Nick TANDY | Mini Se7en |
| 1 - | X:00.000 | 6 - 1:50.629 |
| 2 - | 1:54.636 | 7 - 1:53.881 |
| 3 - | 1:58.512 | 8 - 1:49.929 |
| 4 - | 1:51.542 | |
| 5 - | 1:52.767 | |
| 60 | Malcolm James KEAT | Mini Se7en |
| 1 - | X:00.000 | 6 - 1:58.279 |
| 2 - | 1:57.757 | 7 - 2:00.080 |
| 3 - | 1:59.771 | 8 - 2:11.070 |
| 4 - | 1:57.024 | |
| 5 - | 2:01.521 | |
| 68 | Clive TONGE | Mini Se7en |
| 1 - | X:00.000 | 6 - 1:55.266 |
| 2 - | 2:05.213 | 7 - 2:15.588 |
| 3 - | 1:56.639 | 8 - 1:56.403 |
| 4 - | 2:01.754 | |
| 5 - | 1:56.664 | |

Weather /Track Sunny / Dry

These results are provisional until the conclusion of any judicial and technical matters.

Oulton Park
Circuit Length = 2.2260 miles.
Start: 11:16 End: 11:31

| | | |
|------------------|-----------|-------------|
| Clerk of Course: | Stewards: | Timekeeper: |
|------------------|-----------|-------------|

Mini Se7en Championship

LAP ANALYSIS - RACE 9

(contd.)

| | | |
|---|-----------------------|------------|
| 78 | Paul MCGARRY | Mini Se7en |
| 1 - X:00.000 6 - 1:53.915 2 - 1:52.203 7 - 1:54.308 3 - 1:51.108 8 - 1:51.566 4 - 1:50.608 5 - 1:52.312 | | |
| 82 | Andrew RUTHVEN | Mini Se7en |
| 1 - X:00.000 2 - 1:57.115 3 - 1:54.755 4 - 1:53.811 5 - 1:54.400 | | |
| 84 | Ian DEVINY | Mini Se7en |
| 1 - X:00.000 2 - 1:56.291 3 - 2:09.307P | | |
| 95 | Alan LETTS | Mini Se7en |
| 1 - X:00.000 2 - 2:05.351 3 - 1:54.150 4 - 1:52.831 | | |

Weather /Track Sunny / Dry

These results are provisional until the conclusion of any judicial and technical matters.


Oulton Park
 Circuit Length = 2.2260 miles.
 Start: 11:16 End: 11:31

| | | |
|------------------|-----------|-------------|
| Clerk of Course: | Stewards: | Timekeeper: |
|------------------|-----------|-------------|

Mini Se7en Championship

GRID - RACE 9

| | | | | |
|-------------|----------|----|-----------|------------------------|
| ROW 13 | 2:06.037 | 33 | TAYLOR | |
| ROW 12 | 1:57.726 | 43 | EDGECOMBE | 1:59.679 39 MILLER |
| ROW 11 | 1:56.291 | 84 | DEVINY | 1:57.024 60 KEAT |
| ROW 10 | 1:54.414 | 37 | HUNT | 1:55.266 68 TONGE |
| ROW 9 | 1:52.881 | 46 | HAYMAN | 1:53.811 82 RUTHVEN |
| ROW 8 | 1:52.478 | 19 | DAVIS | 1:52.831 95 LETTS |
| ROW 7 | 1:51.448 | 3 | LETTTS | 1:52.318 36 ASTIN |
| ROW 6 | 1:51.220 | 4 | HUNTER | 1:51.405 35 SPARK |
| ROW 5 | 1:50.933 | 18 | CLARK | 1:51.138 25 HUNTER |
| ROW 4 | 1:50.411 | 5 | THOMPSON | 1:50.608 78 MCGARRY |
| ROW 3 | 1:49.951 | 48 | SELBY | 1:50.290 8 ASTIN |
| ROW 2 | 1:49.893 | 20 | TANDY | 1:49.929 51 TANDY |
| ROW 1 | 1:49.473 | 6 | BANWELL | 1:49.867 21 HALL |
| POLE | | | | |



Weather /Track Sunny / Dry
 These results are provisional until the conclusion of any judicial and technical matters.

Oulton Park
 Circuit Length = 2.2260 miles.
 Start: 11:16 End: 11:31

| | | |
|------------------|-----------|-------------|
| Clerk of Course: | Stewards: | Timekeeper: |
|------------------|-----------|-------------|

Mini Se7en Championship

RACE CLASSIFICATION - RACE 9

| POS | NO | CL | NAME | NAT | ENTRY | TIME | LAPS | GAP | MPH | BEST |
|-----|----|----|--------------------|-----|------------|-----------|------|----------|-------|----------|
| 1 | 48 | | Lewis SELBY | | Mini Se7en | 22:07.163 | 12 | | 72.45 | 1:48.899 |
| 2 | 20 | | Joe TANDY | | Mini Se7en | 22:09.738 | 12 | 2.575 | 72.31 | 1:49.196 |
| 3 | 46 | | James HAYMAN | | Mini Se7en | 22:11.178 | 12 | 4.015 | 72.23 | 1:48.851 |
| 4 | 5 | | Paul THOMPSON | | Mini Se7en | 22:11.490 | 12 | 4.327 | 72.22 | 1:48.775 |
| 5 | 78 | | Paul MCGARRY | | Mini Se7en | 22:15.527 | 12 | 8.364 | 72.00 | 1:49.430 |
| 6 | 3 | | Geoff LETTS | | Mini Se7en | 22:15.815 | 12 | 8.652 | 71.98 | 1:49.222 |
| 7 | 21 | | James HALL | | Mini Se7en | 22:16.205 | 12 | 9.042 | 71.96 | 1:48.733 |
| 8 | 18 | | Paul CLARK | | Mini Se7en | 22:17.685 | 12 | 10.522 | 71.88 | 1:49.881 |
| 9 | 35 | | Paul SPARK | | Mini Se7en | 22:28.888 | 12 | 21.725 | 71.29 | 1:50.525 |
| 10 | 95 | | Alan LETTS | | Mini Se7en | 22:38.400 | 12 | 31.237 | 70.79 | 1:51.175 |
| 11 | 43 | | Dave EDGECOMBE | | Mini Se7en | 22:49.501 | 12 | 42.338 | 70.21 | 1:51.951 |
| 12 | 19 | | Graeme DAVIS | | Mini Se7en | 22:57.493 | 12 | 50.330 | 69.81 | 1:52.047 |
| 13 | 82 | | Andrew RUTHVEN | | Mini Se7en | 23:00.696 | 12 | 53.533 | 69.64 | 1:51.570 |
| 14 | 68 | | Clive TONGE | | Mini Se7en | 23:21.274 | 12 | 1:14.111 | 68.62 | 1:54.729 |
| 15 | 39 | | Andy MILLER | | Mini Se7en | 23:39.864 | 12 | 1:32.701 | 67.72 | 1:56.525 |
| 16 | 60 | | Malcolm James KEAT | | Mini Se7en | 23:40.179 | 12 | 1:33.016 | 67.71 | 1:54.585 |
| 17 | 33 | | Geoff TAYLOR | | Mini Se7en | 22:51.546 | 11 | 1 LAP | 64.27 | 2:01.543 |
| 18 | 4 | | Max HUNTER | | Mini Se7en | 18:32.706 | 10 | 2 LAPS | 72.01 | 1:49.429 |
| 19 | 6 | | Dave BANWELL | | Mini Se7en | 16:37.906 | 9 | 3 LAPS | 72.27 | 1:49.589 |

NOT CLASSIFIED

| | | | | | | | | | | |
|----|--|--|-------------|--|------------|----------|---|--------|-------|----------|
| 25 | | | Dick HUNTER | | Mini Se7en | 7:52.141 | 4 | D.N.F. | 67.89 | 1:49.534 |
| 8 | | | Kane ASTIN | | Mini Se7en | 2:22.775 | 1 | D.N.F. | 56.12 | |
| 51 | | | Nick TANDY | | Mini Se7en | | 0 | D.N.F. | N/A | |

FASTEST LAP

| | | | | | | | | | | |
|----|--|--|------------|--|------------|----------|---|----------|--|-----------|
| 21 | | | James HALL | | Mini Se7en | 1:48.733 | 8 | 73.70mph | | 118.60kph |
|----|--|--|------------|--|------------|----------|---|----------|--|-----------|

Weather /Track Sunny / Dry

These results are provisional until the conclusion of any judicial and technical matters.

Oulton Park
Circuit Length = 2.2260 miles.
Start: 17:52 End: 18:14

| | | |
|------------------|-----------|-------------|
| Clerk of Course: | Stewards: | Timekeeper: |
|------------------|-----------|-------------|

Mini Se7en Championship

LAP CHART Race 9

| Lap 1 | | | Lap 2 | | | Lap 3 | | | Lap 4 | | | Lap 5 | | |
|-------|--------|-----------|-------|--------|----------|-------|--------|----------|-------|----------|-----------|-------|----------|----------|
| No | Behind | Laptime | No | Behind | Laptime | No | Behind | Laptime | No | Behind | Laptime | No | Behind | Laptime |
| 21 | | 1:56.506 | 48 | | 1:48.930 | 48 | | 1:49.718 | 48 | | 1:50.335 | 48 | | 1:49.566 |
| 48 | 1.214 | 1:57.720 | 21 | 0.156 | 1:50.300 | 21 | 0.352 | 1:49.914 | 21 | 0.507 | 1:50.490 | 21 | 0.237 | 1:49.296 |
| 20 | 1.533 | 1:58.039 | 20 | 1.874 | 1:50.485 | 6 | 1.767 | 1:49.603 | 20 | 1.356 | 1:49.732 | 20 | 0.986 | 1:49.196 |
| 6 | 2.437 | 1:58.943 | 6 | 1.882 | 1:49.589 | 20 | 1.959 | 1:49.803 | 6 | 2.004 | 1:50.572 | 5 | 2.481 | 1:49.556 |
| 5 | 4.190 | 2:00.696 | 5 | 3.514 | 1:49.468 | 5 | 2.571 | 1:48.775 | 5 | 2.491 | 1:50.255 | 6 | 2.593 | 1:50.155 |
| 4 | 5.782 | 2:02.288 | 4 | 5.381 | 1:49.743 | 4 | 5.499 | 1:49.836 | 4 | 4.742 | 1:49.578 | 4 | 4.605 | 1:49.429 |
| 46 | 6.109 | 2:02.615 | 46 | 5.805 | 1:49.840 | 46 | 6.491 | 1:50.404 | 46 | 7.160 | 1:51.004 | 18 | 7.805 | 1:49.887 |
| 25 | 6.261 | 2:02.767 | 18 | 6.165 | 1:49.881 | 18 | 6.871 | 1:50.424 | 18 | 7.484 | 1:50.948 | 46 | 7.998 | 1:50.404 |
| 18 | 6.428 | 2:02.934 | 25 | 7.196 | 1:51.079 | 25 | 7.012 | 1:49.534 | 78 | 8.106 | 1:50.437 | 78 | 8.801 | 1:50.261 |
| 78 | 7.297 | 2:03.803 | 78 | 7.765 | 1:50.612 | 78 | 8.004 | 1:49.957 | 35 | 9.527 | 1:50.525 | 3 | 11.093 | 1:50.301 |
| 82 | 7.889 | 2:04.395 | 35 | 8.483 | 1:50.649 | 35 | 9.337 | 1:50.572 | 3 | 10.358 | 1:50.508 | 35 | 11.475 | 1:51.514 |
| 35 | 7.978 | 2:04.484 | 3 | 10.088 | 1:51.215 | 3 | 10.185 | 1:49.815 | 95 | 14.309 | 1:51.509 | 95 | 16.166 | 1:51.423 |
| 3 | 9.017 | 2:05.523 | 82 | 10.771 | 1:53.026 | 82 | 12.623 | 1:51.570 | 82 | 14.736 | 1:52.448 | 82 | 17.460 | 1:52.290 |
| 95 | 10.349 | 2:06.855 | 95 | 11.678 | 1:51.473 | 95 | 13.135 | 1:51.175 | 43 | 19.067 | 1:52.803 | 43 | 22.608 | 1:53.107 |
| 43 | 10.570 | 2:07.076 | 43 | 13.117 | 1:52.691 | 43 | 16.599 | 1:53.200 | 25 | 25.438 | 2:08.761P | 19 | 34.058 | 1:52.831 |
| 68 | 11.147 | 2:07.653 | 68 | 19.621 | 1:58.618 | 68 | 26.064 | 1:56.161 | 19 | 30.793 | 1:52.242 | 68 | 39.424 | 1:55.213 |
| 39 | 14.500 | 2:11.006 | 39 | 22.864 | 1:58.508 | 19 | 28.886 | 1:52.965 | 68 | 33.777 | 1:58.048 | 39 | 45.443 | 1:57.317 |
| 33 | 20.348 | 2:16.854 | 19 | 25.639 | 1:52.945 | 39 | 31.040 | 1:57.894 | 39 | 37.692 | 1:56.987 | 60 | 51.591 | 1:56.063 |
| 19 | 22.838 | 2:19.344 | 60 | 32.659 | 1:57.974 | 60 | 38.974 | 1:56.033 | 60 | 45.094 | 1:56.455 | 33 | 1:18.259 | 2:03.704 |
| 60 | 24.829 | 2:21.335 | 33 | 34.672 | 2:04.468 | 33 | 50.012 | 2:05.058 | 33 | 1:04.121 | 2:04.444 | | | |
| 8 | 26.269 | 2:22.775P | | | | | | | | | | | | |

Mini Se7en Championship

LAP CHART Race 9

(contd.)

| Lap 6 | | | Lap 7 | | | Lap 8 | | | Lap 9 | | | Lap 10 | | |
|-------|----------|----------|-------|----------|----------|-------|----------|----------|-------|----------|----------|--------|----------|----------|
| No | Behind | Laptime | No | Behind | Laptime | No | Behind | Laptime | No | Behind | Laptime | No | Behind | Laptime |
| 48 | | 1:50.866 | 48 | | 1:49.088 | 48 | | 1:48.899 | 48 | | 1:51.409 | 48 | | 1:50.010 |
| 21 | 0.367 | 1:50.996 | 21 | 0.422 | 1:49.143 | 21 | 0.256 | 1:48.733 | 21 | 0.063 | 1:51.216 | 21 | 0.042 | 1:49.989 |
| 20 | 0.553 | 1:50.433 | 20 | 0.872 | 1:49.407 | 20 | 2.338 | 1:50.365 | 20 | 1.311 | 1:50.382 | 20 | 1.941 | 1:50.640 |
| 5 | 1.256 | 1:49.641 | 5 | 1.556 | 1:49.388 | 6 | 2.912 | 1:49.798 | 6 | 1.375 | 1:49.872 | 5 | 4.928 | 1:49.788 |
| 6 | 1.413 | 1:49.686 | 6 | 2.013 | 1:49.688 | 4 | 6.376 | 1:50.203 | 4 | 4.615 | 1:49.648 | 46 | 5.484 | 1:49.430 |
| 4 | 4.429 | 1:50.690 | 4 | 5.072 | 1:49.731 | 5 | 7.453 | 1:54.796 | 5 | 5.150 | 1:49.106 | 4 | 6.165 | 1:51.560 |
| 46 | 6.978 | 1:49.846 | 46 | 7.767 | 1:49.877 | 46 | 8.622 | 1:49.754 | 46 | 6.064 | 1:48.851 | 78 | 8.674 | 1:49.430 |
| 18 | 7.323 | 1:50.384 | 18 | 8.265 | 1:50.030 | 18 | 9.447 | 1:50.081 | 78 | 9.254 | 1:50.573 | 18 | 9.872 | 1:50.494 |
| 78 | 8.133 | 1:50.198 | 78 | 8.901 | 1:49.856 | 78 | 10.090 | 1:50.088 | 18 | 9.388 | 1:51.350 | 3 | 10.192 | 1:50.291 |
| 3 | 9.449 | 1:49.222 | 3 | 9.893 | 1:49.532 | 3 | 10.738 | 1:49.744 | 33 | 1 LAP | 2:04.603 | 35 | 17.893 | 1:51.618 |
| 35 | 11.364 | 1:50.755 | 35 | 13.605 | 1:51.329 | 35 | 15.913 | 1:51.207 | 3 | 9.911 | 1:50.582 | 33 | 1 LAP | 2:01.825 |
| 95 | 17.999 | 1:52.699 | 95 | 20.710 | 1:51.799 | 95 | 24.229 | 1:52.418 | 35 | 16.285 | 1:51.781 | 95 | 27.488 | 1:52.438 |
| 82 | 19.555 | 1:52.961 | 82 | 23.596 | 1:53.129 | 82 | 30.243 | 1:55.546 | 95 | 25.060 | 1:52.240 | 43 | 35.550 | 1:51.951 |
| 43 | 24.881 | 1:53.139 | 43 | 29.591 | 1:53.798 | 43 | 32.876 | 1:52.184 | 43 | 33.609 | 1:52.142 | 82 | 38.607 | 1:54.972 |
| 19 | 35.688 | 1:52.496 | 19 | 39.143 | 1:52.543 | 19 | 43.048 | 1:52.804 | 82 | 33.645 | 1:54.811 | 19 | 46.078 | 1:52.402 |
| 68 | 43.572 | 1:55.014 | 68 | 49.213 | 1:54.729 | 68 | 55.475 | 1:55.161 | 19 | 43.686 | 1:52.047 | 68 | 1:04.175 | 1:55.165 |
| 39 | 51.102 | 1:56.525 | 39 | 58.612 | 1:56.598 | 39 | 1:06.703 | 1:56.990 | 68 | 59.020 | 1:54.954 | 39 | 1:19.427 | 1:57.347 |
| 60 | 57.337 | 1:56.612 | 60 | 1:05.003 | 1:56.754 | 60 | 1:11.564 | 1:55.460 | 39 | 1:12.090 | 1:56.796 | 60 | 1:20.051 | 1:55.321 |
| 33 | 1:30.991 | 2:03.598 | 33 | 1:45.092 | 2:03.189 | | | | 60 | 1:14.740 | 1:54.585 | | | |

Mini Se7en Championship

LAP CHART Race 9

(contd.)

| Lap 11 | | | Lap 12 | | | Lap 13 | | | Lap 14 | | | Lap 15 | | |
|--------|----------|----------|--------|----------|----------|--------|--------|---------|--------|--------|---------|--------|--------|---------|
| No | Behind | Laptime | No | Behind | Laptime | No | Behind | Laptime | No | Behind | Laptime | No | Behind | Laptime |
| 48 | | 1:50.152 | 48 | | 1:50.470 | | | | | | | | | |
| 20 | 2.556 | 1:50.767 | 20 | 2.575 | 1:50.489 | | | | | | | | | |
| 46 | 4.291 | 1:48.959 | 46 | 4.015 | 1:50.194 | | | | | | | | | |
| 5 | 4.305 | 1:49.529 | 5 | 4.327 | 1:50.492 | | | | | | | | | |
| 78 | 8.706 | 1:50.184 | 78 | 8.364 | 1:50.128 | | | | | | | | | |
| 3 | 9.628 | 1:49.588 | 3 | 8.652 | 1:49.494 | | | | | | | | | |
| 18 | 10.221 | 1:50.501 | 21 | 9.042 | 1:49.194 | | | | | | | | | |
| 21 | 10.318 | 2:00.428 | 18 | 10.522 | 1:50.771 | | | | | | | | | |
| 35 | 20.095 | 1:52.354 | 35 | 21.725 | 1:52.100 | | | | | | | | | |
| 95 | 30.031 | 1:52.695 | 95 | 31.237 | 1:51.676 | | | | | | | | | |
| 33 | 1 LAP | 2:01.543 | 43 | 42.338 | 1:53.317 | | | | | | | | | |
| 43 | 39.491 | 1:54.093 | 33 | 1 LAP | 2:02.260 | | | | | | | | | |
| 82 | 41.436 | 1:52.981 | 19 | 50.330 | 1:52.358 | | | | | | | | | |
| 19 | 48.442 | 1:52.516 | 82 | 53.533 | 2:02.567 | | | | | | | | | |
| 68 | 1:09.362 | 1:55.339 | 68 | 1:14.111 | 1:55.219 | | | | | | | | | |
| 39 | 1:26.391 | 1:57.116 | 39 | 1:32.701 | 1:56.780 | | | | | | | | | |
| 60 | 1:26.709 | 1:56.810 | 60 | 1:33.016 | 1:56.777 | | | | | | | | | |