



# **Vanitec Computers Mini Racing Festival**

**Castle Combe Circuit**

**31st May 2004**



**Results Provided by MST Sports Timing Ltd**  
*[www.mstworld.com](http://www.mstworld.com)*

## Matador Tyres Radical BiDuro Championship QUALIFYING - RACE 1

POS	NO	CL	NAME	NAT	CAR	TIME	LAPS	GAP	MPH
1	96	SR	Alexander MORTIMER		Radical SR4 Clubsport	1:08.709	12		96.93
2	89	SR	Chris STONEY		Radical SR4 Clubsport	1:08.818	13	0.109	96.77
3	90	SR	Jeremy FERGUSON		Radical SR4 Clubsport	1:08.975	12	0.266	96.55
4	3	SR	Tony FREEMAN		Radical SR4 Clubsport	1:09.272	8	0.563	96.14
5	7	SR	Adrian MARDLIN		Radical SR4 Clubsport	1:09.384	13	0.675	95.98
6	55	SR	Mick HYDE		Radical SR4 Clubsport	1:09.484	13	0.775	95.84
7	67	SR	Philip ABBOTT		Radical SR4 Clubsport	1:09.529	12	0.820	95.78
8	8	C	Mark SUTTERBY		Radical Clubsport	1:09.850	13	1.141	95.34
9	99	SR	David OLDROYD		Radical SR4 Clubsport	1:09.946	12	1.237	95.21
10	44	C	Jonathan WHITE		Radical Clubsport	1:09.953	12	1.244	95.20
11	28	C	Nicholas HILL		Radical Clubsport	1:10.269	13	1.560	94.77
12	12	C	Tim JONES		Radical Clubsport	1:10.293	13	1.584	94.74
13	13	C	Simon GARMSTON		Radical Clubsport	1:10.765	10	2.056	94.11
14	15	C	Altay ALI		Radical Clubsport	1:11.009	13	2.300	93.79
15	35	C	Phillip GIBB		Radical Clubsport	1:11.091	11	2.382	93.68
16	66	SR	Brian CASEY		Radical SR4 Clubsport	1:14.275	8	5.566	89.66

Weather / Track : Sunny / Dry

These results are provisional until the conclusion of any judicial and technical matters.

Castle Combe

Circuit Length = 1.8500 miles.

Start: 08:32 End: 08:47

Clerk Of Course:	Stewards:	Timekeeper:
------------------	-----------	-------------

## Matador Tyres Radical BiDuro Championship QUALIFYING - LAP ANALYSIS

<b>3</b>	<b>Tony FREEMAN</b>	Radical SR4 Clubsport
1 - 7:04.269	6 - 1:09.659	
2 - 1:28.721	7 - <b>1:09.272</b>	
3 - 1:10.694	8 - 1:22.093P	
4 - 1:09.547		
5 - 1:09.966		
<b>7</b>	<b>Adrian MARDLIN</b>	Radical SR4 Clubsport
1 - 7:17.001	6 - 1:10.155	11 - 1:12.809
2 - 1:48.747	7 - 1:09.410	12 - 1:13.508
3 - 1:17.134	8 - 1:11.538	13 - <b>1:09.384</b>
4 - 1:17.221	9 - 1:14.156	
5 - 1:17.365	10 - 1:09.392	
<b>8</b>	<b>Mark SUTTERBY</b>	Radical Clubsport
1 - 7:30.897	6 - 1:11.800	11 - 1:10.442
2 - 1:28.881	7 - 1:11.169	12 - 1:24.887
3 - 1:19.341	8 - 1:11.404	13 - <b>1:09.850</b>
4 - 1:15.057	9 - 1:11.212	
5 - 1:15.580	10 - 1:10.819	
<b>12</b>	<b>Tim JONES</b>	Radical Clubsport
1 - 7:39.506	6 - 1:11.190	11 - 1:10.456
2 - 1:32.981	7 - 1:10.457	12 - 1:16.688
3 - 1:18.981	8 - 1:10.588	13 - <b>1:10.293</b>
4 - 1:14.527	9 - 1:10.457	
5 - 1:12.320	10 - 1:10.556	
<b>13</b>	<b>Simon GARMSTON</b>	Radical Clubsport
1 - 7:22.730	6 - 1:12.453	
2 - 1:36.187	7 - <b>1:10.765</b>	
3 - 1:21.987	8 - 1:11.150	
4 - 1:17.559	9 - 1:24.778	
5 - 1:13.921	10 - 2:00.844P	
<b>15</b>	<b>Altay ALI</b>	Radical Clubsport
1 - 7:20.771	6 - 1:12.966	11 - 1:11.668
2 - 1:30.543	7 - 1:12.291	12 - 1:11.772
3 - 1:16.220	8 - 1:12.208	13 - <b>1:11.009</b>
4 - 1:14.198	9 - 1:11.770	
5 - 1:13.721	10 - 1:12.017	

# Matador Tyres Radical BiDuro Championship

## QUALIFYING - LAP ANALYSIS

(contd.)

<b>28</b>	<b>Nicholas HILL</b>	Radical Clubsport
1 - 7:32.211	6 - 1:10.883	11 - <b>1:10.269</b>
2 - 1:29.111	7 - 1:11.298	12 - 1:22.918
3 - 1:16.108	8 - 1:10.689	13 - 1:12.966
4 - 1:11.862	9 - 1:15.611	
5 - 1:11.265	10 - 1:10.480	
<b>35</b>	<b>Phillip GIBB</b>	Radical Clubsport
1 - 7:15.367	6 - 3:24.550	11 - <b>1:11.091</b>
2 - 1:27.827	7 - 1:13.438	
3 - 1:20.265	8 - 1:12.025	
4 - 1:16.006	9 - 1:11.494	
5 - 1:26.833P	10 - 1:11.178	
<b>44</b>	<b>Jonathan WHITE</b>	Radical Clubsport
1 - 7:46.143	6 - 2:15.918	11 - <b>1:09.953</b>
2 - 1:28.585	7 - 1:10.729	12 - 1:10.452
3 - 1:17.836	8 - 1:10.438	
4 - 1:14.526	9 - 1:10.267	
5 - 1:32.206P	10 - 1:10.236	
<b>55</b>	<b>Mick HYDE</b>	Radical SR4 Clubsport
1 - 7:23.270	6 - 1:09.743	11 - 1:09.903
2 - 1:24.065	7 - 1:09.795	12 - 1:09.491
3 - 1:13.227	8 - 1:09.715	13 - <b>1:09.484</b>
4 - 1:10.294	9 - 1:10.123	
5 - 1:09.752	10 - 1:10.240	
<b>66</b>	<b>Brian CASEY</b>	Radical SR4 Clubsport
1 - 7:40.543	6 - 1:54.715P	
2 - 1:33.937	7 - 2:17.408	
3 - 1:20.505	8 - 1:38.526P	
4 - 1:14.511		
5 - <b>1:14.275</b>		
<b>67</b>	<b>Philip ABBOTT</b>	Radical SR4 Clubsport
1 - 7:45.443	6 - 1:25.605P	11 - 1:09.924
2 - 1:27.545	7 - 2:14.227	12 - <b>1:09.529</b>
3 - 1:18.857	8 - 1:11.061	
4 - 1:14.862	9 - 1:10.411	
5 - 1:12.248	10 - 1:10.052	

## Matador Tyres Radical BiDuro Championship QUALIFYING - LAP ANALYSIS


(contd.)

<b>89</b>	<b>Chris STONEY</b>	Radical SR4 Clubsport			
1 -	7:42.386	6 -	1:10.057	11 -	1:18.895
2 -	1:27.797	7 -	1:09.934	12 -	1:09.527
3 -	1:14.084	8 -	1:09.352	13 -	<b>1:08.818</b>
4 -	1:12.627	9 -	1:09.852		
5 -	1:11.881	10 -	1:09.082		
<b>90</b>	<b>Jeremy FERGUSON</b>	Radical SR4 Clubsport			
1 -	7:07.685	6 -	1:09.601	11 -	1:09.427
2 -	1:26.801	7 -	1:09.337	12 -	<b>1:08.975</b>
3 -	1:12.813	8 -	1:09.300		
4 -	1:11.062	9 -	1:25.099P		
5 -	1:10.062	10 -	2:19.825		
<b>96</b>	<b>Alexander MORTIMER</b>	Radical SR4 Clubsport			
1 -	7:33.869	6 -	1:10.060	11 -	1:09.209
2 -	1:23.234	7 -	1:09.487	12 -	<b>1:08.709</b>
3 -	1:15.218	8 -	1:25.322P		
4 -	1:10.701	9 -	2:12.316		
5 -	1:12.034	10 -	1:09.280		
<b>99</b>	<b>David OLDROYD</b>	Radical SR4 Clubsport			
1 -	7:25.664	6 -	1:23.953	11 -	1:16.544
2 -	1:22.659	7 -	1:10.468	12 -	<b>1:09.946</b>
3 -	1:12.856	8 -	1:24.905P		
4 -	1:11.022	9 -	2:28.310		
5 -	1:10.258	10 -	1:10.723		

# Matador Tyres Radical BiDuro Championship

## GRID - RACE 1

ROW 9	17	GREAVES	
ROW 8	35	GIBB	66 CASEY
ROW 7	13	GARMSTON	15 ALI
ROW 6	28	HILL	12 JONES
ROW 5	99	OLDROYD	44 WHITE
ROW 4	67	ABBOTT	8 SUTTERBY
ROW 3	7	MARDLIN	55 HYDE
ROW 2	90	FERGUSON	3 FREEMAN
ROW 1	96	MORTIMER	89 STONEY
		POLE	



Weather / Track : Sunny / Dry

These results are provisional until the conclusion of any judicial and technical matters.

Castle Combe

Circuit Length = 1.8500 miles.

Start: 08:32 End: 08:47

Clerk Of Course:

Stewards:

Timekeeper:

# Matador Tyres Radical BiDuro Championship

## RACE CLASSIFICATION - RACE 1

POS	NO	CL	NAME	NAT	CAR	TIME	LAPS	GAP	MPH	BEST
1	96	SR	Alexander MORTIMER		Radical SR4 Clubsport	14:06.910	12		94.36	1:09.676
2	90	SR	Jeremy FERGUSON		Radical SR4 Clubsport	14:08.081	12	1.171	94.23	1:09.660
3	3	SR	Tony FREEMAN		Radical SR4 Clubsport	14:12.086	12	5.176	93.79	1:09.929
4	55	SR	Mick HYDE		Radical SR4 Clubsport	14:20.490	12	13.580	92.87	1:10.411
5	67	SR	Philip ABBOTT		Radical SR4 Clubsport	14:24.481	12	17.571	92.44	1:10.479
6	12	C	Tim JONES		Radical Clubsport	14:25.763	12	18.853	92.31	1:10.790
7	8	C	Mark SUTTERBY		Radical Clubsport	14:26.648	12	19.738	92.21	1:10.456
8	7	SR	Adrian MARDLIN		Radical SR4 Clubsport	14:35.146	12	28.236	91.32	1:10.303
9	44	C	Jonathan WHITE		Radical Clubsport	14:36.639	12	29.729	91.16	1:10.123
10	15	C	Altay ALI		Radical Clubsport	14:44.838	12	37.928	90.32	1:12.474
11	28	C	Nicholas HILL		Radical Clubsport	14:45.023	12	38.113	90.30	1:12.102
12	35	C	Phillip GIBB		Radical Clubsport	14:49.875	12	42.965	89.81	1:10.853
13	13	C	Simon GARMSTON		Radical Clubsport	14:57.194	12	50.284	89.07	1:12.409
14	89	SR	Chris STONEY		Radical SR4 Clubsport	15:13.657	12	1:06.747	87.47	1:09.787
NOT CLASSIFIED										
99	SR	David OLDROYD		Radical SR4 Clubsport	12:02.454	10	D.N.F.	92.18	1:10.847	
FASTEST LAP										
90	SR	Jeremy FERGUSON		Radical SR4 Clubsport	1:09.660	5	95.60mph	153.86kph		
44	C	Jonathan WHITE		Radical Clubsport	1:10.123	4	94.97mph	152.84kph		

Weather / Track : Sunny / Dry

These results are provisional until the conclusion of any judicial and technical matters.

Castle Combe

Circuit Length = 1.8500 miles.

Start: 12:29 End: 12:43

Clerk Of Course:	Stewards:	Timekeeper:
------------------	-----------	-------------

## Matador Tyres Radical BiDuro Championship

### RACE CLASSIFICATION - RACE 1 - LAP CHART

Lap 1			Lap 2			Lap 3			Lap 4			Lap 5		
No	Behind	Laptime	No	Behind	Laptime	No	Behind	Laptime	No	Behind	Laptime	No	Behind	Laptime
96		1:15.454	96		1:10.587	96		1:10.871	96		1:10.074	96		1:10.154
90	1.482	1:16.936	90	1.707	1:10.812	90	1.378	1:10.542	90	1.496	1:10.192	90	1.002	1:09.660
3	2.121	1:17.575	3	2.500	1:10.966	3	1.977	1:10.348	3	2.215	1:10.312	3	2.421	1:10.360
89	2.476	1:17.930	55	2.965	1:11.027	55	2.867	1:10.773	55	3.204	1:10.411	55	3.800	1:10.750
55	2.525	1:17.979	44	3.346	1:11.163	99	6.074	1:11.919	99	7.853	1:11.853	99	8.919	1:11.220
44	2.770	1:18.224	99	5.026	1:12.203	67	7.971	1:11.241	67	8.759	1:10.862	67	9.546	1:10.941
7	3.068	1:18.522	67	7.601	1:14.073	12	8.941	1:11.707	12	9.858	1:10.991	12	10.859	1:11.155
99	3.410	1:18.864	12	8.105	1:13.709	8	9.458	1:11.829	8	10.494	1:11.110	44	11.057	1:10.631
67	4.115	1:19.569	8	8.500	1:14.341	44	10.531	1:18.056	44	10.580	1:10.123	8	12.526	1:12.186
8	4.746	1:20.200	15	10.340	1:14.453	15	12.831	1:13.362	15	15.874	1:13.117	15	18.581	1:12.861
12	4.983	1:20.437	28	12.777	1:16.689	28	14.342	1:12.436	28	16.370	1:12.102	28	18.919	1:12.703
15	6.474	1:21.928	35	16.203	1:18.618	35	17.770	1:12.438	35	19.954	1:12.258	35	21.537	1:11.737
28	6.675	1:22.129	13	16.322	1:19.113	7	18.100	1:12.452	7	20.160	1:12.134	7	21.668	1:11.662
13	7.796	1:23.250	7	16.519	1:24.038	13	20.177	1:14.726	13	23.461	1:13.358	13	25.716	1:12.409
35	8.172	1:23.626	89	35.221	1:43.332P	89	56.916	1:32.566	89	57.202	1:10.360	89	56.835	1:09.787

# Matador Tyres Radical BiDuro Championship

## RACE CLASSIFICATION - RACE 1 - LAP CHART

(contd.)

Lap 6			Lap 7			Lap 8			Lap 9			Lap 10		
No	Behind	Laptime	No	Behind	Laptime	No	Behind	Laptime	No	Behind	Laptime	No	Behind	Laptime
96		1:10.020	96		1:09.792	96		1:09.793	96		1:09.676	96		1:10.068
90	0.953	1:09.971	90	0.937	1:09.776	90	0.928	1:09.784	90	1.207	1:09.955	90	1.223	1:10.084
3	2.330	1:09.929	3	2.768	1:10.230	3	3.045	1:10.070	3	3.437	1:10.068	3	3.982	1:10.613
55	4.570	1:10.790	55	5.395	1:10.617	55	6.558	1:10.956	55	8.577	1:11.695	55	9.947	1:11.438
99	10.676	1:11.777	99	12.543	1:11.659	99	13.643	1:10.893	99	15.186	1:11.219	99	15.965	1:10.847
67	10.948	1:11.422	67	13.310	1:12.154	67	14.323	1:10.806	44	15.352	1:10.495	44	16.081	1:10.797
12	12.049	1:11.210	44	13.541	1:11.134	44	14.533	1:10.785	67	15.801	1:11.154	67	16.602	1:10.869
44	12.199	1:11.162	12	13.858	1:11.601	12	14.859	1:10.794	12	16.457	1:11.274	12	17.179	1:10.790
8	13.922	1:11.416	8	15.213	1:11.083	8	16.864	1:11.444	8	17.777	1:10.589	8	18.486	1:10.777
15	21.291	1:12.730	15	23.973	1:12.474	7	25.747	1:11.421	7	26.405	1:10.334	7	26.640	1:10.303
28	21.817	1:12.918	7	24.119	1:11.434	15	27.032	1:12.852	15	29.916	1:12.560	15	32.710	1:12.862
7	22.477	1:10.829	28	24.886	1:12.861	28	27.327	1:12.234	28	30.120	1:12.469	28	32.982	1:12.930
35	23.526	1:12.009	35	25.179	1:11.445	35	28.452	1:13.066	35	30.543	1:11.767	35	40.872	1:20.397
13	28.982	1:13.286	13	32.967	1:13.777	13	36.988	1:13.814	13	40.873	1:13.561	13	44.166	1:13.361
89	57.341	1:10.526	89	57.818	1:10.269	89	1:00.996	1:12.971	89	1:02.668	1:11.348	89	1:03.592	1:10.992

Weather / Track : Sunny / Dry

www.mstworld.com

Page 2 of 3

Castle Combe  
Circuit Length = 1.8500 miles.  
Start: 12:29 End: 12:43

Printed - 12:47 Monday, 31 May 2004

# Matador Tyres Radical BiDuro Championship


## RACE CLASSIFICATION - RACE 1 - LAP CHART

(contd.)

Lap 11			Lap 12			Lap 13			Lap 14			Lap 15		
No	Behind	Laptime	No	Behind	Laptime	No	Behind	Laptime	No	Behind	Laptime	No	Behind	Laptime
96		1:09.903	96		1:10.518									
90	1.434	1:10.114	90	1.171	1:10.255									
3	4.599	1:10.520	3	5.176	1:11.095									
55	11.972	1:11.928	55	13.580	1:12.126									
67	17.610	1:10.911	67	17.571	1:10.479									
12	18.561	1:11.285	12	18.853	1:10.810									
8	19.800	1:11.217	8	19.738	1:10.456									
7	28.362	1:11.625	7	28.236	1:10.392									
44	28.626	1:22.448	44	29.729	1:11.621									
15	35.798	1:12.991	15	37.928	1:12.648									
28	36.319	1:13.240	28	38.113	1:12.312									
35	42.630	1:11.661	35	42.965	1:10.853									
13	47.428	1:13.165	13	50.284	1:13.374									
89	1:05.913	1:12.224	89	1:06.747	1:11.352									

# Matador Tyres Radical BiDuro Championship

## GRID - RACE 9

ROW 8	99	OLDROYD		
ROW 7	13	GARMSTON	89	STONEY
ROW 6	28	HILL	35	GIBB
ROW 5	44	WHITE	15	ALI
ROW 4	8	SUTTERBY	7	MARDLIN
ROW 3	67	ABBOTT	12	JONES
ROW 2	3	FREEMAN	55	HYDE
ROW 1	96	MORTIMER	90	FERGUSON
POLE				
				

Weather / Track : Sunny / Dry  
These results are provisional until the conclusion of any judicial and technical matters.

Castle Combe  
Circuit Length = 1.8500 miles.  
Start: 12:29 End: 12:43

Clerk Of Course:	Stewards:	Timekeeper:
------------------	-----------	-------------

# Matador Tyres Radical BiDuro Championship

## RACE CLASSIFICATION - RACE 9

POS	NO	CL	NAME	NAT	CAR	TIME	LAPS	GAP	MPH	BEST
1	3	SR	Tony FREEMAN		Radical SR4 Clubsport	14:38.353	10		75.82	1:25.947
2	89	SR	Chris STONEY		Radical SR4 Clubsport	14:44.521	10	6.168	75.29	1:25.847
3	90	SR	Jeremy FERGUSON		Radical SR4 Clubsport	14:57.798	10	19.445	74.18	1:27.852
4	12	C	Tim JONES		Radical Clubsport	14:57.928	10	19.575	74.17	1:27.687
5	99	SR	David OLDROYD		Radical SR4 Clubsport	15:01.987	10	23.634	73.83	1:27.597
6	44	C	Jonathan WHITE		Radical Clubsport	15:02.363	10	24.010	73.80	1:27.436
7	7	SR	Adrian MARDLIN		Radical SR4 Clubsport	15:31.120	10	52.767	71.52	1:30.416
8	17	C	Tim GREAVES		Radical Clubsport	15:35.627	10	57.274	71.18	1:31.613
9	8	C	Mark SUTTERBY		Radical Clubsport	15:36.716	10	58.363	71.09	1:31.526
10	13	C	Simon GARMSTON		Radical Clubsport	15:42.341	10	1:03.988	70.67	1:30.693
11	35	C	Phillip GIBB		Radical Clubsport	15:42.910	10	1:04.557	70.63	1:30.430
12	28	C	Nicholas HILL		Radical Clubsport	15:46.458	10	1:08.105	70.36	1:30.651
13	15	C	Altay ALI		Radical Clubsport	14:57.604	9	1 LAP	66.77	1:32.500
NOT CLASSIFIED										
55	SR	Mick HYDE		Radical SR4 Clubsport	10:33.683	7	D.N.F.	73.57	1:28.351	
67	SR	Philip ABBOTT		Radical SR4 Clubsport	9:04.663	6	D.N.F.	73.36	1:28.059	
96	SR	Alexander MORTIMER		Radical SR4 Clubsport	5:52.355	4	D.N.F.	75.60	1:25.784	
FASTEST LAP										
96	SR	Alexander MORTIMER		Radical SR4 Clubsport	1:25.784	4	77.63mph	124.94kph		
44	C	Jonathan WHITE		Radical Clubsport	1:27.436	8	76.17mph	122.58kph		

Weather / Track : Cloudy / Wet

These results are provisional until the conclusion of any judicial and technical matters.

Castle Combe

Circuit Length = 1.8500 miles.

Start: 16:43 End: 16:57

Clerk Of Course:	Stewards:	Timekeeper:
------------------	-----------	-------------

# Matador Tyres Radical BiDuro Championship

## RACE CLASSIFICATION - RACE 9 - LAP CHART

Lap 1			Lap 2			Lap 3			Lap 4			Lap 5		
No	Behind	Laptime	No	Behind	Laptime	No	Behind	Laptime	No	Behind	Laptime	No	Behind	Laptime
96		1:33.166	96		1:26.950	96		1:26.455	96		1:25.784	3		1:27.174
3	0.775	1:33.941	3	1.153	1:27.328	3	1.052	1:26.354	3	1.215	1:25.947	89	4.751	1:31.212
89	2.043	1:35.209	89	2.184	1:27.091	89	1.576	1:25.847	89	1.928	1:26.136	90	12.127	1:30.243
90	3.760	1:36.926	90	5.256	1:28.446	90	7.906	1:29.105	90	10.273	1:28.151	12	13.245	1:29.186
55	3.850	1:37.016	12	6.148	1:28.854	12	9.532	1:29.839	12	12.448	1:28.700	44	13.572	1:29.313
12	4.244	1:37.410	55	7.001	1:30.101	44	10.457	1:29.266	44	12.648	1:27.975	67	14.610	1:28.059
44	4.864	1:38.030	44	7.646	1:29.732	55	10.495	1:29.949	55	14.648	1:29.937	55	16.185	1:29.926
7	5.910	1:39.076	67	9.697	1:30.351	67	11.886	1:28.644	67	14.940	1:28.838	99	17.292	1:28.256
67	6.296	1:39.462	7	10.702	1:31.742	99	14.466	1:29.215	99	17.425	1:28.743	7	26.444	1:33.775
99	7.451	1:40.617	99	11.706	1:31.205	7	14.663	1:30.416	7	21.058	1:32.179	8	33.227	1:32.801
8	11.593	1:44.759	8	17.040	1:32.397	8	22.542	1:31.957	8	28.815	1:32.057	17	33.953	1:32.934
13	12.683	1:45.849	17	18.056	1:32.151	17	23.453	1:31.852	17	29.408	1:31.739	13	43.342	1:32.510
28	12.824	1:45.990	13	23.827	1:38.094	13	31.525	1:34.153	13	39.221	1:33.480	35	44.101	1:32.439
17	12.855	1:46.021	35	24.696	1:36.577	35	32.574	1:34.333	35	40.051	1:33.261	28	47.410	1:33.449
35	15.069	1:48.235	28	29.143	1:43.269	28	35.464	1:32.776	28	42.350	1:32.670	15	1:18.222	1:34.868
15	34.170	2:07.336	15	39.720	1:32.500	15	45.868	1:32.603	15	1:11.743	1:51.659			

# Matador Tyres Radical BiDuro Championship

## RACE CLASSIFICATION - RACE 9 - LAP CHART

(contd.)

Lap 6			Lap 7			Lap 8			Lap 9			Lap 10		
No	Behind	Laptime	No	Behind	Laptime	No	Behind	Laptime	No	Behind	Laptime	No	Behind	Laptime
3		1:27.228	3		1:28.174	3		1:27.609	3		1:27.301	3		1:27.297
89	5.011	1:27.488	89	3.808	1:26.971	89	4.085	1:27.886	89	3.713	1:26.929	89	6.168	1:29.752
90	13.638	1:28.739	90	13.591	1:28.127	15	1 LAP	1:34.689	15	1 LAP	1:33.534	15	1 LAP	1:34.956
12	15.172	1:29.155	12	14.685	1:27.687	90	13.834	1:27.852	90	14.543	1:28.010	90	19.445	1:32.199
44	15.473	1:29.129	44	14.948	1:27.649	44	14.775	1:27.436	12	17.161	1:29.650	12	19.575	1:29.711
67	16.691	1:29.309	55	17.537	1:28.403	12	14.812	1:27.736	99	21.383	1:29.454	99	23.634	1:29.548
55	17.308	1:28.351	99	18.117	1:27.597	99	19.230	1:28.722	44	21.924	1:34.450	44	24.010	1:29.383
99	18.694	1:28.630	7	33.837	1:31.219	7	38.683	1:32.455	7	43.741	1:32.359	7	52.767	1:36.323
7	30.792	1:31.576	8	41.711	1:32.360	17	46.609	1:32.382	17	51.037	1:31.729	17	57.274	1:33.534
8	37.525	1:31.526	17	41.836	1:31.672	8	48.048	1:33.946	8	53.531	1:32.784	8	58.363	1:32.129
17	38.338	1:31.613	13	52.753	1:32.504	13	56.964	1:31.820	13	1:00.356	1:30.693	13	1:03.988	1:30.929
13	48.423	1:32.309	35	53.638	1:32.391	35	58.067	1:32.038	35	1:01.196	1:30.430	35	1:04.557	1:30.658
35	49.421	1:32.548	28	56.205	1:31.516	28	59.247	1:30.651	28	1:02.648	1:30.702	28	1:08.105	1:32.754
28	52.863	1:32.681												
15	1:26.453	1:35.459												

## John Cooper Challenge QUALIFYING - RACE 2

POS	NO	CL	NAME	NAT	CAR	TIME	LAPS	GAP	MPH
1	10	S	Martin WALLBANK		Mini Cooper S	1:21.068	11		82.15
2	4	S	Andy SAYLE		Mini Cooper S	1:21.423	12	0.355	81.79
3	7	S	Arthur FORSTER		Mini Cooper S	1:21.616	11	0.548	81.60
4	2	S	Nick SMITH		Mini Cooper S	1:21.653	12	0.585	81.56
5	9	S	Darren NEEDHAM		Mini Cooper S	1:22.082	12	1.014	81.13
6	1	S	Mark SPELLER		Mini Cooper S	1:22.142	11	1.074	81.07
7	19	S	Jethro BOVINGDON		Mini Cooper S	1:22.272	12	1.204	80.95
8	5	S	Rob HOLGATE		Mini Cooper S	1:22.419	12	1.351	80.80
9	8	S	James NEEDHAM		Mini Cooper S	1:22.989	10	1.921	80.25
10	20	C	Graham PARSONS		Mini Cooper	1:24.338	11	3.270	78.96
11	23	C	Paddy MURRAY		Mini Cooper	1:25.389	11	4.321	77.99
12	33	C	Mike BEAUCHAMP		Mini Cooper	1:25.767	11	4.699	77.65
13	37	C	Glen CHRISTIAN		Mini Cooper	1:25.895	11	4.827	77.53
14	32	C	Gary ROBERTSHAW		Mini Cooper	1:25.900	11	4.832	77.53
15	27	C	Gary KOUNNIS		Mini Cooper	1:25.908	11	4.840	77.52
16	26	C	David PHILLIPS		Mini Cooper	1:26.005	11	4.937	77.43
17	21	C	Jonathan SHEPHERD		Mini Cooper	1:26.056	11	4.988	77.39
18	55	C	Barney CRAGGS		Mini Cooper	1:26.109	10	5.041	77.34
19	30	C	Mark DRURY		Mini Cooper	1:26.338	11	5.270	77.13
20	34	C	Ed STARK		Mini Cooper	1:26.379	11	5.311	77.10
21	38	C	Stephen CAMPBELL		Mini Cooper	1:26.391	11	5.323	77.09
22	24	C	Rob AUSTIN		Mini Cooper	1:26.688	10	5.620	76.82
23	31	C	James WHELAN		Mini Cooper	1:26.705	11	5.637	76.81
24	28	C	Peter BROWN		Mini Cooper	1:27.658	10	6.590	75.97
25	50	C	Rachel OWEN		Mini Cooper	1:28.091	11	7.023	75.60
26	41	C	Nik ROCHEZ		Mini Cooper	1:29.337	10	8.269	74.54
27	29	C	Tim MORGAN		Mini Cooper	1:30.545	10	9.477	73.55
28	25	C	Sue COX		Mini Cooper	1:37.877	9	16.809	68.04

Weather / Track : Sunny / Dry

www.mstworld.com

Castle Combe  
Circuit Length = 1.8500 miles.  
Start: 08:54 End: 09:09

Printed - 09:52 Monday, 31 May 2004

## John Cooper Challenge QUALIFYING - LAP ANALYSIS

<b>1</b>	<b>Mark SPELLER</b>	Mini Cooper S
1 - 5:59.479	6 - 1:23.309	11 - 1:32.446
2 - 1:43.019	7 - 1:22.655	
3 - 1:23.707	8 - <b>1:22.142</b>	
4 - 1:22.271	9 - 1:22.353	
5 - 1:22.929	10 - 1:43.066	
<b>2</b>	<b>Nick SMITH</b>	Mini Cooper S
1 - 5:20.990	6 - 1:22.428	11 - <b>1:21.653</b>
2 - 1:31.744	7 - 1:22.950	12 - 1:22.106
3 - 1:24.008	8 - 1:23.358	
4 - 1:22.369	9 - 1:22.109	
5 - 1:21.750	10 - 1:22.961	
<b>4</b>	<b>Andy SAYLE</b>	Mini Cooper S
1 - 5:22.141	6 - 1:22.682	11 - 1:21.659
2 - 1:30.436	7 - 1:22.230	12 - <b>1:21.423</b>
3 - 1:23.653	8 - 1:23.300	
4 - 1:22.207	9 - 1:22.086	
5 - 1:21.669	10 - 1:21.478	
<b>5</b>	<b>Rob HOLGATE</b>	Mini Cooper S
1 - 5:04.543	6 - 1:23.190	11 - 1:23.444
2 - 1:37.157	7 - 1:24.099	12 - 1:22.961
3 - 1:31.141	8 - 1:25.424	
4 - 1:23.565	9 - <b>1:22.419</b>	
5 - 1:22.854	10 - 1:23.088	
<b>7</b>	<b>Arthur FORSTER</b>	Mini Cooper S
1 - 5:27.847	6 - 1:41.135	11 - 1:21.993
2 - 1:36.414	7 - 1:22.938	
3 - 1:25.770	8 - 1:42.929	
4 - 1:21.828	9 - 1:26.898	
5 - 1:21.918	10 - <b>1:21.616</b>	
<b>8</b>	<b>James NEEDHAM</b>	Mini Cooper S
1 - 5:17.805	6 - 1:23.874	
2 - 1:36.706	7 - <b>1:22.989</b>	
3 - 1:25.411	8 - 1:26.107	
4 - 1:23.422	9 - 1:47.279P	
5 - 1:24.178	10 - 2:47.785	

# John Cooper Challenge QUALIFYING - LAP ANALYSIS

(contd.)

<b>9</b>	<b>Darren NEEDHAM</b>	Mini Cooper S
1 - 5:16.544	6 - 1:23.221	11 - 1:22.696
2 - 1:39.018	7 - 1:22.516	12 - <b>1:22.082</b>
3 - 1:26.049	8 - 1:23.203	
4 - 1:25.061	9 - 1:22.945	
5 - 1:23.771	10 - 1:22.609	
<b>10</b>	<b>Martin WALLBANK</b>	Mini Cooper S
1 - 5:32.132	6 - 1:46.914	11 - 1:21.663
2 - 1:37.672	7 - 1:21.465	
3 - 1:22.701	8 - 1:31.771	
4 - 1:21.840	9 - 1:21.866	
5 - <b>1:21.068</b>	10 - 1:40.788	
<b>19</b>	<b>Jethro BOVINGDON</b>	Mini Cooper S
1 - 5:24.977	6 - 1:23.168	11 - 1:22.382
2 - 1:32.822	7 - <b>1:22.272</b>	12 - 1:22.699
3 - 1:25.311	8 - 1:22.806	
4 - 1:25.176	9 - 1:23.183	
5 - 1:24.359	10 - 1:23.495	
<b>20</b>	<b>Graham PARSONS</b>	Mini Cooper
1 - 6:17.878	6 - 1:24.863	11 - <b>1:24.338</b>
2 - 1:37.752	7 - 1:24.632	
3 - 1:26.251	8 - 1:24.608	
4 - 1:25.143	9 - 1:24.919	
5 - 1:25.221	10 - 1:27.427	
<b>21</b>	<b>Jonathan SHEPHERD</b>	Mini Cooper
1 - 5:36.541	6 - 1:28.706	11 - 1:26.433
2 - 1:38.991	7 - <b>1:26.056</b>	
3 - 1:38.898	8 - 1:26.563	
4 - 1:26.438	9 - 1:26.926	
5 - 1:42.028	10 - 1:30.240	
<b>23</b>	<b>Paddy MURRAY</b>	Mini Cooper
1 - 6:22.778	6 - 1:25.628	11 - <b>1:25.389</b>
2 - 1:35.228	7 - 1:29.208	
3 - 1:26.340	8 - 1:25.744	
4 - 1:25.797	9 - 1:25.506	
5 - 1:26.186	10 - 1:30.145	

# John Cooper Challenge QUALIFYING - LAP ANALYSIS

(contd.)

<b>24</b>	<b>Rob AUSTIN</b>	Mini Cooper
1 - 6:18.767	6 - 1:26.781	
2 - 1:43.608	7 - 1:27.523	
3 - 1:28.056	8 - 1:28.437	
4 - <b>1:26.688</b>	9 - 1:27.526	
5 - 1:27.966	10 - 1:27.121	
<b>25</b>	<b>Sue COX</b>	Mini Cooper
1 - 6:23.785	6 - 1:44.582	
2 - 1:52.825	7 - 1:41.168	
3 - 1:46.611	8 - <b>1:37.877</b>	
4 - 1:48.278	9 - 1:39.833	
5 - 1:44.884		
<b>26</b>	<b>David PHILLIPS</b>	Mini Cooper
1 - 5:33.742	6 - 1:26.748	11 - 1:28.302
2 - 1:42.400	7 - 1:26.305	
3 - 1:29.164	8 - <b>1:26.005</b>	
4 - 1:26.011	9 - 1:26.310	
5 - 1:27.130	10 - 1:27.339	
<b>27</b>	<b>Gary KOUNNIS</b>	Mini Cooper
1 - 5:47.699	6 - 1:30.174	11 - 1:25.945
2 - 1:38.831	7 - 1:26.912	
3 - 1:30.538	8 - 1:26.448	
4 - 1:27.024	9 - 1:26.107	
5 - 1:27.788	10 - <b>1:25.908</b>	
<b>28</b>	<b>Peter BROWN</b>	Mini Cooper
1 - 6:19.496	6 - 1:28.464	
2 - 1:44.732	7 - 1:28.310	
3 - 1:33.699	8 - 1:27.679	
4 - 1:31.225	9 - <b>1:27.658</b>	
5 - 1:33.470	10 - 1:29.051	
<b>29</b>	<b>Tim MORGAN</b>	Mini Cooper
1 - 5:55.053	6 - 1:33.240	
2 - 1:44.053	7 - 1:31.824	
3 - 1:37.279	8 - 1:36.214	
4 - 1:32.405	9 - 1:30.883	
5 - 1:30.563	10 - <b>1:30.545</b>	

# John Cooper Challenge QUALIFYING - LAP ANALYSIS

(contd.)

<b>30</b>	<b>Mark DRURY</b>	Mini Cooper
1 - 5:45.137	6 - 1:28.007	11 - 1:26.497
2 - 1:38.852	7 - <b>1:26.338</b>	
3 - 1:28.616	8 - 1:28.910	
4 - 1:27.125	9 - 1:26.359	
5 - 1:28.603	10 - 1:27.119	
<b>31</b>	<b>James WHELAN</b>	Mini Cooper
1 - 5:37.892	6 - 1:27.224	11 - 1:27.072
2 - 1:40.496	7 - 1:27.076	
3 - 1:29.148	8 - <b>1:26.705</b>	
4 - 1:28.312	9 - 1:27.813	
5 - 1:31.865	10 - 1:26.812	
<b>32</b>	<b>Gary ROBERTSHAW</b>	Mini Cooper
1 - 6:09.310	6 - 1:26.334	11 - <b>1:25.900</b>
2 - 1:37.478	7 - 1:26.103	
3 - 1:28.497	8 - 1:29.775	
4 - 1:26.698	9 - 1:26.277	
5 - 1:25.937	10 - 1:26.161	
<b>33</b>	<b>Mike BEAUCHAMP</b>	Mini Cooper
1 - 5:49.288	6 - 1:26.270	11 - 1:26.592
2 - 1:37.783	7 - 1:25.895	
3 - 1:29.517	8 - <b>1:25.767</b>	
4 - 1:27.051	9 - 1:26.316	
5 - 1:27.657	10 - 1:26.221	
<b>34</b>	<b>Ed STARK</b>	Mini Cooper
1 - 6:01.310	6 - 1:28.785	11 - <b>1:26.379</b>
2 - 1:43.410	7 - 1:27.260	
3 - 1:26.927	8 - 1:26.565	
4 - 1:26.759	9 - 1:31.884	
5 - 1:26.453	10 - 1:28.821	
<b>37</b>	<b>Glen CHRISTIAN</b>	Mini Cooper
1 - 6:05.173	6 - 1:27.042	11 - 1:26.279
2 - 1:40.601	7 - 1:27.415	
3 - 1:27.689	8 - 1:32.309	
4 - 1:27.092	9 - 1:27.122	
5 - 1:26.556	10 - <b>1:25.895</b>	

# John Cooper Challenge QUALIFYING - LAP ANALYSIS

(contd.)

<b>38</b>	<b>Stephen CAMPBELL</b>	Mini Cooper
1 - 5:45.381	6 - 1:27.363	11 - 1:30.705
2 - 1:36.755	7 - 1:28.070	
3 - 1:28.122	8 - 1:27.112	
4 - <b>1:26.391</b>	9 - 1:27.621	
5 - 1:27.306	10 - 1:27.407	
<b>41</b>	<b>Nik ROCHEZ</b>	Mini Cooper
1 - 6:08.545	6 - 1:31.674	
2 - 1:55.387	7 - <b>1:29.337</b>	
3 - 1:38.995	8 - 1:29.838	
4 - 1:30.922	9 - 1:30.045	
5 - 1:34.373	10 - 1:29.588	
<b>50</b>	<b>Rachel OWEN</b>	Mini Cooper
1 - 5:52.950	6 - 1:28.364	11 - <b>1:28.091</b>
2 - 1:44.865	7 - 1:31.516	
3 - 1:34.835	8 - 1:28.700	
4 - 1:31.283	9 - 1:29.266	
5 - 1:29.013	10 - 1:28.542	
<b>55</b>	<b>Barney CRAGGS</b>	Mini Cooper
1 - 6:19.197	6 - 1:26.516	
2 - 1:42.984	7 - 1:26.496	
3 - 1:35.108	8 - <b>1:26.109</b>	
4 - 1:30.984	9 - 1:26.150	
5 - 1:27.119	10 - 1:26.169	

# John Cooper Challenge

## GRID - RACE 2

ROW 11	41	ROCHEZ	29	MORGAN	25	COX
ROW 10		28	BROWN	50	OWEN	
ROW 9	38	CAMPBELL	24	AUSTIN	31	WHELAN
ROW 8		30	DRURY	34	STARK	
ROW 7	26	PHILLIPS	21	SHEPHERD	55	CRAGGS
ROW 6		32	ROBERTSHAW	27	KOUNNIS	
ROW 5	23	MURRAY	33	BEAUCHAMP	37	CHRISTIAN
ROW 4		8	NEEDHAM	20	PARSONS	
ROW 3	1	SPELLER	19	BOVINGDON	5	HOLGATE
ROW 2		2	SMITH	9	NEEDHAM	
ROW 1	10	WALLBANK	4	SAYLE	7	FORSTER
		POLE				

**Weather / Track : Sunny / Dry**  
**These results are provisional until the conclusion of any judicial and technical matters.**

Castle Combe  
 Circuit Length = 1.8500 miles.  
 Start: 08:54 End: 09:09

Clerk Of Course:	Stewards:	Timekeeper:
------------------	-----------	-------------

## John Cooper Challenge

### RACE CLASSIFICATION - RACE 2 - AMENDED

POS	NO	CL	NAME	NAT	CAR	TIME	LAPS	GAP	MPH	BEST
1	10	S	Martin WALLBANK		Mini Cooper S	20:41.621	15		80.45	1:21.852
2	7	S	Arthur FORSTER		Mini Cooper S	20:45.391	15	3.770	80.21	1:21.960
3	1	S	Mark SPELLER		Mini Cooper S	20:47.226	15	5.605	80.09	1:21.792
4	4	S	Andy SAYLE		Mini Cooper S	20:47.235	15	5.614	80.09	1:21.906
5	5	S	Rob HOLGATE		Mini Cooper S	20:57.468	15	15.847	79.44	1:22.543
6	2	S	Nick SMITH		Mini Cooper S	21:01.835	15	20.214	79.17	1:22.392
7	19	S	Jethro BOVINGDON		Mini Cooper S	21:03.352	15	21.731	79.07	1:22.381
8	8	S	James NEEDHAM		Mini Cooper S	21:18.493	15	36.872	78.13	1:23.829
9	20	C	Graham PARSONS		Mini Cooper	21:42.906	15	1:01.285	76.67	1:25.303
10	23	C	Paddy MURRAY		Mini Cooper	21:46.642	15	1:05.021	76.45	1:25.669
11	32	C	Gary ROBERTSHAW		Mini Cooper	21:50.619	15	1:08.998	76.22	1:26.027
12	27	C	Gary KOUNNIS		Mini Cooper	21:51.139	15	1:09.518	76.19	1:25.879
13	55	C	Barney CRAGGS		Mini Cooper	21:52.304	15	1:10.683	76.12	1:25.912
14	37	C	Glen CHRISTIAN		Mini Cooper	21:53.721	15	1:12.100	76.04	1:25.851
15	33	C	Mike BEAUCHAMP		Mini Cooper	21:54.465	15	1:12.844	76.00	1:25.865
16	34	C	Ed STARK		Mini Cooper	22:00.610	15	1:18.989	75.64	1:26.390
17	30	C	Mark DRURY		Mini Cooper	22:05.133	15	1:23.512	75.38	1:26.390
18	21	C	Jonathan SHEPHERD		Mini Cooper	20:48.490	14	1 LAP	74.68	1:27.009
19	24	C	Rob AUSTIN		Mini Cooper	20:49.036	14	1 LAP	74.65	1:27.221
20	28	C	Peter BROWN		Mini Cooper	20:49.404	14	1 LAP	74.62	1:27.012
21	31	C	James WHELAN		Mini Cooper	20:50.604	14	1 LAP	74.55	1:27.370
22	50	C	Rachel OWEN		Mini Cooper	20:56.386	14	1 LAP	74.21	1:27.800
23	38	C	Stephen CAMPBELL		Mini Cooper	20:57.672	14	1 LAP	74.13	1:27.043
24	41	C	Nik ROCHEZ		Mini Cooper	21:06.828	14	1 LAP	73.60	1:27.478
25	29	C	Tim MORGAN		Mini Cooper	21:13.632	14	1 LAP	73.20	1:28.302
26	25	C	Sue COX		Mini Cooper	21:37.200	13	2 LAPS	66.74	1:33.861
NOT CLASSIFIED										
9	S	Darren NEEDHAM		Mini Cooper S	20:56.182	11	N.C.F.	58.32	1:28.097	
26	C	David PHILLIPS		Mini Cooper	4:37.458	3	D.N.F.	72.01	1:28.291	
FASTEST LAP										
1	S	Mark SPELLER		Mini Cooper S	1:21.792	7	81.42mph	131.04kph		
20	C	Graham PARSONS		Mini Cooper	1:25.303	9	78.07mph	125.64kph		

## John Cooper Challenge

### RACE CLASSIFICATION - RACE 2 - LAP CHART

Lap 1			Lap 2			Lap 3			Lap 4			Lap 5		
No	Behind	Laptime	No	Behind	Laptime	No	Behind	Laptime	No	Behind	Laptime	No	Behind	Laptime
7		1:28.670	7		1:22.177	7		1:21.960	7		1:22.397	10		1:22.132
10	0.578	1:29.248	10	0.656	1:22.255	10	0.808	1:22.112	10	0.263	1:21.852	7	0.337	1:22.732
4	1.820	1:30.490	4	3.930	1:24.287	4	4.299	1:22.329	4	4.172	1:22.270	4	3.751	1:21.974
9	2.041	1:30.711	1	5.453	1:23.724	1	6.226	1:22.733	1	6.021	1:22.192	1	5.861	1:22.235
2	2.269	1:30.939	19	5.743	1:25.117	19	7.154	1:23.371	19	7.274	1:22.517	19	7.349	1:22.470
19	2.803	1:31.473	5	6.023	1:24.851	5	7.529	1:23.466	5	7.675	1:22.543	5	7.986	1:22.706
5	3.349	1:32.019	8	7.450	1:24.325	8	9.758	1:24.268	8	11.789	1:24.428	8	13.704	1:24.310
1	3.906	1:32.576	2	10.694	1:30.602	2	12.910	1:24.176	2	13.758	1:23.245	2	14.234	1:22.871
8	5.302	1:33.972	20	11.886	1:27.272	20	16.118	1:26.192	20	19.909	1:26.188	20	23.255	1:25.741
20	6.791	1:35.461	23	12.360	1:27.150	23	16.646	1:26.246	23	20.298	1:26.049	23	23.740	1:25.837
23	7.387	1:36.057	27	13.713	1:27.890	27	18.173	1:26.420	27	22.397	1:26.621	27	26.496	1:26.494
27	8.000	1:36.670	37	14.497	1:27.831	37	19.211	1:26.674	32	23.531	1:26.186	32	27.210	1:26.074
55	8.674	1:37.344	32	14.747	1:27.760	32	19.742	1:26.955	37	23.932	1:27.118	37	27.492	1:25.955
37	8.843	1:37.513	55	16.078	1:29.581	55	20.232	1:26.114	55	24.382	1:26.547	55	27.899	1:25.912
32	9.164	1:37.834	34	16.371	1:28.780	34	21.070	1:26.659	34	25.649	1:26.976	34	30.558	1:27.304
34	9.768	1:38.438	33	18.076	1:29.428	33	23.352	1:27.236	33	27.650	1:26.695	33	32.067	1:26.812
21	10.347	1:39.017	21	18.308	1:30.138	30	23.694	1:27.088	30	28.600	1:27.303	30	32.595	1:26.390
33	10.825	1:39.495	38	18.312	1:28.956	26	24.651	1:28.291	24	32.105	1:28.335	24	37.278	1:27.568
26	11.129	1:39.799	26	18.320	1:29.368	31	25.866	1:28.804	31	32.538	1:29.069	31	37.969	1:27.826
38	11.533	1:40.203	30	18.566	1:28.611	24	26.167	1:28.745	38	32.750	1:28.711	38	38.197	1:27.842
30	12.132	1:40.802	31	19.022	1:28.080	38	26.436	1:30.084	21	33.322	1:28.876	21	38.503	1:27.576
31	13.119	1:41.789	9	19.023	1:39.159	21	26.843	1:30.495	28	33.680	1:28.519	28	39.182	1:27.897
24	13.526	1:42.196	24	19.382	1:28.033	28	27.558	1:29.066	50	35.625	1:29.080	50	41.406	1:28.176
28	14.311	1:42.981	28	20.452	1:28.318	50	28.942	1:28.737	29	38.755	1:29.360	29	45.602	1:29.242
50	15.949	1:44.619	50	22.165	1:28.393	29	31.792	1:30.528	41	39.367	1:28.422	41	46.301	1:29.329
29	16.498	1:45.168	29	23.224	1:28.903	41	33.342	1:29.756	9	1:05.785	1:49.546			
41	17.185	1:45.855	41	25.546	1:30.538	9	38.636	1:41.573	25	1:13.503	1:39.358			
25	24.303	1:52.973	25	41.103	1:38.977	25	56.542	1:37.399						

# John Cooper Challenge

## RACE CLASSIFICATION - RACE 2 - LAP CHART

(contd.)

Lap 6			Lap 7			Lap 8			Lap 9			Lap 10		
No	Behind	Laptime	No	Behind	Laptime	No	Behind	Laptime	No	Behind	Laptime	No	Behind	Laptime
10		1:22.274	10		1:22.006	10		1:21.870	10		1:21.943	10		1:21.943
7	1.302	1:23.239	7	1.408	1:22.112	7	1.915	1:22.377	7	2.085	1:22.113	7	2.245	1:22.103
4	4.258	1:22.781	4	4.252	1:22.000	4	4.487	1:22.105	4	4.474	1:21.930	4	4.437	1:21.906
1	5.990	1:22.403	1	5.776	1:21.792	1	5.971	1:22.065	1	6.035	1:22.007	1	6.072	1:21.980
19	7.904	1:22.829	19	8.279	1:22.381	19	9.408	1:22.999	19	10.604	1:23.139	19	11.895	1:23.234
5	9.357	1:23.645	5	10.480	1:23.129	5	11.458	1:22.848	5	12.756	1:23.241	5	13.712	1:22.899
25	1 LAP	1:46.630	2	17.437	1:23.548	2	18.060	1:22.493	2	19.001	1:22.884	2	19.908	1:22.850
2	15.895	1:23.935	8	19.793	1:24.275	8	22.185	1:24.262	8	25.170	1:24.928	8	28.176	1:24.949
9	1 LAP	1:55.469	20	32.940	1:28.139	20	37.023	1:25.953	20	40.383	1:25.303	20	44.203	1:25.763
8	17.524	1:26.094	23	33.154	1:27.816	23	37.404	1:26.120	23	41.130	1:25.669	23	45.533	1:26.346
20	26.807	1:25.826	25	1 LAP	1:41.601	32	40.897	1:26.511	32	45.949	1:26.995	32	50.795	1:26.789
23	27.344	1:25.878	32	36.256	1:26.765	27	41.035	1:26.410	27	46.486	1:27.394	27	51.133	1:26.590
32	31.497	1:26.561	27	36.495	1:26.631	55	41.532	1:26.548	55	47.048	1:27.459	55	54.025	1:28.920
27	31.870	1:27.648	55	36.854	1:26.230	37	42.456	1:26.426	37	47.524	1:27.011	37	54.364	1:28.783
55	32.630	1:27.005	37	37.900	1:26.734	34	44.931	1:26.746	33	51.178	1:27.686	33	55.812	1:26.577
37	33.172	1:27.954	34	40.055	1:26.390	33	45.435	1:26.620	34	51.823	1:28.835	34	56.711	1:26.831
34	35.671	1:27.387	33	40.685	1:26.232	30	48.096	1:27.669	30	53.348	1:27.195	30	59.561	1:28.156
33	36.459	1:26.666	30	42.297	1:27.036	24	53.939	1:27.221	9	2 LAPS	2:22.476P	38	1:06.495	1:28.205
30	37.267	1:26.946	24	48.588	1:27.745	38	54.603	1:27.043	24	59.975	1:27.979	24	1:07.071	1:29.039
24	42.849	1:27.845	38	49.430	1:27.931	25	1 LAP	1:42.271	38	1:00.233	1:27.573	21	1:07.669	1:28.591
31	43.332	1:27.637	31	49.554	1:28.228	31	55.625	1:27.941	21	1:01.021	1:27.009	31	1:08.344	1:28.217
38	43.505	1:27.582	21	50.107	1:27.545	21	55.955	1:27.718	31	1:02.070	1:28.388	28	1:08.673	1:28.101
21	44.568	1:28.339	28	51.244	1:28.199	28	56.386	1:27.012	28	1:02.515	1:28.072	50	1:15.066	1:28.493
28	45.051	1:28.143	50	54.215	1:28.888	50	1:00.145	1:27.800	50	1:08.516	1:30.314			
50	47.333	1:28.201	29	1:01.848	1:29.906	29	1:10.133	1:30.155	25	1 LAP	1:39.700			
29	53.948	1:30.620	41	1:02.721	1:30.102	41	1:10.946	1:30.095	29	1:17.629	1:29.439			
41	54.625	1:30.598	9	1 LAP	2:20.897				41	1:18.065	1:29.062			

**John Cooper Challenge**  
**RACE CLASSIFICATION - RACE 2 - LAP CHART**  
 (contd.)

Lap 11			Lap 12			Lap 13			Lap 14			Lap 15		
No	Behind	Laptime	No	Behind	Laptime	No	Behind	Laptime	No	Behind	Laptime	No	Behind	Laptime
10		1:22.404	10		1:22.035	10		1:22.801	10		1:23.087	10		1:23.659
7	2.984	1:23.143	7	3.467	1:22.518	7	3.343	1:22.677	38	1 LAP	1:28.271	7	3.770	1:23.895
41	1 LAP	1:29.682	4	5.188	1:21.919	4	4.645	1:22.258	21	1 LAP	1:27.688	1	5.605	1:23.604
4	5.304	1:23.271	1	6.489	1:22.123	50	1 LAP	1:29.132	24	1 LAP	1:28.051	4	5.614	1:25.068
1	6.401	1:22.733	41	1 LAP	1:28.664	1	6.497	1:22.809	28	1 LAP	1:28.602	38	1 LAP	1:29.445
29	1 LAP	1:33.995	29	1 LAP	1:28.361	41	1 LAP	1:28.450	7	3.534	1:23.278	21	1 LAP	1:29.848
25	2 LAPS	1:39.302	19	15.093	1:25.196	5	15.982	1:23.127	31	1 LAP	1:29.492	24	1 LAP	1:29.130
19	11.932	1:22.441	5	15.656	1:23.670	19	18.674	1:26.382	4	4.205	1:22.647	28	1 LAP	1:28.554
5	14.021	1:22.713	2	20.426	1:22.565	2	20.133	1:22.508	1	5.660	1:22.250	31	1 LAP	1:28.687
2	19.896	1:22.392	25	2 LAPS	1:36.410	29	1 LAP	1:30.013	50	1 LAP	1:28.122	9	4 LAPS	1:39.944
8	29.601	1:23.829	8	31.670	1:24.104	25	2 LAPS	1:34.185	5	15.926	1:23.031	50	1 LAP	1:28.008
20	48.180	1:26.381	20	52.242	1:26.097	8	34.121	1:25.252	19	20.410	1:24.823	5	15.847	1:23.580
23	50.247	1:27.118	23	54.745	1:26.533	20	55.706	1:26.265	2	20.695	1:23.649	2	20.214	1:23.178
32	55.165	1:26.774	32	59.662	1:26.532	23	58.346	1:26.402	41	1 LAP	1:28.797	19	21.731	1:24.980
27	55.289	1:26.560	27	1:00.124	1:26.870	32	1:03.410	1:26.549	29	1 LAP	1:29.640	41	1 LAP	1:27.478
55	57.535	1:25.914	55	1:01.710	1:26.210	27	1:04.065	1:26.742	8	35.963	1:24.929	29	1 LAP	1:28.302
37	58.457	1:26.497	37	1:02.273	1:25.851	55	1:05.398	1:26.489	25	2 LAPS	1:33.861	8	36.872	1:24.568
33	59.647	1:26.239	33	1:03.477	1:25.865	37	1:05.910	1:26.438	20	58.647	1:26.028	25	2 LAPS	1:34.533
34	1:01.200	1:26.893	34	1:06.296	1:27.131	33	1:07.489	1:26.813	23	1:01.841	1:26.582	20	1:01.285	1:26.297
30	1:04.262	1:27.105	30	1:09.260	1:27.033	34	1:11.138	1:27.643	32	1:06.630	1:26.307	23	1:05.021	1:26.839
9	3 LAPS	2:59.175	9	3 LAPS	1:28.097	30	1:14.237	1:27.778	27	1:07.298	1:26.320	32	1:08.998	1:26.027
38	1:11.664	1:27.573	38	1:17.882	1:28.253	9	3 LAPS	1:29.135	55	1:08.238	1:25.927	27	1:09.518	1:25.879
24	1:12.357	1:27.690	21	1:18.880	1:28.115				37	1:08.787	1:25.964	55	1:10.683	1:26.104
21	1:12.800	1:27.535	24	1:19.781	1:29.459				33	1:10.340	1:25.938	37	1:12.100	1:26.972
31	1:13.310	1:27.370	28	1:20.174	1:28.538				34	1:15.305	1:27.254	33	1:12.844	1:26.163
28	1:13.671	1:27.402	31	1:20.351	1:29.076				30	1:18.861	1:27.711	34	1:18.989	1:27.343
50	1:21.085	1:28.423										30	1:23.512	1:28.310

# John Cooper Challenge

## GRID - RACE 8 - AMENDED

ROW 11	25	COX	9	NEEDHAM	26	PHILLIPS
ROW 10		41	ROCHEZ	29	MORGAN	
ROW 9	31	WHELAN	50	OWEN	38	CAMPBELL
ROW 8		24	AUSTIN	28	BROWN	
ROW 7	34	STARK	30	DRURY	21	SHEPHERD
ROW 6		37	CHRISTIAN	33	BEAUCHAMP	
ROW 5	32	ROBERTSHAW	27	KOUNNIS	55	CRAGGS
ROW 4		20	PARSONS	23	MURRAY	
ROW 3	2	SMITH	19	BOVINGDON	8	NEEDHAM
ROW 2		4	SAYLE	5	HOLGATE	
ROW 1	10	WALLBANK	7	FORSTER	1	SPELLER
		POLE				

Car No 38 - 10sec penalty - J.16.1.m.

Weather / Track : Sunny / Dry

These times are provisional until the conclusion of any judicial and technical matters.

Castle Combe

Circuit Length = 1.8500 miles.

Start: 12:56 End: 13:17

Clerk Of Course:	Stewards:	Timekeeper:
------------------	-----------	-------------

# John Cooper Challenge

## RACE CLASSIFICATION - RACE 8

POS	NO	CL	NAME	NAT	CAR	TIME	LAPS	GAP	MPH	BEST
1	10	S	Martin WALLBANK		Mini Cooper S	15:59.866	11		76.32	1:24.197
2	1	S	Mark SPELLER		Mini Cooper S	16:00.591	11	0.725	76.26	1:24.162
3	2	S	Nick SMITH		Mini Cooper S	16:11.709	11	11.843	75.39	1:25.207
4	19	S	Jethro BOVINGDON		Mini Cooper S	16:14.339	11	14.473	75.18	1:24.761
5	7	S	Arthur FORSTER		Mini Cooper S	16:14.914	11	15.048	75.14	1:24.016
6	9	S	Darren NEEDHAM		Mini Cooper S	16:23.969	11	24.103	74.45	1:25.220
7	8	S	James NEEDHAM		Mini Cooper S	16:29.600	11	29.734	74.03	1:26.771
8	5	S	Rob HOLGATE		Mini Cooper S	16:41.397	11	41.531	73.15	1:26.161
9	4	S	Andy SAYLE		Mini Cooper S	16:44.025	11	44.159	72.96	1:26.852
10	23	C	Paddy MURRAY		Mini Cooper	17:01.324	11	1:01.458	71.73	1:28.207
11	38	C	Stephen CAMPBELL		Mini Cooper	17:10.090	11	1:10.224	71.12	1:29.476
12	31	C	James WHELAN		Mini Cooper	17:11.967	11	1:12.101	70.99	1:28.928
13	32	C	Gary ROBERTSHAW		Mini Cooper	17:12.434	11	1:12.568	70.95	1:28.067
14	26	C	David PHILLIPS		Mini Cooper	17:13.502	11	1:13.636	70.88	1:27.973
15	33	C	Mike BEAUCHAMP		Mini Cooper	17:14.410	11	1:14.544	70.82	1:28.184
16	20	C	Graham PARSONS		Mini Cooper	17:16.535	11	1:16.669	70.67	1:29.381
17	21	C	Jonathan SHEPHERD		Mini Cooper	17:18.346	11	1:18.480	70.55	1:30.150
18	37	C	Glen CHRISTIAN		Mini Cooper	17:27.960	11	1:28.094	69.90	1:30.768
19	50	C	Rachel OWEN		Mini Cooper	17:32.691	11	1:32.825	69.59	1:29.615
20	28	C	Peter BROWN		Mini Cooper	17:35.194	11	1:35.328	69.42	1:29.458
21	24	C	Rob AUSTIN		Mini Cooper	16:02.968	10	1 LAP	69.16	1:29.551
22	29	C	Tim MORGAN		Mini Cooper	16:32.234	10	1 LAP	67.12	1:33.143

### NOT CLASSIFIED

30	C	Mark DRURY	Mini Cooper	15:58.104	9	D.N.F.	62.56	1:27.934
34	C	Ed STARK	Mini Cooper	12:23.893	8	D.N.F.	71.62	1:28.182
41	C	Nik ROCHEZ	Mini Cooper	11:23.575	7	D.N.F.	68.20	1:30.993
55	C	Barney CRAGGS	Mini Cooper	6:10.224	4	D.N.F.	71.95	1:28.461
25	C	Sue COX	Mini Cooper	3:47.396	2	D.N.F.	58.57	1:50.403
27	C	Gary KOUNNIS	Mini Cooper	1:53.683	1	D.N.F.	58.58	1:53.683

### FASTEST LAP

7	S	Arthur FORSTER	Mini Cooper S	1:24.016	4	79.27mph	127.57kph
30	C	Mark DRURY	Mini Cooper	1:27.934	3	75.73mph	121.88kph

Weather / Track : Cloudy / Wet

These results are provisional until the conclusion of any judicial and technical matters.

Castle Combe  
Circuit Length = 1.8500 miles.  
Start: 16:13 End: 16:29

Clerk Of Course:	Stewards:	Timekeeper:
------------------	-----------	-------------

# John Cooper Challenge

## RACE CLASSIFICATION - RACE 8 - LAP CHART

Lap 1			Lap 2			Lap 3			Lap 4			Lap 5		
No	Behind	Laptime	No	Behind	Laptime	No	Behind	Laptime	No	Behind	Laptime	No	Behind	Laptime
7		1:33.910	1		1:25.645	1		1:24.162	1		1:24.365	1		1:25.003
1	0.579	1:34.489	7	0.471	1:26.695	7	1.167	1:24.858	7	0.818	1:24.016	10	2.027	1:25.716
10	1.462	1:35.372	10	0.789	1:25.551	10	1.482	1:24.855	10	1.314	1:24.197	2	6.310	1:25.207
2	1.937	1:35.847	2	3.461	1:27.748	2	5.217	1:25.918	2	6.106	1:25.254	19	7.602	1:26.032
19	2.616	1:36.526	19	3.936	1:27.544	19	6.177	1:26.403	19	6.573	1:24.761	7	11.223	1:35.408
4	2.869	1:36.779	4	4.463	1:27.818	4	7.153	1:26.852	8	10.496	1:26.978	8	13.086	1:27.593
8	4.021	1:37.931	8	5.274	1:27.477	8	7.883	1:26.771	5	11.190	1:26.796	5	13.575	1:27.388
5	5.049	1:38.959	5	6.760	1:27.935	5	8.759	1:26.161	9	11.455	1:25.449	9	13.716	1:27.264
23	5.791	1:39.701	9	9.313	1:26.945	9	10.371	1:25.220	23	17.969	1:28.611	23	22.976	1:30.010
55	6.395	1:40.305	23	9.678	1:30.111	23	13.723	1:28.207	30	20.869	1:29.664	4	25.435	1:27.437
20	7.920	1:41.830	55	11.025	1:30.854	55	15.324	1:28.461	55	21.563	1:30.604	38	31.814	1:30.227
32	8.361	1:42.271	30	11.798	1:29.287	30	15.570	1:27.934	4	23.001	1:40.213	34	33.095	1:30.733
9	8.592	1:42.502	21	14.242	1:31.329	21	20.230	1:30.150	21	26.051	1:30.186	21	33.626	1:32.578
30	8.735	1:42.645	38	15.847	1:32.413	38	21.479	1:29.794	38	26.590	1:29.476	33	34.212	1:30.915
21	9.137	1:43.047	20	16.002	1:34.306	34	23.548	1:31.215	34	27.365	1:28.182	26	34.492	1:29.272
38	9.658	1:43.568	34	16.495	1:30.907	20	23.833	1:31.993	33	28.300	1:28.184	31	35.684	1:30.553
34	11.812	1:45.722	37	19.487	1:33.109	33	24.481	1:28.856	20	28.849	1:29.381	20	35.752	1:31.906
33	12.213	1:46.123	33	19.787	1:33.798	31	25.571	1:29.553	31	30.134	1:28.928	37	39.824	1:31.968
24	12.415	1:46.325	31	20.180	1:32.939	37	26.456	1:31.131	26	30.223	1:27.973	50	40.130	1:31.057
37	12.602	1:46.512	28	20.471	1:33.718	26	26.615	1:29.938	37	32.859	1:30.768	28	40.584	1:32.009
28	12.977	1:46.887	26	20.839	1:33.279	24	28.115	1:29.667	24	33.301	1:29.551	32	42.279	1:28.748
31	13.465	1:47.375	24	22.610	1:36.419	28	28.485	1:32.176	28	33.578	1:29.458	24	50.355	1:42.057
26	13.784	1:47.694	50	23.164	1:35.456	50	28.826	1:29.824	50	34.076	1:29.615	41	59.431	1:46.209
50	13.932	1:47.842	41	24.043	1:35.559	41	31.597	1:31.716	41	38.225	1:30.993	29	1:06.742	1:34.652
41	14.708	1:48.618	32	28.982	1:46.845	32	34.832	1:30.012	32	38.534	1:28.067			
27	19.773	1:53.683	29	38.552	1:40.911	29	48.315	1:33.925	29	57.093	1:33.143			
25	23.083	1:56.993	25	47.262	1:50.403									
29	23.865	1:57.775												

**John Cooper Challenge**  
**RACE CLASSIFICATION - RACE 8 - LAP CHART**  
 (contd.)

Lap 6			Lap 7			Lap 8			Lap 9			Lap 10		
No	Behind	Laptime	No	Behind	Laptime	No	Behind	Laptime	No	Behind	Laptime	No	Behind	Laptime
1		1:26.226	1		1:26.475	1		1:26.327	1		1:27.424	1		1:29.011
10	1.400	1:25.599	10	1.120	1:26.195	29	1 LAP	1:36.460	10	0.409	1:26.971	10	0.516	1:29.118
2	6.970	1:26.886	2	7.358	1:26.863	10	0.862	1:26.069	29	1 LAP	1:37.727	2	11.859	1:29.959
19	8.525	1:27.149	19	9.304	1:27.254	2	8.704	1:27.673	2	10.911	1:29.631	19	13.903	1:30.454
7	10.866	1:25.869	7	10.643	1:26.252	19	10.787	1:27.810	7	12.428	1:28.895	7	14.035	1:30.618
8	15.324	1:28.464	8	17.131	1:28.282	7	10.957	1:26.641	19	12.460	1:29.097	29	1 LAP	1:39.408
5	15.629	1:28.280	9	17.685	1:28.341	8	19.731	1:28.927	8	22.025	1:29.718	9	23.969	1:30.588
9	15.819	1:28.329	5	19.898	1:30.744	9	20.405	1:29.047	9	22.392	1:29.411	8	25.546	1:32.532
4	27.492	1:28.283	4	30.047	1:29.030	5	25.004	1:31.433	5	31.773	1:34.193	5	37.207	1:34.445
23	29.057	1:32.307	23	34.781	1:32.199	4	33.142	1:29.422	4	38.480	1:32.762	4	42.197	1:32.728
38	37.551	1:31.963	38	44.070	1:32.994	23	41.993	1:33.539	23	49.162	1:34.593	23	55.451	1:35.300
34	38.674	1:31.805	34	44.466	1:32.267	34	51.201	1:33.062	38	58.898	1:34.661	38	1:05.095	1:35.208
26	40.406	1:32.140	26	47.201	1:33.270	38	51.661	1:33.918	26	1:01.052	1:34.441	26	1:07.776	1:35.735
31	42.700	1:33.242	31	49.631	1:33.406	26	54.035	1:33.161	31	1:03.459	1:34.970	31	1:08.797	1:34.349
33	43.154	1:35.168	33	50.128	1:33.449	31	55.913	1:32.609	33	1:04.399	1:34.936	32	1:09.647	1:32.809
20	43.492	1:33.966	20	50.618	1:33.601	33	56.887	1:33.086	20	1:04.867	1:34.780	33	1:10.328	1:34.940
21	46.229	1:38.829	21	52.528	1:32.774	20	57.511	1:33.220	32	1:05.849	1:33.176	20	1:11.394	1:35.538
37	47.902	1:34.304	32	55.280	1:32.476	21	59.448	1:33.247	21	1:06.662	1:34.638	21	1:13.243	1:35.592
50	48.447	1:34.543	37	56.050	1:34.623	32	1:00.097	1:31.144	37	1:12.462	1:36.224	37	1:20.345	1:36.894
28	48.967	1:34.609	50	56.644	1:34.672	37	1:03.662	1:33.939	50	1:13.825	1:36.919	50	1:22.619	1:37.805
32	49.279	1:33.226	28	56.888	1:34.396	50	1:04.330	1:34.013	28	1:14.633	1:36.962	28	1:23.210	1:37.588
30	1 LAP	3:27.838	24	1:07.273	1:33.340	28	1:05.095	1:34.534	30	1 LAP	1:35.374	30	1 LAP	1:34.787
24	1:00.408	1:36.279	30	1 LAP	1:37.125	24	1:14.750	1:33.804	24	1:23.250	1:35.924			
41	1:09.051	1:35.846	41	1:17.210	1:34.634	30	1 LAP	1:33.450						
29	1:16.952	1:36.436												

**John Cooper Challenge**  
**RACE CLASSIFICATION - RACE 8 - LAP CHART**  
 (contd.)

Lap 11			Lap 12			Lap 13			Lap 14			Lap 15		
No	Behind	Laptime	No	Behind	Laptime	No	Behind	Laptime	No	Behind	Laptime	No	Behind	Laptime
10		1:30.223												
1	0.725	1:31.464												
24	1 LAP	1:39.602												
2	11.843	1:30.723												
19	14.473	1:31.309												
7	15.048	1:31.752												
9	24.103	1:30.873												
8	29.734	1:34.927												
29	1 LAP	1:41.797												
5	41.531	1:35.063												
4	44.159	1:32.701												
23	1:01.458	1:36.746												
38	1:10.224	1:35.868												
31	1:12.101	1:34.043												
32	1:12.568	1:33.660												
26	1:13.636	1:36.599												
33	1:14.544	1:34.955												
20	1:16.669	1:36.014												
21	1:18.480	1:35.976												
37	1:28.094	1:38.488												
50	1:32.825	1:40.945												
28	1:35.328	1:42.857												

## Dunlop Radical Enduro Championship QUALIFYING - RACE 3

POS	NO	CL	NAME	CAR	TIME	LAPS	GAP	MPH
1	96	SR	Barazi/Dudfield	Radical SR3	1:04.700	25		102.93
2	68	SR	Quaife/Moseley	Radical SR3	1:04.779	24	0.079	102.81
3	51	SR	Moulton/Stilp	Radical SR3	1:04.849	22	0.149	102.70
4	12	P	Green/Barff	Radical Prosport	1:05.441	24	0.741	101.77
5	11	P	Nick DOVE	Radical Prosport	1:05.787	21	1.087	101.23
6	1	SR	Croydon/Greensall	Radical SR3	1:06.101	16	1.401	100.75
7	69	SR	Edwards/Cook	Radical SR3	1:06.257	23	1.557	100.51
8	98	SR	Warren	Radical SR3	1:06.261	18	1.561	100.51
9	20	P	Aspinall/Kaizer	Radical Prosport	1:06.466	14	1.766	100.20
10	90	SR	Redwood/Abbott	Radical SR3	1:06.473	24	1.773	100.19
11	50	P	Duncan WILLIAMS	Radical Prosport	1:07.064	22	2.364	99.30
12	30	P	Davey/Eperon	Radical Prosport	1:08.639	24	3.939	97.02
13	44	P	Attard/Attard	Radical Prosport	1:09.985	23	5.285	95.16
14	17	P	Hepworth/Oddie	Radical Prosport	1:10.626	19	5.926	94.30
15	60	SR	Phillips/Coleman	Radical SR3	1:13.351	12	8.651	90.79
16	88	SR	Baxter/Maxted-Page	Radical SR3	1:13.761	23	9.061	90.29
17	76	SR	Rihon/Marshall	Radical SR3	1:15.229	11	10.529	88.53

Weather / Track : Sunny / Dry  
 These results are provisional until the conclusion of any judicial and technical matters.

Castle Combe  
 Circuit Length = 1.8500 miles.  
 Start: 09:16 End: 09:46

Clerk Of Course:	Stewards:	Timekeeper:
------------------	-----------	-------------

## Dunlop Radical Enduro Championship QUALIFYING - LAP ANALYSIS

<b>1</b>	<b>Croydon/Greensall</b>	Radical SR3							
1 -	X:00.000P	6 -	1:14.257	11 -	1:09.282	16 -	<b>1:06.101</b>		
2 -	2:20.529	7 -	1:36.079P	12 -	1:08.891				
3 -	1:45.491	8 -	2:37.542	13 -	1:09.530				
4 -	1:35.509	9 -	1:10.359	14 -	1:27.353P				
5 -	1:17.965	10 -	1:12.441	15 -	3:09.196				
<b>11</b>	<b>Nick DOVE</b>	Radical Prosport							
1 -	5:11.484	6 -	1:09.559	11 -	1:13.249	16 -	4:29.386	21 -	1:06.258
2 -	1:17.714	7 -	1:25.772P	12 -	1:06.534	17 -	1:06.245		
3 -	1:09.203	8 -	2:23.678	13 -	<b>1:05.787</b>	18 -	1:31.646P		
4 -	1:07.120	9 -	1:07.448	14 -	1:06.219	19 -	3:16.412		
5 -	1:06.746	10 -	1:06.915	15 -	1:33.100P	20 -	1:06.477		
<b>12</b>	<b>Green/Barff</b>	Radical Prosport							
1 -	5:09.913	6 -	1:08.045	11 -	1:06.002	16 -	1:05.581	21 -	1:13.781
2 -	1:23.521	7 -	1:32.471P	12 -	1:05.704	17 -	<b>1:05.441</b>	22 -	1:05.931
3 -	1:12.227	8 -	3:08.480	13 -	1:08.367	18 -	1:08.220	23 -	1:05.867
4 -	1:10.433	9 -	1:07.076	14 -	1:05.754	19 -	1:05.522	24 -	1:33.452P
5 -	1:08.517	10 -	1:11.890	15 -	1:05.897	20 -	1:05.597		
<b>17</b>	<b>Hepworth/Oddie</b>	Radical Prosport							
1 -	5:20.836	6 -	1:24.521	11 -	3:01.335	16 -	1:27.171P		
2 -	1:34.994	7 -	1:26.112	12 -	1:18.160	17 -	4:45.551		
3 -	1:23.407	8 -	1:26.132	13 -	1:14.061	18 -	1:11.185		
4 -	1:22.398	9 -	1:24.579	14 -	1:12.361	19 -	<b>1:10.626</b>		
5 -	1:28.910	10 -	1:47.902P	15 -	1:11.787				
<b>20</b>	<b>Aspinal/Kaizer</b>	Radical Prosport							
1 -	5:24.577	6 -	<b>1:06.466</b>	11 -	3:28.916				
2 -	1:39.255	7 -	1:09.112	12 -	1:11.817				
3 -	1:10.113	8 -	1:19.062	13 -	1:10.295				
4 -	1:07.705	9 -	1:11.224	14 -	1:36.017P				
5 -	1:11.486	10 -	6:51.519P						
<b>30</b>	<b>Davey/Eperon</b>	Radical Prosport							
1 -	5:18.089	6 -	1:11.826	11 -	1:10.212	16 -	1:10.299	21 -	1:10.248
2 -	1:30.414	7 -	1:11.148	12 -	1:29.269P	17 -	1:10.077	22 -	1:10.128
3 -	1:17.259	8 -	1:10.323	13 -	2:41.269	18 -	1:09.527	23 -	1:09.148
4 -	1:25.074	9 -	1:11.473	14 -	1:12.094	19 -	1:09.288	24 -	<b>1:08.639</b>
5 -	1:13.026	10 -	1:11.869	15 -	1:11.179	20 -	1:10.240		

# Dunlop Radical Enduro Championship

## QUALIFYING - LAP ANALYSIS

(contd.)

<b>44</b>	<b>Attard/Attard</b>	<b>Radical Prosport</b>			
1 - 5:14.281	6 - 2:54.547	11 - 1:11.883	16 - 1:13.926	21 - 1:10.613	
2 - 1:28.048	7 - 1:12.246	12 - 1:13.110	17 - 1:13.565	22 - <b>1:09.985</b>	
3 - 1:14.000	8 - 1:11.280	13 - 1:11.369	18 - 1:11.576	23 - 1:11.837	
4 - 1:13.213	9 - 1:11.219	14 - 1:29.312P	19 - 1:11.746		
5 - 1:29.151P	10 - 1:13.182	15 - 2:49.525	20 - 1:11.422		
<b>50</b>	<b>Duncan WILLIAMS</b>	<b>Radical Prosport</b>			
1 - 5:25.884	6 - 1:07.888	11 - 1:31.645P	16 - 1:22.075	21 - 1:17.214	
2 - 1:29.887	7 - 1:07.662	12 - 5:15.412	17 - 1:07.513	22 - 1:07.733	
3 - 1:12.536	8 - 1:12.854	13 - <b>1:07.064</b>	18 - 1:07.263		
4 - 1:09.550	9 - 1:07.427	14 - 1:07.084	19 - 1:19.309		
5 - 1:09.547	10 - 1:07.695	15 - 1:08.015	20 - 1:07.791		
<b>51</b>	<b>Moulton/Stilp</b>	<b>Radical SR3</b>			
1 - 5:08.370	6 - 1:06.692	11 - 1:28.273P	16 - 1:05.388	21 - 1:04.963	
2 - 1:23.249	7 - 1:07.800	12 - 3:31.214	17 - 1:09.572	22 - <b>1:04.849</b>	
3 - 1:11.877	8 - 1:06.602	13 - 1:06.843	18 - 1:05.077		
4 - 1:06.130	9 - 1:09.903	14 - 1:06.870	19 - 1:06.110		
5 - 1:05.121	10 - 1:04.895	15 - 1:11.774	20 - 1:04.927		
<b>60</b>	<b>Phillips/Coleman</b>	<b>Radical SR3</b>			
1 - 5:34.354	6 - 1:13.886	11 - 1:33.716P			
2 - 1:36.847	7 - 1:15.666	12 - 4:09.414P			
3 - 1:20.458	8 - 1:14.754				
4 - 1:16.193	9 - 1:15.273				
5 - 1:16.552	10 - <b>1:13.351</b>				
<b>68</b>	<b>Quaife/Moseley</b>	<b>Radical SR3</b>			
1 - 5:04.458	6 - 1:08.120	11 - 1:09.373	16 - 1:30.238	21 - 1:05.191	
2 - 1:25.446	7 - 1:08.944	12 - 1:28.679P	17 - 1:05.472	22 - 1:09.220	
3 - 1:15.446	8 - 1:10.740	13 - 2:12.425	18 - 1:04.848	23 - 1:23.306	
4 - 1:12.555	9 - 1:29.530P	14 - 1:07.205	19 - <b>1:04.779</b>	24 - 1:05.555	
5 - 1:10.070	10 - 2:17.685	15 - 1:06.018	20 - 1:09.608		
<b>69</b>	<b>Edwards/Cook</b>	<b>Radical SR3</b>			
1 - 5:16.101	6 - 1:09.481	11 - 1:11.192	16 - 1:07.458	21 - 1:12.043	
2 - 1:24.461	7 - 1:08.429	12 - 1:08.933	17 - 1:06.885	22 - 1:08.046	
3 - 1:14.289	8 - 1:08.873	13 - 1:31.702P	18 - 1:09.349	23 - 1:07.090	
4 - 1:13.219	9 - 1:08.698	14 - 3:15.939	19 - 1:06.691		
5 - 1:10.373	10 - 1:10.368	15 - 1:09.124	20 - <b>1:06.257</b>		


## Dunlop Radical Enduro Championship QUALIFYING - LAP ANALYSIS

(contd.)

<b>76</b>	<b>Rihon/Marshall</b>	<b>Radical SR3</b>				
1 - 5:33.270	6 - <b>1:15.229</b>	11 - 3:12.380				
2 - 1:34.574	7 - 1:17.731					
3 - 1:18.282	8 - 1:15.517					
4 - 1:17.028	9 - 1:15.534					
5 - 1:16.507	10 - 1:35.782P					
<b>88</b>	<b>Baxter/Maxted-Page</b>	<b>Radical SR3</b>				
1 - 4:57.910	6 - 1:18.437	11 - 1:17.459	16 - 1:18.770	21 - 1:14.896		
2 - 1:31.281	7 - 1:18.638	12 - 1:19.262	17 - 1:17.851	22 - <b>1:13.761</b>		
3 - 1:24.924	8 - 1:16.821	13 - 1:16.497	18 - 1:15.090	23 - 1:17.136		
4 - 1:22.074	9 - 1:15.621	14 - 1:43.367P	19 - 1:15.379			
5 - 1:20.634	10 - 1:17.348	15 - 3:08.443	20 - 1:13.950			
<b>90</b>	<b>Redwood/Abbott</b>	<b>Radical SR3</b>				
1 - 5:21.569	6 - 1:08.713	11 - 2:51.327	16 - 1:08.515	21 - 1:07.520		
2 - 1:24.835	7 - 1:07.007	12 - 1:12.008	17 - 1:11.464	22 - 1:06.804		
3 - 1:13.747	8 - 1:15.652	13 - 1:11.959	18 - 1:07.481	23 - 1:06.968		
4 - 1:11.895	9 - 1:07.900	14 - 1:09.028	19 - 1:07.510	24 - <b>1:06.473</b>		
5 - 1:09.230	10 - 1:18.651P	15 - 1:08.732	20 - 1:08.543			
<b>96</b>	<b>Barazi/Dudfield</b>	<b>Radical SR3</b>				
1 - 5:29.787	6 - 1:06.207	11 - 1:05.504	16 - 1:06.861	21 - 1:05.773		
2 - 1:34.843	7 - 1:05.963	12 - 1:05.051	17 - 1:06.866	22 - 1:05.994		
3 - 1:14.781	8 - 1:22.515	13 - <b>1:04.700</b>	18 - 1:06.188	23 - 1:06.775		
4 - 1:07.628	9 - 1:11.093	14 - 1:30.179P	19 - 1:06.220	24 - 1:05.955		
5 - 1:07.177	10 - 1:10.269	15 - 3:12.991	20 - 1:05.796	25 - 1:05.919		
<b>98</b>	<b>Warren</b>	<b>Radical SR3</b>				
1 - 5:37.147	6 - 1:21.721P	11 - 8:10.232	16 - 1:06.560			
2 - 1:31.239	7 - 3:18.896	12 - 1:06.509	17 - <b>1:06.261</b>			
3 - 1:17.944	8 - 1:13.949	13 - 1:07.196	18 - 1:09.151			
4 - 1:15.433	9 - 1:07.262	14 - 1:06.913				
5 - 1:12.910	10 - 1:55.719P	15 - 1:06.781				

# Dunlop Radical Enduro Championship

## GRID - RACE 3

ROW 9	76	Rihon/Marshall	
ROW 8	60	Phillips/Coleman	88 Baxter/Maxted-Page
ROW 7	44	Attard/Attard	17 Hepworth/Oddie
ROW 6	50	WILLIAMS	30 Davey/Eperon
ROW 5	20	Aspinal/Kaizer	90 Redwood/Abbott
ROW 4	69	Edwards/Cook	98 Warren
ROW 3	11	DOVE	1 Croydon/Greensall
ROW 2	51	Moulton/Stilp	12 Green/Barff
ROW 1	96	Barazi/Dudfield	68 Quaife/Moseley
<b>POLE</b>			
			

Weather / Track : Sunny / Dry

These results are provisional until the conclusion of any judicial and technical matters.

Castle Combe

Circuit Length = 1.8500 miles.

Start: 09:16 End: 09:46

Clerk Of Course:	Stewards:	Timekeeper:
------------------	-----------	-------------

## Dunlop Radical Enduro Championship

### RACE CLASSIFICATION - RACE 3

POS	NO	CL	NAME	CAR	TIME	LAPS	GAP	MPH	BEST
1	11	P	Dove	Radical Prosport	35:31.927	31		96.84	1:06.182
2	96	SR	Barazi/Dudfield	Radical SR3	35:44.461	31	12.534	96.27	1:06.012
3	1	SR	Croydon/Greensall	Radical SR3	35:47.683	31	15.756	96.13	1:05.489
4	51	SR	Moulton/Stilp	Radical SR3	35:48.037	31	16.110	96.11	1:05.315
5	90	SR	Redwood/Abbott	Radical SR3	35:48.822	31	16.895	96.08	1:06.493
6	98	SR	Warren	Radical SR3	36:01.687	31	29.760	95.50	1:06.110
7	50	P	Williams	Radical Prosport	36:25.210	31	53.283	94.48	1:07.170
8	12	P	Green/Barff	Radical Prosport	36:37.445	31	1:05.518	93.95	1:05.662
9	60	SR	Phillips/Coleman	Radical SR3	35:49.361	30	1 LAP	92.95	1:06.636
10	30	P	Davey/Eperon	Radical Prosport	36:05.530	30	1 LAP	92.26	1:09.206
11	44	P	Attard/Attard	Radical Prosport	36:40.852	30	1 LAP	90.78	1:09.845
12	88	SR	Baxter/Maxted-Page	Radical SR3	35:56.943	28	3 LAPS	86.45	1:12.029
13	17	P	Hepworth/Oddie	Radical Prosport	36:19.953	28	3 LAPS	85.54	1:08.949
14	76	SR	Rihon/Marshall	Radical SR3	36:43.848	28	3 LAPS	84.61	1:09.884

#### NOT CLASSIFIED

68	SR	Quaife/Moseley	Radical SR3	14:54.587	13	D.N.F.	96.78	1:07.476
20	P	Aspinall/Kaizer	Radical Prosport	14:05.115	12	D.N.F.	94.56	1:07.117
69	SR	Edwards/Cook	Radical SR3	16:16.771	6	D.N.F.	40.91	1:10.073

#### FASTEST LAP

51	SR	Moulton/Stilp	Radical SR3	1:05.315	14	101.96mph	164.10kph
12	P	Green/Barff	Radical Prosport	1:05.662	26	101.42mph	163.23kph

Weather / Track : Sunny / Dry

These results are provisional until the conclusion of any judicial and technical matters.

Castle Combe  
Circuit Length = 1.8500 miles.  
Start: 13:29 End: 14:05

Clerk Of Course:	Stewards:	Timekeeper:
------------------	-----------	-------------

## Dunlop Radical Enduro Championship

### RACE CLASSIFICATION - RACE 3 - LAP CHART

Lap 1			Lap 2			Lap 3			Lap 4			Lap 5		
No	Behind	Laptime	No	Behind	Laptime	No	Behind	Laptime	No	Behind	Laptime	No	Behind	Laptime
96		1:08.628	96		1:06.797	96		1:06.945	96		1:06.201	96		1:06.244
51	0.709	1:09.337	51	0.619	1:06.707	51	0.391	1:06.717	51	0.447	1:06.257	51	0.504	1:06.301
11	2.831	1:11.459	11	4.779	1:08.745	11	5.757	1:07.923	11	7.170	1:07.614	11	8.444	1:07.518
12	3.289	1:11.917	12	6.522	1:10.030	12	8.050	1:08.473	12	10.100	1:08.251	12	11.791	1:07.935
1	4.891	1:13.519	1	7.469	1:09.375	1	8.795	1:08.271	1	10.786	1:08.192	1	12.451	1:07.909
68	5.170	1:13.798	68	7.685	1:09.312	68	9.260	1:08.520	98	10.985	1:07.620	98	12.713	1:07.972
98	5.406	1:14.034	98	8.001	1:09.392	98	9.566	1:08.510	68	11.465	1:08.406	68	13.483	1:08.262
69	5.925	1:14.553	90	8.286	1:08.902	90	10.072	1:08.731	90	11.864	1:07.993	90	13.876	1:08.256
90	6.181	1:14.809	20	8.685	1:09.010	20	10.470	1:08.730	20	12.298	1:08.029	20	14.256	1:08.202
20	6.472	1:15.100	69	9.201	1:10.073	30	12.115	1:09.466	50	16.101	1:09.711	50	18.079	1:08.222
30	7.185	1:15.813	30	9.594	1:09.206	50	12.591	1:08.956	30	16.359	1:10.445	30	19.537	1:09.422
50	7.519	1:16.147	50	10.580	1:09.858	69	14.624	1:12.368	44	20.259	1:10.993	44	26.376	1:12.361
44	8.162	1:16.790	44	11.845	1:10.480	44	15.467	1:10.567	76	32.128	1:12.677	76	37.023	1:11.139
60	12.292	1:20.920	76	19.864	1:13.765	76	25.652	1:12.733	69	33.059	1:24.636P	60	39.903	1:12.425
76	12.896	1:21.524	60	20.455	1:14.960	60	26.938	1:13.428	60	33.722	1:12.985	88	53.386	1:14.563
88	17.001	1:25.629	88	26.535	1:16.331	88	35.566	1:15.976	88	45.067	1:15.702			
17	17.861	1:26.489	17	32.872	1:21.808	17	49.522	1:23.595	17	1:05.222	1:21.901			

**Dunlop Radical Enduro Championship**  
**RACE CLASSIFICATION - RACE 3 - LAP CHART**  
 (contd.)

Lap 6			Lap 7			Lap 8			Lap 9			Lap 10		
No	Behind	Laptime	No	Behind	Laptime	No	Behind	Laptime	No	Behind	Laptime	No	Behind	Laptime
96		1:06.413	96		1:06.862	51		1:06.717	51		1:05.851	11		1:06.793
51	0.274	1:06.183	51	0.155	1:06.743	96	0.535	1:07.407	96	2.279	1:07.595	51	5.338	1:21.970P
11	8.926	1:06.895	11	8.751	1:06.687	88	1 LAP	1:14.626	11	9.839	1:06.983	88	1 LAP	1:13.603
12	13.441	1:08.063	1	15.459	1:08.477	11	8.707	1:06.828	88	1 LAP	1:14.205	98	8.358	1:06.940
1	13.844	1:07.806	98	15.625	1:08.275	69	3 LAPS	4:04.099P	98	18.050	1:07.160	90	9.126	1:06.646
98	14.212	1:07.912	12	16.557	1:09.978	98	16.741	1:07.988	90	19.112	1:07.692	1	10.495	1:07.004
68	14.898	1:07.828	90	16.704	1:08.534	1	16.966	1:08.379	1	20.123	1:09.008	12	11.115	1:07.195
90	15.032	1:07.569	20	17.000	1:08.571	90	17.271	1:07.439	12	20.552	1:07.875	20	11.479	1:07.117
17	1 LAP	1:22.505	68	17.204	1:09.168	12	18.528	1:08.843	20	20.994	1:08.019	68	12.097	1:07.476
20	15.291	1:07.448	50	20.372	1:07.846	20	18.826	1:08.698	68	21.253	1:08.013	96	12.920	1:27.273P
50	19.388	1:07.722	30	24.936	1:09.344	68	19.091	1:08.759	50	23.195	1:08.220	50	14.652	1:08.089
30	22.454	1:09.330	17	1 LAP	1:22.038	50	20.826	1:07.326	30	30.738	1:09.212	30	24.552	1:10.446
44	30.962	1:10.999	44	34.546	1:10.446	30	27.377	1:09.313	44	44.834	1:10.780	44	38.623	1:10.421
76	42.105	1:11.495	76	46.536	1:11.293	44	39.905	1:12.231	76	57.149	1:11.650	76	51.614	1:11.097
60	45.197	1:11.707	60	50.612	1:12.277	17	1 LAP	1:23.257	60	1:02.111	1:12.769			
88	1:01.836	1:14.863				76	51.350	1:11.686	17	1 LAP	1:21.869			
						60	55.193	1:11.453						

**Dunlop Radical Enduro Championship**  
**RACE CLASSIFICATION - RACE 3 - LAP CHART**  
 (contd.)

Lap 11			Lap 12			Lap 13			Lap 14			Lap 15		
No	Behind	Laptime	No	Behind	Laptime	No	Behind	Laptime	No	Behind	Laptime	No	Behind	Laptime
11		1:06.418	11		1:06.551	11		1:06.493	11		1:06.862	11		1:07.455
17	2 LAPS	1:22.795	96	1 LAP	2:02.357	96	1 LAP	1:06.794	96	1 LAP	1:06.149	96	1 LAP	1:06.551
98	8.544	1:06.604	98	9.790	1:07.797	98	9.978	1:06.681	98	9.857	1:06.741	76	1 LAP	1:11.382
90	9.457	1:06.749	90	10.021	1:07.115	90	10.513	1:06.985	90	10.688	1:07.037	17	3 LAPS	1:42.621P
1	11.598	1:07.521	1	14.594	1:09.547	1	15.851	1:07.750	1	16.940	1:07.951	98	8.850	1:06.448
12	12.539	1:07.842	68	16.655	1:08.346	68	17.680	1:07.518	50	22.219	1:07.996	90	9.726	1:06.493
20	12.879	1:07.818	17	2 LAPS	1:23.558	50	21.085	1:08.099	51	23.572	1:05.315	51	23.090	1:06.973
60	1 LAP	1:35.076P	50	19.479	1:08.724	51	25.119	1:06.674	69	8 LAPS	7:11.042P	50	23.609	1:08.845
68	14.860	1:09.181	88	1 LAP	1:13.131	88	1 LAP	1:13.168	12	1 LAP	2:18.421P	1	35.599	1:26.114P
50	17.306	1:09.072	51	24.938	1:05.354	17	2 LAPS	1:21.760	88	1 LAP	1:12.637	12	1 LAP	1:31.439
88	1 LAP	1:16.455	12	29.297	1:23.309P	30	34.780	1:09.581	30	54.369	1:26.451P	44	58.981	1:11.129
51	26.135	1:27.215	30	31.692	1:09.773	44	50.795	1:10.281	44	55.307	1:11.374	88	1 LAP	1:35.811P
30	28.470	1:10.336	20	34.701	1:28.373P	76	1:04.588	1:10.771	60	1 LAP	1:07.586	60	1 LAP	1:06.673
44	43.003	1:10.798	44	47.007	1:10.555	60	1 LAP	1:07.995						
76	56.152	1:10.956	76	1:00.310	1:10.709									
			60	1 LAP	1:55.741									

**Dunlop Radical Enduro Championship**  
**RACE CLASSIFICATION - RACE 3 - LAP CHART**  
 (contd.)

Lap 16			Lap 17			Lap 18			Lap 19			Lap 20		
No	Behind	Laptime	No	Behind	Laptime	No	Behind	Laptime	No	Behind	Laptime	No	Behind	Laptime
11		1:06.664	11		1:07.009	98		1:06.730	98		1:06.110	98		1:06.538
96	1 LAP	1:06.012	96	1 LAP	1:07.217	90	0.948	1:07.290	90	1.394	1:06.556	90	1.391	1:06.535
76	1 LAP	1:09.884	1	1 LAP	1:48.735	11	3.788	1:21.576P	50	16.229	1:08.127	50	17.567	1:07.876
98	9.119	1:06.933	98	11.058	1:08.948	51	9.523	1:05.638	76	2 LAPS	2:19.870	76	2 LAPS	1:23.883
90	9.774	1:06.712	90	11.446	1:08.681	50	14.212	1:07.620	51	27.427	1:24.014P	30	1 LAP	1:10.692
51	22.591	1:06.165	44	1 LAP	1:30.416P	30	1 LAP	1:09.217	30	1 LAP	1:09.570	11	43.537	1:06.203
50	24.185	1:07.240	51	21.673	1:06.091	12	1 LAP	1:07.686	11	43.872	1:46.194	12	1 LAP	1:06.063
30	1 LAP	1:59.778	50	24.380	1:07.204	17	3 LAPS	1:10.812	12	1 LAP	1:06.251	60	1 LAP	1:06.738
17	3 LAPS	1:54.774	76	1 LAP	1:30.629P	44	1 LAP	1:54.389	17	3 LAPS	1:08.989	96	56.228	1:06.548
12	1 LAP	1:06.495	30	1 LAP	1:10.306	88	2 LAPS	1:17.284	60	1 LAP	1:07.969	17	3 LAPS	1:14.102
60	1 LAP	1:06.793	88	2 LAPS	2:02.498	60	1 LAP	1:06.761	96	56.218	1:06.828	51	58.614	1:37.725
			17	3 LAPS	1:10.734	96	55.500	1:06.180	44	1 LAP	1:14.867	1	1:04.100	1:06.105
			12	1 LAP	1:06.291	1	1:05.060	1:05.895	88	2 LAPS	1:14.390	44	1 LAP	1:11.744
			60	1 LAP	1:07.101				1	1:04.533	1:05.583			
			96	1:07.108	1:06.560									
			1	1:16.953	1:06.292									

**Dunlop Radical Enduro Championship**  
**RACE CLASSIFICATION - RACE 3 - LAP CHART**  
 (contd.)

Lap 21			Lap 22			Lap 23			Lap 24			Lap 25		
No	Behind	Laptime	No	Behind	Laptime	No	Behind	Laptime	No	Behind	Laptime	No	Behind	Laptime
98		1:06.894	90		1:06.817	90		1:07.174	90		1:22.268P	11		1:06.395
90	1.279	1:06.782	44	2 LAPS	1:12.266	44	2 LAPS	1:11.645	88	3 LAPS	1:12.452	12	1 LAP	1:05.729
88	3 LAPS	1:15.235	88	3 LAPS	1:12.944	76	3 LAPS	1:23.534	76	3 LAPS	1:20.793	90	12.682	1:43.598
50	18.097	1:07.424	98	16.509	1:24.605P	88	3 LAPS	1:12.611	11	24.521	1:06.279	96	13.949	1:06.716
11	43.055	1:06.412	50	17.865	1:07.864	11	40.510	1:06.377	12	1 LAP	1:05.836	60	1 LAP	1:06.907
30	1 LAP	1:10.385	11	41.307	1:06.348	50	42.115	1:31.424P	96	38.149	1:06.680	51	16.732	1:06.653
12	1 LAP	1:06.193	12	1 LAP	1:07.167	12	1 LAP	1:06.157	30	1 LAP	1:09.893	30	1 LAP	1:09.529
96	56.225	1:06.891	30	1 LAP	1:10.291	30	1 LAP	1:09.798	60	1 LAP	1:06.779	1	19.185	1:05.489
60	1 LAP	1:08.043	96	54.474	1:06.345	96	53.737	1:06.437	51	40.995	1:05.802	98	26.243	1:07.481
51	59.618	1:07.898	60	1 LAP	1:06.738	60	1 LAP	1:06.699	1	44.612	1:06.068	17	3 LAPS	1:09.188
76	2 LAPS	1:26.349	51	58.145	1:06.623	51	57.461	1:06.490	98	49.678	1:07.339	44	1 LAP	1:09.845
17	3 LAPS	1:10.210	1	1:02.015	1:07.210	1	1:00.812	1:05.971	17	3 LAPS	1:08.949	50	47.583	1:07.518
1	1:02.901	1:05.695	17	3 LAPS	1:09.865	98	1:04.607	1:55.272	44	1 LAP	1:10.309	88	2 LAPS	1:12.253
						17	3 LAPS	1:09.435	50	1:10.981	1:51.134			
						44	1 LAP	1:10.911	88	2 LAPS	1:12.742			
									76	2 LAPS	1:19.664			

**Dunlop Radical Enduro Championship**  
**RACE CLASSIFICATION - RACE 3 - LAP CHART**  
 (contd.)


Lap 26			Lap 27			Lap 28			Lap 29			Lap 30		
No	Behind	Laptime	No	Behind	Laptime	No	Behind	Laptime	No	Behind	Laptime	No	Behind	Laptime
11		1:06.972	11		1:06.182	11		1:06.826	11		1:07.666	11		1:07.020
12	1 LAP	1:05.962	12	1 LAP	1:05.662	12	1 LAP	1:06.249	88	3 LAPS	1:12.898	96	12.450	1:06.743
76	3 LAPS	1:19.873	96	13.903	1:06.478	88	3 LAPS	1:13.589	96	12.727	1:06.482	51	14.987	1:06.318
96	13.607	1:06.630	90	15.415	1:07.720	96	13.911	1:06.834	90	15.541	1:07.463	1	16.340	1:07.542
90	13.877	1:08.167	51	16.835	1:06.817	90	15.744	1:07.155	51	15.689	1:07.412	90	16.780	1:08.259
60	1 LAP	1:06.636	60	1 LAP	1:08.250	51	15.943	1:05.934	1	15.818	1:06.798	60	1 LAP	1:07.022
51	16.200	1:06.440	1	17.875	1:06.215	1	16.686	1:05.637	60	1 LAP	1:07.025	88	3 LAPS	1:15.727
1	17.842	1:05.629	30	1 LAP	1:09.285	60	1 LAP	1:07.034	30	1 LAP	1:09.451	98	29.033	1:08.157
30	1 LAP	1:09.456	76	3 LAPS	1:21.796	30	1 LAP	1:09.543	98	27.896	1:07.101	30	1 LAP	1:10.373
98	26.708	1:07.437	98	27.754	1:07.228	98	28.461	1:07.533	17	3 LAPS	1:10.747	17	3 LAPS	1:09.831
17	3 LAPS	1:09.637	17	3 LAPS	1:09.459	76	3 LAPS	1:17.854	76	3 LAPS	1:18.077	50	52.233	1:08.705
50	48.671	1:08.060	50	50.170	1:07.681	17	3 LAPS	1:09.034	50	50.548	1:07.170	76	3 LAPS	1:19.005
44	1 LAP	1:10.308	44	1 LAP	1:11.075	50	51.044	1:07.700	44	1 LAP	1:10.069	44	1 LAP	1:11.225
88	2 LAPS	1:12.029				44	1 LAP	1:10.020	12	1:05.708	1:06.016	12	1:05.275	1:06.587
						12	1:07.358	1:06.707						

**Dunlop Radical Enduro Championship**  
**RACE CLASSIFICATION - RACE 3 - LAP CHART**  
 (contd.)

Lap 31			Lap 32			Lap 33			Lap 34			Lap 35		
No	Behind	Laptime	No	Behind	Laptime	No	Behind	Laptime	No	Behind	Laptime	No	Behind	Laptime
11		1:06.580												
96	12.534	1:06.664												
1	15.756	1:05.996												
51	16.110	1:07.703												
90	16.895	1:06.695												
60	1 LAP	1:06.871												
88	3 LAPS	1:13.591												
98	29.760	1:07.307												
30	1 LAP	1:09.825												
17	3 LAPS	1:09.991												
50	53.283	1:07.630												
12	1:05.518	1:06.823												
44	1 LAP	1:11.558												
76	3 LAPS	1:19.760												

# Dunlop Radical Enduro Championship

## GRID - RACE 11

ROW 9	69	Edwards/Cook	
ROW 8	68	Quaife/Moseley	20
ROW 7	17	Hepworth/Oddie	76
ROW 6	44	Attard/Attard	88
ROW 5	60	Phillips/Coleman	30
ROW 4	50	Williams	12
ROW 3	90	Redwood/Abbott	98
ROW 2	1	Croydon/Greensall	51
ROW 1	11	Dove	96
<b>POLE</b>			
			

Weather / Track : Sunny / Dry

These results are provisional until the conclusion of any judicial and technical matters.

Castle Combe

Circuit Length = 1.8500 miles.

Start: 13:29 End: 14:05

Clerk Of Course:	Stewards:	Timekeeper:
------------------	-----------	-------------

# Dunlop Radical Enduro Championship

## RACE CLASSIFICATION - RACE 11

POS	NO	CL	NAME	CAR	TIME	LAPS	GAP	MPH	BEST
1	51	SR	Moulton/Stilp	Radical SR3	35:33.267	26		81.17	1:18.310
2	90	SR	Redwood/Abbott	Radical SR3	36:14.166	26	40.899	79.64	1:19.518
3	68	SR	Quaife/Moseley	Radical SR3	36:18.092	26	44.825	79.50	1:17.768
4	96	SR	Barazi/Dudfield	Radical SR3	36:49.142	26	1:15.875	78.38	1:19.125
5	60	SR	Phillips/Coleman	Radical SR3	36:52.346	26	1:19.079	78.27	1:18.509
6	11	P	Dove	Radical Prosport	35:37.402	25	1 LAP	77.89	1:22.038
7	12	P	Green/Barff	Radical Prosport	35:41.213	25	1 LAP	77.76	1:20.979
8	20	P	Aspinall/Kaizer	Radical Prosport	36:22.089	25	1 LAP	76.30	1:22.101
9	50	P	Williams	Radical Prosport	36:53.733	25	1 LAP	75.21	1:23.173
10	30	P	Davey/Eperon	Radical Prosport	36:21.787	24	2 LAPS	73.26	1:24.741
11	44	P	Attard/Attard	Radical Prosport	36:31.951	24	2 LAPS	72.92	1:23.698
12	88	SR	Baxter/Maxted-Page	Radical SR3	36:10.284	23	3 LAPS	70.58	1:25.476
13	17	P	Hepworth/Oddie	Radical Prosport	36:31.593	23	3 LAPS	69.89	1:24.386

### NOT CLASSIFIED

69	SR	Edwards/Cook	Radical SR3	31:53.533	22	D.N.F.	76.57	1:20.681
98	SR	Warren	Radical SR3	26:42.009	20	D.N.F.	83.14	1:18.848
76	SR	Rihon/Marshall	Radical SR3	23:04.592	14	D.N.F.	67.34	1:25.645
1	SR	Croydon/Greensall	Radical SR3		0	D.N.F.	N/A	

### FASTEST LAP

68	SR	Quaife/Moseley	Radical SR3	1:17.768	25	85.63mph	137.82kph
12	P	Green/Barff	Radical Prosport	1:20.979	8	82.24mph	132.35kph

Weather / Track : Cloudy / Raining

These results are provisional until the conclusion of any judicial and technical matters.

Castle Combe

Circuit Length = 1.8500 miles.

Start: 17:43 End: 18:19

Clerk Of Course:	Stewards:	Timekeeper:
------------------	-----------	-------------

## Dunlop Radical Enduro Championship

### RACE CLASSIFICATION - RACE 11 - LAP CHART

Lap 1			Lap 2			Lap 3			Lap 4			Lap 5		
No	Behind	Laptime	No	Behind	Laptime	No	Behind	Laptime	No	Behind	Laptime	No	Behind	Laptime
51		1:20.983	51		1:18.310	51		1:18.918	51		1:19.222	51		1:18.753
96	1.115	1:22.098	96	2.838	1:20.033	90	5.376	1:19.980	90	5.917	1:19.763	90	7.360	1:20.196
90	2.645	1:23.628	90	4.314	1:19.979	98	5.994	1:20.330	98	6.735	1:19.963	98	7.692	1:19.710
98	3.231	1:24.214	98	4.582	1:19.661	60	14.316	1:20.715	60	16.965	1:21.871	60	21.145	1:22.933
11	6.516	1:27.499	11	12.359	1:24.153	96	15.889	1:31.969	96	18.853	1:22.186	96	21.696	1:21.596
12	8.065	1:29.048	60	12.519	1:21.931	11	18.063	1:24.622	11	23.605	1:24.764	11	27.929	1:23.077
60	8.898	1:29.881	12	14.049	1:24.294	12	19.405	1:24.274	12	24.168	1:23.985	12	28.814	1:23.399
50	12.352	1:33.335	50	21.851	1:27.809	50	30.481	1:27.548	17	1 LAP	1:48.808	69	45.452	1:24.103
30	14.314	1:35.297	30	23.904	1:27.900	30	31.261	1:26.275	68	38.922	1:26.325	20	46.542	1:24.730
68	15.902	1:36.885	68	24.541	1:26.949	68	31.819	1:26.196	50	40.006	1:28.747	68	48.737	1:28.568
44	16.671	1:37.654	69	25.019	1:25.509	69	32.000	1:25.899	69	40.102	1:27.324	50	50.869	1:29.616
76	17.050	1:38.033	20	26.554	1:27.460	20	33.706	1:26.070	20	40.565	1:26.081	17	1 LAP	1:44.575
20	17.404	1:38.387	44	29.785	1:31.424	44	38.828	1:27.961	44	47.805	1:28.199	30	55.440	1:25.080
69	17.820	1:38.803	76	42.050	1:43.310	76	50.677	1:27.545	30	49.113	1:37.074	44	57.175	1:28.123
88	29.570	1:50.553	88	44.262	1:33.002	88	57.190	1:31.846	76	57.894	1:26.439	76	1:04.786	1:25.645
17	59.381	2:20.364	17	1:18.168	1:37.097				88	1:10.951	1:32.983			

Weather / Track : Cloudy / Raining

**Dunlop Radical Enduro Championship**  
**RACE CLASSIFICATION - RACE 11 - LAP CHART**  
 (contd.)

Lap 6			Lap 7			Lap 8			Lap 9			Lap 10		
No	Behind	Laptime	No	Behind	Laptime	No	Behind	Laptime	No	Behind	Laptime	No	Behind	Laptime
51		1:19.225	51		1:19.498	51		1:19.453	51		1:20.276	51		1:21.984
88	1 LAP	1:32.659	90	8.693	1:20.402	90	8.854	1:19.614	17	3 LAPS	2:19.431	30	1 LAP	1:31.757
90	7.789	1:19.654	98	9.121	1:20.519	98	9.548	1:19.880	44	1 LAP	1:27.582	90	6.073	1:19.518
98	8.100	1:19.633	88	1 LAP	1:31.333	60	23.365	1:20.120	68	1 LAP	1:42.062P	17	3 LAPS	1:27.935
60	22.281	1:20.361	17	2 LAPS	2:05.322P	88	1 LAP	1:29.638	90	8.539	1:19.961	98	6.982	1:20.069
12	31.647	1:22.058	60	22.698	1:19.915	12	35.264	1:20.979	98	8.897	1:19.625	44	1 LAP	1:29.502
11	31.897	1:23.193	12	33.738	1:21.589	11	38.129	1:22.300	76	1 LAP	1:35.156	76	1 LAP	1:26.566
96	41.585	1:39.114P	11	35.282	1:22.883	96	1 LAP	2:48.171	60	22.649	1:19.560	60	19.550	1:18.885
69	48.014	1:21.787	69	50.066	1:21.550	69	51.789	1:21.176	88	1 LAP	1:29.258	12	37.818	1:22.242
20	50.078	1:22.761	20	52.914	1:22.334	20	55.699	1:22.238	12	37.560	1:22.572	68	1 LAP	1:56.340
68	56.421	1:26.909	68	1:03.248	1:26.325	50	1:13.096	1:26.389	11	40.337	1:22.484	11	43.587	1:25.234
50	59.002	1:27.358	50	1:06.160	1:26.656	30	1:14.629	1:27.407	96	1 LAP	1:19.937	88	1 LAP	1:32.207
30	1:00.956	1:24.741	30	1:06.675	1:25.217				69	52.516	1:21.003	96	1 LAP	1:19.355
44	1:07.713	1:29.763	44	1:15.190	1:26.975				20	57.524	1:22.101	69	51.438	1:20.906
76	1:11.998	1:26.437	76	1:18.839	1:26.339				50	1:18.532	1:25.712	20	57.928	1:22.388

**Dunlop Radical Enduro Championship**  
**RACE CLASSIFICATION - RACE 11 - LAP CHART**  
 (contd.)

Lap 11			Lap 12			Lap 13			Lap 14			Lap 15		
No	Behind	Laptime	No	Behind	Laptime	No	Behind	Laptime	No	Behind	Laptime	No	Behind	Laptime
51		1:20.061	51		1:19.211	51		1:20.142	51		1:19.858	51		1:20.363
50	1 LAP	1:25.699	50	1 LAP	1:24.322	20	1 LAP	1:40.941P	98	6.295	1:18.848	98	5.440	1:19.508
98	6.814	1:19.893	98	7.469	1:19.866	30	2 LAPS	2:16.701	90	10.220	1:20.786	90	9.548	1:19.691
90	7.024	1:21.012	90	8.494	1:20.681	98	7.305	1:19.978	30	2 LAPS	1:29.478	60	15.234	1:18.943
17	3 LAPS	1:26.704	60	18.502	1:18.959	90	9.292	1:20.940	60	16.654	1:19.430	88	2 LAPS	1:44.795P
44	1 LAP	1:27.743	76	1 LAP	1:26.505	50	1 LAP	1:26.184	50	1 LAP	1:26.302	30	2 LAPS	1:28.109
60	18.754	1:19.265	17	3 LAPS	1:41.395	60	17.082	1:18.722	44	2 LAPS	2:20.545	50	1 LAP	1:25.122
76	1 LAP	1:26.568	68	1 LAP	1:18.580	68	1 LAP	1:18.484	68	1 LAP	1:18.900	68	1 LAP	1:19.045
30	1 LAP	1:43.315P	12	42.081	1:21.899	17	3 LAPS	1:27.427	12	46.629	1:23.226	44	2 LAPS	1:29.287
68	1 LAP	1:18.904	44	1 LAP	1:48.933P	12	43.261	1:21.322	20	1 LAP	2:06.677	12	48.156	1:21.890
12	39.393	1:21.636	11	49.278	1:22.561	96	1 LAP	1:19.262	17	3 LAPS	1:26.192	96	1 LAP	1:20.905
11	45.928	1:22.402	96	1 LAP	1:21.159	11	52.826	1:23.690	96	1 LAP	1:20.625	69	1 LAP	2:19.546
96	1 LAP	1:19.821	69	54.655	1:20.681	76	1 LAP	1:47.768P	11	55.357	1:22.389	20	1 LAP	1:26.750
69	53.185	1:21.808	88	1 LAP	1:29.630	69	1:14.817	1:40.304P				17	3 LAPS	1:26.683
88	1 LAP	1:30.399				88	1 LAP	1:28.588				11	57.391	1:22.397
20	59.978	1:22.111												

**Dunlop Radical Enduro Championship**  
**RACE CLASSIFICATION - RACE 11 - LAP CHART**  
 (contd.)

Lap 16			Lap 17			Lap 18			Lap 19			Lap 20		
No	Behind	Laptime	No	Behind	Laptime	No	Behind	Laptime	No	Behind	Laptime	No	Behind	Laptime
51		1:20.595	98		1:19.558	98		1:19.842	98		1:19.838	98		1:19.964
98	5.955	1:21.110	90	4.639	1:20.546	90	5.003	1:20.206	90	5.502	1:20.337	90	22.185	1:36.647P
90	9.606	1:20.653	88	3 LAPS	2:32.544	60	6.542	1:19.164	60	20.888	1:34.184P	68	1 LAP	1:18.429
76	3 LAPS	3:11.842	60	7.220	1:19.585	88	3 LAPS	1:33.821	68	1 LAP	1:19.506	88	3 LAPS	1:28.221
60	13.148	1:18.509	51	12.582	1:38.095P	68	1 LAP	1:19.150	88	3 LAPS	1:31.925	96	1 LAP	1:20.375
30	2 LAPS	1:27.660	76	3 LAPS	1:36.439	50	1 LAP	1:26.448	50	1 LAP	1:24.857	51	49.286	1:22.018
50	1 LAP	1:25.792	68	1 LAP	1:19.794	30	2 LAPS	1:29.323	30	2 LAPS	1:25.900	12	53.286	1:22.336
68	1 LAP	1:18.790	30	2 LAPS	1:26.371	51	45.843	1:53.103	51	47.232	1:21.227	30	2 LAPS	1:31.956
44	2 LAPS	1:27.021	50	1 LAP	1:26.413	96	1 LAP	1:21.047	96	1 LAP	1:20.680	69	1 LAP	1:22.499
12	48.978	1:21.417	12	45.194	1:21.729	12	48.775	1:23.423	12	50.914	1:21.977	11	1:07.159	1:23.480
96	1 LAP	1:20.179	96	1 LAP	1:21.461	44	2 LAPS	1:27.534	69	1 LAP	1:23.944	50	1 LAP	1:46.991P
69	1 LAP	1:23.978	44	2 LAPS	1:30.226	69	1 LAP	1:22.370	11	1:03.643	1:22.738	20	1 LAP	1:27.472
20	1 LAP	1:25.363	69	1 LAP	1:23.095	11	1:00.743	1:22.080	44	2 LAPS	1:30.136	44	2 LAPS	1:31.632
11	1:00.780	1:23.984	11	58.505	1:23.238	20	1 LAP	1:23.772	20	1 LAP	1:24.115	60	1:19.040	2:18.116
17	3 LAPS	1:27.287	20	1 LAP	1:25.110	17	3 LAPS	1:25.596	17	3 LAPS	1:25.481	17	3 LAPS	1:25.238
			17	3 LAPS	1:26.261							68	1:43.218	1:19.086
												96	2:08.963	1:20.999

**Dunlop Radical Enduro Championship**  
**RACE CLASSIFICATION - RACE 11 - LAP CHART**  
 (contd.)

Lap 21			Lap 22			Lap 23			Lap 24			Lap 25		
No	Behind	Laptime	No	Behind	Laptime	No	Behind	Laptime	No	Behind	Laptime	No	Behind	Laptime
51		1:20.748	51		1:19.901	51		1:19.761	51		1:20.461	51		1:20.470
88	3 LAPS	1:32.430	88	3 LAPS	1:30.110	88	3 LAPS	1:26.394	11	1 LAP	1:59.865	11	1 LAP	1:22.676
12	4.633	1:21.381	69	1 LAP	1:21.771	69	1 LAP	1:22.644	88	3 LAPS	1:26.309	88	3 LAPS	1:26.163
30	2 LAPS	1:27.508	30	2 LAPS	1:25.613	30	2 LAPS	1:25.930	90	31.450	1:24.685	90	35.498	1:24.518
69	1 LAP	1:22.833	90	22.705	1:23.479	90	27.226	1:24.282	30	2 LAPS	1:29.770	30	2 LAPS	1:26.586
90	19.127	2:06.976	12	24.260	1:39.528P	20	1 LAP	1:23.518	20	1 LAP	1:23.249	20	1 LAP	1:22.338
11	20.666	1:23.541	20	1 LAP	1:23.726	17	3 LAPS	1:24.498	68	49.292	1:20.850	68	46.590	1:17.768
20	1 LAP	1:25.544	44	2 LAPS	1:24.859	44	2 LAPS	1:27.043	17	3 LAPS	1:25.460	17	3 LAPS	1:24.894
44	2 LAPS	1:26.309	17	3 LAPS	1:24.386	68	48.903	1:17.773	44	2 LAPS	1:25.290	44	2 LAPS	1:23.698
17	3 LAPS	1:25.709	11	40.879	1:40.114P	60	59.323	1:29.615	60	1:07.221	1:28.359	60	1:13.406	1:26.655
60	40.783	1:31.777	60	49.469	1:28.587	12	1:10.417	2:05.918	50	1 LAP	1:23.647	50	1 LAP	1:23.410
68	51.920	1:18.736	68	50.891	1:18.872	50	1 LAP	1:23.429	96	1:17.267	1:20.506	96	1:16.824	1:20.027
50	1 LAP	2:04.413	50	1 LAP	1:23.173	96	1:17.222	1:19.648	12	1:20.095	1:30.139			
96	1:18.054	1:19.125	96	1:17.335	1:19.182									

**Dunlop Radical Enduro Championship**  
**RACE CLASSIFICATION - RACE 11 - LAP CHART**  
 (contd.)

Lap 26			Lap 27			Lap 28			Lap 29			Lap 30		
No	Behind	Laptime	No	Behind	Laptime	No	Behind	Laptime	No	Behind	Laptime	No	Behind	Laptime
51		1:20.631												
11	1 LAP	1:22.038												
12	1 LAP	1:28.952												
88	3 LAPS	1:25.476												
90	40.899	1:26.032												
68	44.825	1:18.866												
30	2 LAPS	1:26.819												
20	1 LAP	1:26.853												
17	3 LAPS	1:24.850												
44	2 LAPS	1:24.512												
96	1:15.875	1:19.682												
60	1:19.079	1:26.304												
50	1 LAP	1:24.361												

# Mini Miglia Championship

## QUALIFYING - RACE 4

POS	NO	CL	NAME	NAT	CAR	TIME	LAPS	GAP	MPH
1	2		Kelly ROGERS		Mini Miglia	1:18.284	12		85.07
2	3		Bill SOLLIS		Mini Miglia	1:18.504	12	0.220	84.83
3	1		Peter BALDWIN		Mini Miglia	1:18.519	11	0.235	84.82
4	0		Tim SIMS		Mini Miglia	1:19.114	9	0.830	84.18
5	23		Andrew HACK		Mini Miglia	1:19.558	12	1.274	83.71
6	14		Michael JACKSON		Mini Miglia	1:19.690	12	1.406	83.57
7	50		Richard WAGER		Mini Miglia	1:19.713	10	1.429	83.55
8	26		Mark CHANDLER		Mini Miglia	1:19.762	11	1.478	83.49
9	83		Colin PEACOCK		Mini Miglia	1:20.090	12	1.806	83.15
10	22		Mark SIMS		Mini Miglia	1:20.329	12	2.045	82.90
11	69		Tony LEMAY		Mini Miglia	1:20.635	12	2.351	82.59
12	49		Martin WAGER		Mini Miglia	1:20.769	11	2.485	82.45
13	8		Sarah MUNNS		Mini Miglia	1:21.307	12	3.023	81.91
14	32		Ralph SAUNDERS		Mini Miglia	1:22.276	10	3.992	80.94
15	24		Malc STAPLETON		Mini Miglia	1:22.430	12	4.146	80.79
16	18		Paul SIMMONDS		Mini Miglia	1:22.706	10	4.422	80.52
17	9		Robert HUMPHREYS		Mini Miglia	1:22.929	11	4.645	80.31
18	13		Phil HARVEY		Mini Miglia	1:23.389	11	5.105	79.86
19	29		Denise MANDERSCHIED		Mini Miglia	1:26.028	11	7.744	77.41
20	27		Scott BENNETT		Mini Miglia	1:26.364	10	8.080	77.11
21	40		Phil RUDGE		Mini Miglia	1:26.397	9	8.113	77.08
22	34		Lee JONES		Mini Miglia	1:47.441	4	29.157	61.98

Weather / Track : Cloudy / Drying

These results are provisional until the conclusion of any judicial and technical matters.

Castle Combe

Circuit Length = 1.8500 miles.

Start: 09:53 End: 10:08

Clerk Of Course:	Stewards:	Timekeeper:
------------------	-----------	-------------

# Mini Miglia Championship

## QUALIFYING - LAP ANALYSIS

<b>0</b>	<b>Tim SIMS</b>	Mini Miglia		
	1 - 6:16.317	6 - 1:19.850		
	2 - 1:28.903	7 - 1:19.393		
	3 - 1:20.277	8 - <b>1:19.114</b>		
	4 - 1:19.545	9 - 1:19.414		
	5 - 1:19.818			
<b>1</b>	<b>Peter BALDWIN</b>	Mini Miglia		
	1 - 5:56.373	6 - 1:18.596	11 - 1:18.986	
	2 - 1:39.705	7 - 1:18.962		
	3 - 1:19.248	8 - 1:25.386		
	4 - 1:18.657	9 - 1:20.602		
	5 - <b>1:18.519</b>	10 - 1:19.483		
<b>2</b>	<b>Kelly ROGERS</b>	Mini Miglia		
	1 - 6:37.588	6 - 1:19.039	11 - 1:24.399	
	2 - 1:42.448	7 - 1:19.008	12 - <b>1:18.284</b>	
	3 - 1:20.744	8 - 1:29.287		
	4 - 1:21.256	9 - 1:19.331		
	5 - 1:19.629	10 - 1:18.497		
<b>3</b>	<b>Bill SOLLIS</b>	Mini Miglia		
	1 - 6:35.821	6 - 1:19.016	11 - 1:18.608	
	2 - 1:42.553	7 - 1:18.666	12 - 1:23.955	
	3 - 1:21.847	8 - <b>1:18.504</b>		
	4 - 1:19.455	9 - 1:18.969		
	5 - 1:22.682	10 - 1:23.933		
<b>8</b>	<b>Sarah MUNNS</b>	Mini Miglia		
	1 - 5:48.691	6 - 1:21.817	11 - <b>1:21.307</b>	
	2 - 1:35.149	7 - 1:21.996	12 - 1:23.468	
	3 - 1:24.474	8 - 1:21.477		
	4 - 1:22.979	9 - 1:30.297		
	5 - 1:21.742	10 - 1:22.067		
<b>9</b>	<b>Robert HUMPHREYS</b>	Mini Miglia		
	1 - 6:27.584	6 - 1:23.568	11 - 1:41.111	
	2 - 1:43.093	7 - 1:24.011		
	3 - 1:32.232	8 - 1:24.658		
	4 - 1:25.945	9 - <b>1:22.929</b>		
	5 - 1:24.522	10 - 1:29.277		
<b>13</b>	<b>Phil HARVEY</b>	Mini Miglia		
	1 - 6:25.484	6 - <b>1:23.389</b>	11 - 1:24.974	
	2 - 1:41.399	7 - 1:24.097		
	3 - 1:26.316	8 - 1:25.104		
	4 - 1:23.687	9 - 1:24.259		
	5 - 1:26.268	10 - 1:23.856		

# Mini Miglia Championship

## QUALIFYING - LAP ANALYSIS

(contd.)

<b>14</b>	<b>Michael JACKSON</b>	Mini Miglia
1 - 5:59.463	6 - 1:20.094	11 - 1:23.038
2 - 1:40.363	7 - 1:20.046	12 - 1:27.732
3 - 1:26.310	8 - <b>1:19.690</b>	
4 - 1:22.772	9 - 1:33.037	
5 - 1:20.936	10 - 1:23.310	
<b>18</b>	<b>Paul SIMMONDS</b>	Mini Miglia
1 - 6:01.327	6 - 1:23.797	
2 - 1:41.262	7 - 1:23.886	
3 - 1:29.616	8 - 1:24.947	
4 - 1:48.055P	9 - 1:40.017	
5 - 2:20.776	10 - <b>1:22.706</b>	
<b>22</b>	<b>Mark SIMS</b>	Mini Miglia
1 - 5:46.623	6 - 1:24.775	11 - <b>1:20.329</b>
2 - 1:35.463	7 - 1:20.520	12 - 1:34.377
3 - 1:23.078	8 - 1:20.863	
4 - 1:21.656	9 - 1:21.038	
5 - 1:21.568	10 - 1:20.793	
<b>23</b>	<b>Andrew HACK</b>	Mini Miglia
1 - 5:56.880	6 - 1:19.856	11 - 1:20.029
2 - 1:40.478	7 - 1:21.039	12 - 1:31.971
3 - 1:20.438	8 - 1:20.087	
4 - 1:19.970	9 - 1:19.785	
5 - 1:20.216	10 - <b>1:19.558</b>	
<b>24</b>	<b>Malc STAPLETON</b>	Mini Miglia
1 - 6:04.536	6 - 1:24.507	11 - 1:25.955
2 - 1:45.008	7 - 1:24.271	12 - <b>1:22.430</b>
3 - 1:28.061	8 - 1:24.394	
4 - 1:24.215	9 - 1:22.997	
5 - 1:23.405	10 - 1:23.255	
<b>26</b>	<b>Mark CHANDLER</b>	Mini Miglia
1 - 5:53.566	6 - 1:35.350	11 - 2:04.796P
2 - 1:40.626	7 - 1:37.215	
3 - 1:22.178	8 - 1:22.779	
4 - 1:20.602	9 - 1:26.442	
5 - <b>1:19.762</b>	10 - 1:22.821	
<b>27</b>	<b>Scott BENNETT</b>	Mini Miglia
1 - 6:26.722	6 - 1:31.489	
2 - 1:49.626	7 - 1:27.771	
3 - 1:32.920	8 - <b>1:26.364</b>	
4 - 1:29.832	9 - 1:44.344P	
5 - 1:29.024	10 - 2:49.792	

# Mini Miglia Championship

## QUALIFYING - LAP ANALYSIS

(contd.)

<b>29</b>	<b>Denise MANDERSCHIED</b>	Mini Miglia
1 - 6:20.772	6 - 1:26.030	11 - 1:34.947
2 - 1:39.777	7 - 1:26.086	
3 - 1:29.087	8 - <b>1:26.028</b>	
4 - 1:27.907	9 - 1:27.013	
5 - 1:27.015	10 - 1:26.967	
<b>32</b>	<b>Ralph SAUNDERS</b>	Mini Miglia
1 - 5:47.007	6 - 1:36.926P	
2 - 1:35.486	7 - 3:22.463	
3 - 1:23.482	8 - 1:22.481	
4 - 1:22.322	9 - 1:22.704	
5 - 1:23.555	10 - <b>1:22.276</b>	
<b>34</b>	<b>Lee JONES</b>	Mini Miglia
1 - 5:50.882		
2 - 2:38.304		
3 - 1:50.566		
4 - <b>1:47.441</b>		
<b>40</b>	<b>Phil RUDGE</b>	Mini Miglia
1 - 6:18.357	6 - 1:26.796	
2 - 1:41.782	7 - <b>1:26.397</b>	
3 - 1:32.755	8 - 1:27.323	
4 - 1:31.104	9 - 1:27.080	
5 - 1:30.021		
<b>49</b>	<b>Martin WAGER</b>	Mini Miglia
1 - 6:15.482	6 - 1:21.039	11 - 1:20.810
2 - 1:36.464	7 - 1:21.517	
3 - 1:24.938	8 - 1:50.001P	
4 - 1:22.775	9 - 2:08.870	
5 - 1:21.179	10 - <b>1:20.769</b>	
<b>50</b>	<b>Richard WAGER</b>	Mini Miglia
1 - 6:12.477	6 - <b>1:19.713</b>	
2 - 1:30.600	7 - 1:20.273	
3 - 1:21.453	8 - 1:23.629	
4 - 1:21.183	9 - 1:30.139	
5 - 1:20.001	10 - 1:24.452	
<b>69</b>	<b>Tony LEMAY</b>	Mini Miglia
1 - 5:52.454	6 - 1:21.300	11 - 1:21.204
2 - 1:37.711	7 - 1:21.700	12 - 1:29.787
3 - 1:24.318	8 - 1:22.269	
4 - 1:21.900	9 - <b>1:20.635</b>	
5 - 1:22.024	10 - 1:20.801	


# Mini Miglia Championship QUALIFYING - LAP ANALYSIS

(contd.)

<b>83</b>	<b>Colin PEACOCK</b>	<b>Mini Miglia</b>		
1 - 6:21.154	6 - 1:20.936	11 - <b>1:20.090</b>		
2 - 1:32.620	7 - 1:20.758	12 - 1:24.780		
3 - 1:23.384	8 - 1:20.582			
4 - 1:22.118	9 - 1:36.376			
5 - 1:21.190	10 - 1:20.594			

# Mini Miglia Championship

## GRID - RACE 4

ROW 9	40 RUDGE	34 JONES	
ROW 8	29 MANDERSCHIED	27 BENNETT	
ROW 7	18 SIMMONDS	9 HUMPHREYS	13 HARVEY
ROW 6	32 SAUNDERS	24 STAPLETON	
ROW 5	69 LEMAY	49 WAGER	8 MUNNS
ROW 4	83 PEACOCK	22 SIMS	
ROW 3	14 JACKSON	50 WAGER	26 CHANDLER
ROW 2	0 SIMS	23 HACK	
ROW 1	2 ROGERS	3 SOLLIS	1 BALDWIN
POLE			
			

Weather / Track : Cloudy / Drying  
 These results are provisional until the conclusion of any judicial and technical matters.

Castle Combe  
 Circuit Length = 1.8500 miles.  
 Start: 09:53 End: 10:08

Clerk Of Course:	Stewards:	Timekeeper:
------------------	-----------	-------------

# Mini Miglia Championship

## RACE CLASSIFICATION - RACE 4

POS	NO	CL	NAME	NAT	CAR	TIME	LAPS	GAP	MPH	BEST
1	1		Peter BALDWIN		Mini Miglia	13:20.151	10		83.23	1:18.631
2	23		Andrew HACK		Mini Miglia	13:22.768	10	2.617	82.96	1:18.614
3	3		Bill SOLLIS		Mini Miglia	13:30.258	10	10.107	82.19	1:18.562
4	83		Colin PEACOCK		Mini Miglia	13:32.169	10	12.018	82.00	1:19.415
5	26		Mark CHANDLER		Mini Miglia	13:34.140	10	13.989	81.80	1:19.156
6	8		Sarah MUNNS		Mini Miglia	13:35.434	10	15.283	81.67	1:19.869
7	22		Mark SIMS		Mini Miglia	13:36.154	10	16.003	81.60	1:19.640
8	69		Tony LEMAY		Mini Miglia	13:36.653	10	16.502	81.55	1:19.781
9	49		Martin WAGER		Mini Miglia	13:38.644	10	18.493	81.35	1:19.567
10	32		Ralph SAUNDERS		Mini Miglia	13:46.829	10	26.678	80.54	1:20.682
11	9		Robert HUMPHREYS		Mini Miglia	13:51.388	10	31.237	80.10	1:21.641
12	13		Phil HARVEY		Mini Miglia	13:56.660	10	36.509	79.60	1:22.185
13	24		Malc STAPLETON		Mini Miglia	13:57.929	10	37.778	79.48	1:21.684
14	18		Paul SIMMONDS		Mini Miglia	14:11.856	10	51.705	78.18	1:23.569
15	29		Denise MANDERSCHIED		Mini Miglia	14:26.002	10	1:05.851	76.90	1:23.676
16	40		Phil RUDGE		Mini Miglia	14:36.252	10	1:16.101	76.00	1:24.424
17	27		Scott BENNETT		Mini Miglia	14:38.486	10	1:18.335	75.81	1:26.077

### NOT CLASSIFIED

50			Richard WAGER		Mini Miglia	8:20.219	6	D.N.F.	79.88	1:20.286
2			Kelly ROGERS		Mini Miglia	6:42.808	5	D.N.F.	82.67	1:18.728
14			Michael JACKSON		Mini Miglia	4:08.595	3	D.N.F.	80.37	1:20.014
34			Lee JONES		Mini Miglia	2:11.489	1	D.N.F.	50.65	

### FASTEST LAP

3			Bill SOLLIS		Mini Miglia	1:18.562	6	84.77mph	136.43kph	
---	--	--	-------------	--	-------------	----------	---	----------	-----------	--

Weather / Track : Sunny / Dry

These results are provisional until the conclusion of any judicial and technical matters.

Castle Combe

Circuit Length = 1.8500 miles.

Start: 14:18 End: 14:31

Clerk Of Course:	Stewards:	Timekeeper:
------------------	-----------	-------------

# Mini Miglia Championship

## RACE CLASSIFICATION - RACE 4 - LAP CHART

Lap 1			Lap 2			Lap 3			Lap 4			Lap 5		
No	Behind	Laptime	No	Behind	Laptime	No	Behind	Laptime	No	Behind	Laptime	No	Behind	Laptime
2		1:26.435	1		1:19.123	1		1:18.858	1		1:19.081	2		1:18.728
1	0.361	1:26.796	2	0.293	1:19.777	2	0.348	1:18.913	2	0.222	1:18.955	1	0.285	1:19.235
23	0.655	1:27.090	23	0.617	1:19.446	23	0.562	1:18.803	23	0.634	1:19.153	23	0.837	1:19.153
3	1.402	1:27.837	3	1.044	1:19.126	3	0.956	1:18.770	3	1.067	1:19.192	3	1.082	1:18.965
14	2.062	1:28.497	14	2.592	1:20.014	49	3.504	1:19.567	26	4.967	1:19.914	49	7.508	1:21.079
49	2.174	1:28.609	49	2.795	1:20.105	14	3.818	1:20.084	49	5.379	1:20.956	83	7.762	1:20.966
8	2.744	1:29.179	26	3.836	1:20.157	26	4.134	1:19.156	83	5.746	1:20.086	26	7.907	1:21.890
26	3.163	1:29.598	8	3.985	1:20.725	83	4.741	1:19.415	8	6.697	1:19.869	8	8.161	1:20.414
83	3.673	1:30.108	83	4.184	1:19.995	8	5.909	1:20.782	22	7.690	1:20.293	22	9.130	1:20.390
50	4.482	1:30.917	50	5.284	1:20.286	22	6.478	1:19.640	50	9.470	1:20.889	69	11.105	1:20.242
32	4.830	1:31.265	22	5.696	1:20.129	69	7.641	1:19.861	69	9.813	1:21.253	32	12.017	1:20.799
22	5.051	1:31.486	32	6.353	1:21.007	50	7.662	1:21.236	32	10.168	1:21.072	50	15.845	1:25.325
9	5.650	1:32.085	69	6.638	1:20.174	32	8.177	1:20.682	9	13.380	1:21.641	9	16.248	1:21.818
69	5.948	1:32.383	9	7.828	1:21.662	9	10.820	1:21.850	13	16.714	1:22.678	13	20.640	1:22.876
13	6.912	1:33.347	13	9.613	1:22.185	13	13.117	1:22.362	24	16.994	1:22.712	24	20.898	1:22.854
24	7.891	1:34.326	24	10.537	1:22.130	24	13.363	1:21.684	18	23.087	1:24.060	18	28.215	1:24.078
18	9.081	1:35.516	18	13.166	1:23.569	18	18.108	1:23.800	29	26.410	1:25.589	29	33.251	1:25.791
29	10.054	1:36.489	29	14.246	1:23.676	29	19.902	1:24.514	27	32.840	1:26.549	27	40.907	1:27.017
27	10.962	1:37.397	27	17.630	1:26.152	27	25.372	1:26.600	40	33.129	1:26.628	40	42.847	1:28.668
40	11.231	1:37.666	40	20.016	1:28.269	40	25.582	1:24.424						
34	45.054	2:11.489P												

**Mini Miglia Championship**  
**RACE CLASSIFICATION - RACE 4 - LAP CHART**  
 (contd.)

Lap 6			Lap 7			Lap 8			Lap 9			Lap 10		
No	Behind	Laptime	No	Behind	Laptime	No	Behind	Laptime	No	Behind	Laptime	No	Behind	Laptime
1		1:19.185	1		1:18.631	1		1:19.226	1		1:20.094	1		1:19.922
3	0.174	1:18.562	3	0.342	1:18.799	23	0.243	1:18.882	23	1.558	1:21.409	23	2.617	1:20.981
23	0.604	1:19.237	23	0.587	1:18.614	3	0.864	1:19.748	3	1.946	1:21.176	3	10.107	1:28.083
83	8.253	1:19.961	83	9.989	1:20.367	83	11.189	1:20.426	83	11.623	1:20.528	83	12.018	1:20.317
49	9.442	1:21.404	26	10.469	1:19.486	26	12.847	1:21.604	49	13.363	1:20.226	26	13.989	1:20.472
26	9.614	1:21.177	49	10.929	1:20.118	49	13.231	1:21.528	26	13.439	1:20.686	8	15.283	1:21.289
8	9.987	1:21.296	8	11.460	1:20.104	8	13.437	1:21.203	8	13.916	1:20.573	22	16.003	1:21.191
22	10.593	1:20.933	22	12.355	1:20.393	22	14.336	1:21.207	22	14.734	1:20.492	69	16.502	1:21.400
69	12.008	1:20.373	69	13.158	1:19.781	69	14.644	1:20.712	69	15.024	1:20.474	49	18.493	1:25.052
32	13.909	1:21.362	32	17.658	1:22.380	32	21.386	1:22.954	32	23.702	1:22.410	32	26.678	1:22.898
50	17.941	1:21.566	9	23.277	1:22.626	9	26.852	1:22.801	9	29.169	1:22.411	9	31.237	1:21.990
9	19.282	1:22.504	13	28.352	1:23.164	13	31.345	1:22.219	13	33.695	1:22.444	13	36.509	1:22.736
13	23.819	1:22.649	24	28.622	1:23.189	24	31.525	1:22.129	24	33.930	1:22.499	24	37.778	1:23.770
24	24.064	1:22.636	18	37.742	1:23.918	18	42.771	1:24.255	18	47.150	1:24.473	18	51.705	1:24.477
18	32.455	1:23.710	29	48.327	1:26.743	29	54.890	1:25.789	29	1:00.150	1:25.354	29	1:05.851	1:25.623
29	40.215	1:26.434	40	57.050	1:27.327	40	1:03.782	1:25.958	40	1:09.382	1:25.694	40	1:16.101	1:26.641
40	48.354	1:24.977	27	58.618	1:28.413	27	1:05.989	1:26.597	27	1:11.972	1:26.077	27	1:18.335	1:26.285
27	48.836	1:27.399												

## Castle Combe Special GT Championship QUALIFYING - RACE 5

POS	NO	CL	NAME	NAT	CAR	TIME	LAPS	GAP	MPH
1	24	A	Michael VERGERS		Radical SR3 Turbo	1:03.217	8		105.35
2	86	C	Louis DAVIDSON		Radical Prosport	1:07.506	14	4.289	98.65
3	33	B	Doug SETTERS		Jade Trackstar	1:07.966	9	4.749	97.99
4	36	B	Christopher LAKE		Nemesis Vauxhall RME 97	1:08.689	10	5.472	96.95
5	8	A	David KRAYEM		Stealth B6 GT	1:09.400	13	6.183	95.96
6	66	C	Chris SETTERS		Radical Clubsport	1:10.736	12	7.519	94.15
7	76	C	Norman LACKFORD		Saxon SRC	1:11.983	11	8.766	92.52
8	3	A	Derek GORE		LM 3000 Prosport	1:12.279	11	9.062	92.14
9	40	B	David SMITH		Mallock Mk34	1:12.690	12	9.473	91.62
10	88	C	Chaz RYLES		Fisher Fury	1:14.592	9	11.375	89.28
11	41	B	Jeremy IRWIN		Rawlson GT	1:14.679	12	11.462	89.18
12	7	A	Dave GREEN		Daren Mk6	1:15.250	11	12.033	88.50
13	80	C	Giles ADAMS		Global GT	1:17.963	8	14.746	85.42
14	69	B	Tudor ALEXANDER		Ginetta G20	1:25.910	10	22.693	77.52
15	78	C	Shane MARSHALL		Mallock Mk28	1:27.295	4	24.078	76.29
16	79	A	Sebastian COMERY		Ford Focus RS	1:27.829	6	24.612	75.82
17	29	C	Lloyd EDWARDS		Peugeot 205 Gti	1:35.596	10	32.379	69.66

Weather / Track : Sunny / Dry  
 These results are provisional until the conclusion of any judicial and technical matters.

Castle Combe  
 Circuit Length = 1.8500 miles.  
 Start: 10:16 End: 10:31

Clerk Of Course:	Stewards:	Timekeeper:
------------------	-----------	-------------

## Castle Combe Special GT Championship QUALIFYING - LAP ANALYSIS

<b>3</b>	<b>Derek GORE</b>	LM 3000 Prosport
1 -	6:31.754	6 - 1:18.508 11 - 1:12.553
2 -	1:30.428	7 - 1:55.012P
3 -	1:19.715	8 - 2:06.616
4 -	1:15.002	9 - 1:17.242
5 -	1:13.451	10 - <b>1:12.279</b>
<b>7</b>	<b>Dave GREEN</b>	Daren Mk6
1 -	6:48.105	6 - 1:16.216 11 - 1:40.915P
2 -	1:36.933	7 - <b>1:15.250</b>
3 -	1:21.953	8 - 1:17.094
4 -	1:23.497	9 - 1:16.003
5 -	1:16.607	10 - 1:16.083
<b>8</b>	<b>David KRAYEM</b>	Stealth B6 GT
1 -	6:38.700	6 - 1:12.184 11 - 1:10.735
2 -	1:34.624	7 - 1:09.919 12 - 1:18.068
3 -	1:19.048	8 - 1:09.775 13 - <b>1:09.400</b>
4 -	1:12.432	9 - 1:09.989
5 -	1:12.179	10 - 1:09.568
<b>24</b>	<b>Michael VERGERS</b>	Radical SR3 Turbo
1 -	6:19.220	6 - <b>1:03.217</b>
2 -	1:26.010	7 - 1:03.921
3 -	1:05.350	8 - 1:46.776P
4 -	1:05.793	
5 -	1:05.901	
<b>29</b>	<b>Lloyd EDWARDS</b>	Peugeot 205 Gti
1 -	6:58.457	6 - 1:40.194
2 -	1:44.787	7 - <b>1:35.596</b>
3 -	1:40.075	8 - 1:36.177
4 -	1:38.874	9 - 1:37.212
5 -	1:36.499	10 - 1:37.890
<b>33</b>	<b>Doug SETTERS</b>	Jade Trackstar
1 -	6:26.651	6 - 3:17.018
2 -	1:26.566	7 - 1:08.842
3 -	1:11.787	8 - <b>1:07.966</b>
4 -	1:10.740	9 - 1:38.694P
5 -	1:37.888P	
<b>36</b>	<b>Christopher LAKE</b>	Nemesis Vauxhall RME 97
1 -	6:35.911	6 - 1:09.311
2 -	1:23.936	7 - <b>1:08.689</b>
3 -	1:12.617	8 - 1:09.095
4 -	1:10.765	9 - 1:10.310
5 -	1:09.127	10 - 1:08.714

# Castle Combe Special GT Championship

## QUALIFYING - LAP ANALYSIS

(contd.)

<b>40</b>	<b>David SMITH</b>	Mallock Mk34
1 -	6:41.097	6 - 1:14.366 11 - 1:14.594
2 -	1:39.601	7 - 1:13.587 12 - <b>1:12.690</b>
3 -	1:24.970	8 - 1:17.375
4 -	1:22.207	9 - 1:14.188
5 -	1:17.833	10 - 1:16.871
<b>41</b>	<b>Jeremy IRWIN</b>	Rawlson GT
1 -	6:42.989	6 - 1:18.084 11 - 1:14.795
2 -	1:38.397	7 - 1:17.783 12 - <b>1:14.679</b>
3 -	1:25.056	8 - 1:15.830
4 -	1:22.143	9 - 1:15.915
5 -	1:18.272	10 - 1:15.351
<b>66</b>	<b>Chris SETTERS</b>	Radical Clubsport
1 -	6:27.875	6 - 1:12.296 11 - 1:11.833
2 -	1:26.715	7 - 1:28.123P 12 - 1:11.343
3 -	1:12.248	8 - 2:16.634
4 -	1:11.612	9 - <b>1:10.736</b>
5 -	1:12.079	10 - 1:10.996
<b>69</b>	<b>Tudor ALEXANDER</b>	Ginetta G20
1 -	7:02.750	6 - 1:29.737
2 -	1:45.015	7 - <b>1:25.910</b>
3 -	1:43.766	8 - 1:26.523
4 -	1:30.843	9 - 1:33.569
5 -	1:29.318	10 - 1:27.152
<b>76</b>	<b>Norman LACKFORD</b>	Saxon SRC
1 -	6:51.949	6 - 1:25.146 11 - <b>1:11.983</b>
2 -	1:36.493	7 - 1:14.889
3 -	1:18.835	8 - 1:13.503
4 -	1:17.507	9 - 1:13.009
5 -	1:14.474	10 - 1:13.461
<b>78</b>	<b>Shane MARSHALL</b>	Mallock Mk28
1 -	7:18.620	
2 -	1:32.226	
3 -	1:30.540	
4 -	<b>1:27.295</b>	
<b>79</b>	<b>Sebastian COMERY</b>	Ford Focus RS
1 -	6:57.176	6 - <b>1:27.829</b>
2 -	1:41.002	
3 -	1:31.271	
4 -	1:31.942	
5 -	1:30.698	

# Castle Combe Special GT Championship


## QUALIFYING - LAP ANALYSIS

(contd.)

<b>80</b>	<b>Giles ADAMS</b>	Global GT
1 - 6:28.457	6 - 1:18.761	
2 - 1:25.975	7 - <b>1:17.963</b>	
3 - 1:18.876	8 - 1:18.025	
4 - 1:18.283		
5 - 1:19.583		
<b>86</b>	<b>Louis DAVIDSON</b>	Radical Prosport
1 - 6:23.759	6 - <b>1:07.506</b>	11 - 1:11.722
2 - 1:28.299	7 - 1:10.618	12 - 1:16.279
3 - 1:13.584	8 - 1:12.100	13 - 1:08.448
4 - 1:10.766	9 - 1:11.176	14 - 1:07.808
5 - 1:10.684	10 - 1:07.781	
<b>88</b>	<b>Chaz RYLES</b>	Fisher Fury
1 - 6:53.697	6 - 1:15.214	
2 - 1:35.492	7 - 1:14.741	
3 - 1:18.351	8 - 1:18.267	
4 - 1:21.240	9 - 1:14.852	
5 - <b>1:14.592</b>		

# Castle Combe Special GT Championship

## GRID - RACE 5

ROW 9	29	EDWARDS	
ROW 8	78	MARSHALL	79 COMERY
ROW 7	80	ADAMS	69 ALEXANDER
ROW 6	41	IRWIN	7 GREEN
ROW 5	40	SMITH	88 RYLES
ROW 4	76	LACKFORD	3 GORE
ROW 3	8	KRAYEM	66 SETTERS
ROW 2	33	SETTERS	36 LAKE
ROW 1	24	VERGERS	86 DAVIDSON
<b>POLE</b>			
			

Weather / Track : Sunny / Drying

These results are provisional until the conclusion of any judicial and technical matters.

Castle Combe

Circuit Length = 1.8500 miles.

Start: 10:16 End: 10:31

Clerk Of Course:	Stewards:	Timekeeper:
------------------	-----------	-------------

# Castle Combe Special GT Championship

## RACE CLASSIFICATION - RACE 5

POS	NO	CL	NAME	NAT	CAR	TIME	LAPS	GAP	MPH	BEST
1	8	A	David KRAYEM		Stealth B6 GT	13:55.274	12		95.68	1:07.444
2	33	B	Doug SETTERS		Jade Trackstar	14:00.083	12	4.809	95.13	1:08.361
3	86	C	Louis DAVIDSON		Radical Prosport	14:00.291	12	5.017	95.11	1:08.238
4	76	C	Norman LACKFORD		Saxon SRC	14:45.491	12	50.217	90.25	1:10.446
5	3	A	Derek GORE		LM 3000 Prosport	14:49.288	12	54.014	89.87	1:12.008
6	40	B	David SMITH		Mallock Mk34	14:55.342	12	1:00.068	89.26	1:12.758
7	88	C	Chaz RYLES		Fisher Fury	15:06.550	12	1:11.276	88.15	1:13.679
8	41	B	Jeremy IRWIN		Rawlson GT	14:08.563	11	1 LAP	86.33	1:14.324
9	80	C	Giles ADAMS		Global GT	14:46.102	11	1 LAP	82.67	1:18.228
10	78	C	Shane MARSHALL		Mallock Mk28	13:57.128	10	2 LAPS	79.55	1:14.384
11	69	B	Tudor ALEXANDER		Ginetta G20	13:57.001	9	3 LAPS	71.61	1:23.691
12	29	C	Lloyd EDWARDS		Peugeot 205 Gti	14:51.224	9	3 LAPS	67.25	1:35.638
NOT CLASSIFIED										
66	C	Chris SETTERS		Radical Clubsport	12:08.292	10	D.N.F.	91.44	1:11.369	
FASTEST LAP										
8	A	David KRAYEM		Stealth B6 GT	1:07.444	9	98.74mph	158.92kph		
86	C	Louis DAVIDSON		Radical Prosport	1:08.238	11	97.60mph	157.07kph		
33	B	Doug SETTERS		Jade Trackstar	1:08.361	11	97.42mph	156.78kph		

Car no.s' 7 and 36 took first start.

Weather / Track : Sunny / Drying

These results are provisional until the conclusion of any judicial and technical matters.

Castle Combe

Circuit Length = 1.8500 miles.

Start: 14:42 End: 15:06

Clerk Of Course:	Stewards:	Timekeeper:
------------------	-----------	-------------

## Castle Combe Special GT Championship

### RACE CLASSIFICATION - RACE 5 - LAP CHART

Lap 1			Lap 2			Lap 3			Lap 4			Lap 5		
No	Behind	Laptime	No	Behind	Laptime	No	Behind	Laptime	No	Behind	Laptime	No	Behind	Laptime
8		1:15.529	8		1:08.784	8		1:09.068	8		1:11.264	8		1:10.390
33	1.718	1:17.247	33	3.262	1:10.328	33	3.937	1:09.743	33	2.007	1:09.334	86	1.703	1:10.032
86	2.146	1:17.675	86	3.627	1:10.265	86	4.364	1:09.805	86	2.061	1:08.961	33	1.977	1:10.360
76	3.792	1:19.321	66	7.774	1:12.674	66	10.075	1:11.369	66	10.426	1:11.615	66	11.549	1:11.513
66	3.884	1:19.413	76	8.681	1:13.673	76	11.682	1:12.069	76	14.912	1:14.494	76	16.676	1:12.154
3	7.497	1:23.026	3	11.659	1:12.946	3	16.083	1:13.492	29	1 LAP	1:39.200	3	22.881	1:15.235
40	8.045	1:23.574	40	14.215	1:14.954	40	19.074	1:13.927	3	18.036	1:13.217	40	25.482	1:13.810
80	9.640	1:25.169	88	15.230	1:13.828	88	19.841	1:13.679	40	22.062	1:14.252	88	26.654	1:14.542
88	10.186	1:25.715	41	18.765	1:16.817	41	24.649	1:14.952	88	22.502	1:13.925	41	32.786	1:15.041
41	10.732	1:26.261	78	19.632	1:17.275	78	25.970	1:15.406	41	28.135	1:14.750	78	35.500	1:16.418
78	11.141	1:26.670	80	26.233	1:25.377	80	35.393	1:18.228	78	29.472	1:14.766	29	1 LAP	1:40.555
69	18.428	1:33.957	69	37.558	1:27.914	69	55.021	1:26.531	80	42.693	1:18.564	80	51.163	1:18.860
29	29.831	1:45.360	29	56.685	1:35.638				69	1:07.683	1:23.926			

Car no.s' 7 and 36 took first start.  
Weather / Track : Sunny / Drying

**Castle Combe Special GT Championship**  
**RACE CLASSIFICATION - RACE 5 - LAP CHART**  
 (contd.)

Lap 6			Lap 7			Lap 8			Lap 9			Lap 10		
No	Behind	Laptime	No	Behind	Laptime	No	Behind	Laptime	No	Behind	Laptime	No	Behind	Laptime
8		1:10.472	8		1:07.797	8		1:08.584	8		1:07.444	8		1:08.491
33	0.594	1:09.089	33	1.574	1:08.777	33	2.128	1:09.138	33	4.387	1:09.703	33	5.107	1:09.211
86	1.376	1:10.145	86	2.692	1:09.113	86	2.942	1:08.834	86	4.752	1:09.254	86	5.446	1:09.185
69	1 LAP	1:25.269	29	2 LAPS	1:36.699	80	1 LAP	1:20.799	80	1 LAP	1:20.430	69	2 LAPS	1:54.942P
66	12.824	1:11.747	66	17.127	1:12.100	66	20.676	1:12.133	66	25.884	1:12.652	80	1 LAP	1:19.878
76	17.784	1:11.580	76	23.536	1:13.549	76	27.360	1:12.408	76	30.582	1:10.666	66	30.469	1:13.076
3	25.804	1:13.395	69	1 LAP	1:23.691	29	2 LAPS	1:36.404	3	43.048	1:13.850	76	32.537	1:10.446
40	29.168	1:14.158	3	31.803	1:13.796	3	36.642	1:13.423	40	44.802	1:12.758	78	1 LAP	1:54.331P
88	30.147	1:13.965	40	34.549	1:13.178	40	39.488	1:13.523	88	52.776	1:17.099	3	46.565	1:12.008
41	37.169	1:14.855	88	37.180	1:14.830	88	43.121	1:14.525	41	1:02.650	1:20.397	40	49.437	1:13.126
78	39.412	1:14.384	41	43.957	1:14.585	69	1 LAP	1:24.479	29	2 LAPS	1:42.946	88	58.293	1:14.008
80	59.777	1:19.086	78	46.194	1:14.579	41	49.697	1:14.324						
						78	55.699	1:18.089						

Car no.s' 7 and 36 took first start.  
 Weather / Track : Sunny / Drying

Castle Combe  
 Circuit Length = 1.8500 miles.  
 Start: 14:42 End: 15:06

**Castle Combe Special GT Championship**  
**RACE CLASSIFICATION - RACE 5 - LAP CHART**  
 (contd.)

Lap 11			Lap 12			Lap 13			Lap 14			Lap 15		
No	Behind	Laptime	No	Behind	Laptime	No	Behind	Laptime	No	Behind	Laptime	No	Behind	Laptime
8		1:08.675	8		1:08.776									
41	1 LAP	1:19.138	69	3 LAPS	1:56.292									
33	4.793	1:08.361	78	2 LAPS	1:45.210									
86	5.009	1:08.238	33	4.809	1:08.792									
29	3 LAPS	1:36.057	86	5.017	1:08.784									
80	1 LAP	1:20.705	41	1 LAP	1:17.443									
76	40.752	1:16.890	76	50.217	1:18.241									
3	50.261	1:12.371	80	1 LAP	1:19.006									
40	53.946	1:13.184	3	54.014	1:12.529									
88	1:06.373	1:16.755	29	3 LAPS	1:38.365									
			40	1:00.068	1:14.898									
			88	1:11.276	1:13.679									

Car no.s' 7 and 36 took first start.  
 Weather / Track : Sunny / Drying

Castle Combe  
 Circuit Length = 1.8500 miles.  
 Start: 14:42 End: 15:06

## Mini Se7en Championship QUALIFYING - RACE 6

POS	NO	CL	NAME	NAT	CAR	TIME	LAPS	GAP	MPH
1	48		Lewis SELBY		Mini Se7en	1:25.160	11		78.20
2	20		Joe TANDY		Mini Se7en	1:25.798	11	0.638	77.62
3	6		Dave BANWELL		Mini Se7en	1:26.181	11	1.021	77.27
4	4		Max HUNTER		Mini Se7en	1:26.324	11	1.164	77.15
5	18		Paul CLARK		Mini Se7en	1:26.555	12	1.395	76.94
6	21		James HALL		Mini Se7en	1:26.606	6	1.446	76.90
7	8		Kane ASTIN		Mini Se7en	1:26.666	11	1.506	76.84
8	51		Nick TANDY		Mini Se7en	1:26.993	5	1.833	76.55
9	35		Paul SPARK		Mini Se7en	1:27.010	8	1.850	76.54
10	25		Dick HUNTER		Mini Se7en	1:27.219	11	2.059	76.36
11	3		Geoff LETTS		Mini Se7en	1:27.315	11	2.155	76.27
12	95		Alan LETTS		Mini Se7en	1:27.433	11	2.273	76.17
13	84		Ian DEVINY		Mini Se7en	1:27.559	10	2.399	76.06
14	5		Paul THOMPSON		Mini Se7en	1:27.691	11	2.531	75.94
15	44		Oli PERRETT		Mini Se7en	1:27.837	10	2.677	75.82
16	37		Gareth HUNT		Mini Se7en	1:27.988	11	2.828	75.69
17	82		Andrew RUTHVEN		Mini Se7en	1:28.410	10	3.250	75.33
18	13		Graham EDWARDS		Mini Se7en	1:28.458	11	3.298	75.29
19	19		Graeme DAVIS		Mini Se7en	1:28.505	10	3.345	75.25
20	78		Paul McGARRY		Mini Se7en	1:28.536	11	3.376	75.22
21	43		Dave EDGECOMBE		Mini Se7en	1:28.626	11	3.466	75.14
22	36		Damon ASTIN		Mini Se7en	1:29.217	10	4.057	74.64
23	17		Steve WHITELEY		Mini Se7en	1:29.457	11	4.297	74.44
24	46		James HAYMAN		Mini Se7en	1:30.205	4	5.045	73.83
25	30		Alex MYALL		Mini Se7en	1:31.556	6	6.396	72.74
26	57		Philip GILLIBRAND		Mini Se7en	1:31.626	10	6.466	72.68
27	60		Malcolm James KEAT		Mini Se7en	1:34.433	10	9.273	70.52

Car No 18 needs a working transponder please.

Weather / Track : Sunny / Dry

These results are provisional until the conclusion of any judicial and technical matters.

Castle Combe

Circuit Length = 1.8500 miles.

Start: 10:35 End: 10:50

Clerk Of Course:	Stewards:	Timekeeper:
------------------	-----------	-------------

## Mini Se7en Championship QUALIFYING - LAP ANALYSIS

<b>3</b>	<b>Geoff LETTS</b>	Mini Se7en
1 - 2:34.389	6 - 1:27.470	11 - 1:29.084
2 - 1:39.347	7 - <b>1:27.315</b>	
3 - 1:28.562	8 - 1:27.340	
4 - 1:27.723	9 - 1:27.317	
5 - 1:28.422	10 - 1:28.511	
<b>4</b>	<b>Max HUNTER</b>	Mini Se7en
1 - 2:20.785	6 - 1:29.164	11 - <b>1:26.324</b>
2 - 1:36.318	7 - 1:28.608	
3 - 1:31.079	8 - 1:30.273	
4 - 1:28.004	9 - 1:27.204	
5 - 1:28.179	10 - 1:27.208	
<b>5</b>	<b>Paul THOMPSON</b>	Mini Se7en
1 - 2:44.627	6 - 1:28.120	11 - 1:27.739
2 - 1:38.872	7 - 1:30.086	
3 - 1:30.379	8 - <b>1:27.691</b>	
4 - 1:27.962	9 - 1:27.841	
5 - 1:27.808	10 - 1:28.066	
<b>6</b>	<b>Dave BANWELL</b>	Mini Se7en
1 - 2:55.599	6 - 1:27.058	11 - <b>1:26.181</b>
2 - 1:38.478	7 - 1:28.573	
3 - 1:27.102	8 - 1:26.830	
4 - 1:29.294	9 - 1:27.304	
5 - 1:26.863	10 - 1:27.306	
<b>8</b>	<b>Kane ASTIN</b>	Mini Se7en
1 - 2:14.592	6 - 1:28.064	11 - <b>1:26.666</b>
2 - 1:41.471	7 - 1:28.160	
3 - 1:34.074	8 - 1:27.040	
4 - 1:29.679	9 - 1:27.406	
5 - 1:28.392	10 - 1:28.956	
<b>13</b>	<b>Graham EDWARDS</b>	Mini Se7en
1 - 2:04.829	6 - 1:30.034	11 - <b>1:28.458</b>
2 - 1:41.551	7 - 1:37.054	
3 - 1:32.176	8 - 1:34.790	
4 - 1:29.545	9 - 1:46.230	
5 - 1:28.798	10 - 1:44.183	

Car No 18 needs a working transponder please.  
Weather / Track : Sunny / Dry

## Mini Se7en Championship QUALIFYING - LAP ANALYSIS

(contd.)

<b>17</b>	<b>Steve WHITELEY</b>	Mini Se7en
1 - 2:07.293	6 - 1:38.650	11 - 1:38.346
2 - 1:43.570	7 - 1:32.039	
3 - 1:30.314	8 - 1:29.509	
4 - 1:30.137	9 - 1:47.326	
5 - <b>1:29.457</b>	10 - 1:29.930	
<b>18</b>	<b>Paul CLARK</b>	Mini Se7en
1 - 1:54.277	6 - 1:27.233	11 - 1:27.371
2 - 1:33.511	7 - 1:26.855	12 - 1:26.964
3 - 1:27.901	8 - 1:26.960	
4 - 1:28.275	9 - 1:27.646	
5 - 1:28.230	10 - <b>1:26.555</b>	
<b>19</b>	<b>Graeme DAVIS</b>	Mini Se7en
1 - 1:58.739	6 - 1:29.148	
2 - 1:49.789	7 - 1:50.765P	
3 - 1:31.570	8 - 2:03.680	
4 - 1:30.621	9 - 1:29.798	
5 - 1:31.236	10 - <b>1:28.505</b>	
<b>20</b>	<b>Joe TANDY</b>	Mini Se7en
1 - 2:41.178	6 - 1:26.761	11 - 1:26.077
2 - 1:32.401	7 - 1:28.926	
3 - 1:27.652	8 - 1:26.846	
4 - 1:26.344	9 - 1:26.077	
5 - 1:26.677	10 - <b>1:25.798</b>	
<b>21</b>	<b>James HALL</b>	Mini Se7en
1 - 2:01.565	6 - 1:35.014	
2 - 1:38.001		
3 - 1:27.143		
4 - 1:32.459		
5 - <b>1:26.606</b>		
<b>25</b>	<b>Dick HUNTER</b>	Mini Se7en
1 - 2:18.960	6 - 1:28.168	11 - 1:27.669
2 - 1:37.588	7 - 1:29.843	
3 - 1:30.847	8 - 1:28.175	
4 - 1:29.661	9 - 1:28.128	
5 - 1:27.674	10 - <b>1:27.219</b>	

Car No 18 needs a working transponder please.  
Weather / Track : Sunny / Dry

## Mini Se7en Championship QUALIFYING - LAP ANALYSIS

(contd.)

<b>30</b>	<b>Alex MYALL</b>	Mini Se7en
1 - 2:40.361	6 - 1:36.229	
2 - 1:41.186		
3 - 1:35.734		
4 - 1:32.997		
5 - <b>1:31.556</b>		
<b>35</b>	<b>Paul SPARK</b>	Mini Se7en
1 - 2:18.380	6 - <b>1:27.010</b>	
2 - 1:48.334	7 - 1:28.294	
3 - 1:32.423	8 - 1:46.586P	
4 - 1:28.653		
5 - 1:27.201		
<b>36</b>	<b>Damon ASTIN</b>	Mini Se7en
1 - 2:27.660	6 - 1:31.290	
2 - 1:44.975	7 - 1:30.842	
3 - 1:32.426	8 - 1:30.957	
4 - 1:30.494	9 - <b>1:29.217</b>	
5 - 1:31.443	10 - 1:59.977P	
<b>37</b>	<b>Gareth HUNT</b>	Mini Se7en
1 - 2:08.350	6 - 1:30.563	11 - 1:28.315
2 - 1:41.596	7 - 1:30.785	
3 - 1:30.603	8 - 1:32.755	
4 - 1:30.429	9 - <b>1:27.988</b>	
5 - 1:28.722	10 - 1:28.292	
<b>43</b>	<b>Dave EDGECOMBE</b>	Mini Se7en
1 - 2:37.159	6 - 1:29.596	11 - 1:28.824
2 - 1:37.296	7 - 1:30.093	
3 - 1:31.322	8 - 1:29.470	
4 - 1:29.064	9 - 1:30.396	
5 - 1:29.889	10 - <b>1:28.626</b>	
<b>44</b>	<b>Oli PERRETT</b>	Mini Se7en
1 - 2:30.529	6 - 2:21.299	
2 - 1:36.627	7 - 1:28.023	
3 - 1:28.655	8 - 1:28.105	
4 - 1:28.926	9 - <b>1:27.837</b>	
5 - 1:47.862P	10 - 1:30.568	

Car No 18 needs a working transponder please.  
Weather / Track : Sunny / Dry

## Mini Se7en Championship QUALIFYING - LAP ANALYSIS

(contd.)

<b>46</b>	<b>James HAYMAN</b>	Mini Se7en
1 - 2:53.932 2 - 1:39.936 3 - 1:30.242 4 - <b>1:30.205</b>		
<b>48</b>	<b>Lewis SELBY</b>	Mini Se7en
1 - 2:14.895    6 - 1:25.952    11 - <b>1:25.160</b> 2 - 1:34.451    7 - 1:37.400 3 - 1:27.147    8 - 1:25.365 4 - 1:26.672    9 - 1:25.619 5 - 1:25.818    10 - 1:43.977		
<b>51</b>	<b>Nick TANDY</b>	Mini Se7en
1 - 2:53.838 2 - 1:35.154 3 - 1:28.451 4 - 1:27.065 5 - <b>1:26.993</b>		
<b>57</b>	<b>Philip GILLIBRAND</b>	Mini Se7en
1 - 2:23.705    6 - 1:33.753 2 - 1:48.060    7 - 1:33.400 3 - 1:36.628    8 - 1:33.434 4 - 1:33.808    9 - 1:33.363 5 - <b>1:31.626</b> 10 - 1:32.274		
<b>60</b>	<b>Malcolm James KEAT</b>	Mini Se7en
1 - 2:10.788    6 - 1:36.714 2 - 1:41.736    7 - 1:35.527 3 - 1:39.580    8 - 1:35.242 4 - 1:35.304    9 - <b>1:34.433</b> 5 - 1:35.730    10 - 1:34.631		
<b>78</b>	<b>Paul McGARRY</b>	Mini Se7en
1 - 2:00.226    6 - <b>1:28.536</b> 11 - 1:28.780 2 - 1:38.852    7 - 1:29.908 3 - 1:30.408    8 - 1:29.497 4 - 1:29.103    9 - 1:29.992 5 - 1:28.895    10 - 1:29.138		

Car No 18 needs a working transponder please.  
Weather / Track : Sunny / Dry

## Mini Se7en Championship QUALIFYING - LAP ANALYSIS

(contd.)

<b>82</b>	<b>Andrew RUTHVEN</b>	Mini Se7en		
1 -	2:46.395	6 -	<b>1:28.410</b>	
2 -	1:38.306	7 -	1:29.708	
3 -	1:30.666	8 -	1:28.511	
4 -	1:29.754	9 -	1:28.922	
5 -	1:28.992	10 -	1:28.995	
<b>84</b>	<b>Ian DEVINY</b>	Mini Se7en		
1 -	2:03.107	6 -	<b>1:27.559</b>	
2 -	1:40.038	7 -	1:32.660	
3 -	1:30.642	8 -	1:29.165	
4 -	1:29.630	9 -	1:28.854	
5 -	1:27.877	10 -	1:35.102	
<b>95</b>	<b>Alan LETTS</b>	Mini Se7en		
1 -	2:32.617	6 -	1:27.545	11 - 1:28.360
2 -	1:41.022	7 -	1:27.562	
3 -	1:29.109	8 -	1:27.552	
4 -	1:27.492	9 -	1:27.764	
5 -	1:28.764	10 -	<b>1:27.433</b>	

Car No 18 needs a working transponder please.  
Weather / Track : Sunny / Dry

# Mini Se7en Championship

## GRID - RACE 6

ROW 11	57	GILLIBRAND	60	KEAT		
ROW 10		46	HAYMAN	30	MYALL	
ROW 9	43	EDGECOMBE	36	ASTIN	17	WHITELEY
ROW 8		19	DAVIS	78	McGARRY	
ROW 7	37	HUNT	82	RUTHVEN	13	EDWARDS
ROW 6		5	THOMPSON	44	PERRETT	
ROW 5	3	LETTTS	95	LETTTS	84	DEVINY
ROW 4		35	SPARK	25	HUNTER	
ROW 3	21	HALL	8	ASTIN	51	TANDY
ROW 2		4	HUNTER	18	CLARK	
ROW 1	48	SELBY	20	TANDY	6	BANWELL
		POLE				

Car No 18 needs a working transponder please.

Weather / Track : Sunny / Dry

These results are provisional until the conclusion of any judicial and technical matters.

Castle Combe

Circuit Length = 1.8500 miles.

Start: 10:35 End: 10:50

Clerk Of Course:	Stewards:	Timekeeper:
------------------	-----------	-------------

## Mini Se7en Championship RACE CLASSIFICATION - RACE 6

POS	NO	CL	NAME	NAT	CAR	TIME	LAPS	GAP	MPH	BEST
1	20		Joe TANDY		Mini Se7en	14:31.887	10		76.38	1:25.687
2	6		Dave BANWELL		Mini Se7en	14:36.231	10	4.344	76.00	1:25.720
3	18		Paul CLARK		Mini Se7en	14:37.103	10	5.216	75.93	1:25.798
4	25		Dick HUNTER		Mini Se7en	14:37.201	10	5.314	75.92	1:26.096
5	5		Paul THOMPSON		Mini Se7en	14:49.451	10	17.564	74.87	1:26.945
6	8		Kane ASTIN		Mini Se7en	14:49.810	10	17.923	74.84	1:27.071
7	3		Geoff LETTS		Mini Se7en	14:52.357	10	20.470	74.63	1:26.817
8	95		Alan LETTS		Mini Se7en	14:53.575	10	21.688	74.53	1:27.114
9	44		Oli PERRETT		Mini Se7en	14:54.194	10	22.307	74.48	1:26.863
10	13		Graham EDWARDS		Mini Se7en	14:57.442	10	25.555	74.21	1:27.274
11	78		Paul McGARRY		Mini Se7en	14:58.316	10	26.429	74.13	1:27.548
12	82		Andrew RUTHVEN		Mini Se7en	14:59.049	10	27.162	74.07	1:28.018
13	37		Gareth HUNT		Mini Se7en	14:59.609	10	27.722	74.03	1:28.074
14	35		Paul SPARK		Mini Se7en	15:04.790	10	32.903	73.60	1:27.450
15	17		Steve WHITELEY		Mini Se7en	15:21.285	10	49.398	72.29	1:29.653
16	57		Philip GILLIBRAND		Mini Se7en	15:55.723	10	1:23.836	69.68	1:31.755
17	60		Malcolm James KEAT		Mini Se7en	16:06.445	10	1:34.558	68.91	1:32.600

### NOT CLASSIFIED

21			James HALL		Mini Se7en	13:08.099	9	D.N.F.	76.05	1:25.824
4			Max HUNTER		Mini Se7en	13:09.292	9	D.N.F.	75.94	1:26.140
43			Dave EDGECOMBE		Mini Se7en	12:01.187	8	D.N.F.	73.87	1:27.518
48			Lewis SELBY		Mini Se7en	10:09.069	7	D.N.F.	76.54	1:25.678
46			James HAYMAN		Mini Se7en	8:53.711	6	D.N.F.	74.87	1:26.349
30			Alex MYALL		Mini Se7en	9:27.371	6	D.N.F.	70.43	1:31.464
84			Ian DEVINY		Mini Se7en	9:29.098	6	D.N.F.	70.21	1:32.365
19			Graeme DAVIS		Mini Se7en	4:39.733	3	D.N.F.	71.42	1:28.712
36			Damon ASTIN		Mini Se7en	2:17.110	1	D.N.F.	48.57	

### FASTEST LAP

48			Lewis SELBY		Mini Se7en	1:25.678	3	77.73mph	125.09kph
----	--	--	-------------	--	------------	----------	---	----------	-----------

Weather / Track : Sunny / Dry

These results are provisional until the conclusion of any judicial and technical matters.

Castle Combe

Circuit Length = 1.8500 miles.

Start: 15:20 End: 15:34

Clerk Of Course:	Stewards:	Timekeeper:
------------------	-----------	-------------

# Mini Se7en Championship

## RACE CLASSIFICATION - RACE 6 - LAP CHART

Lap 1			Lap 2			Lap 3			Lap 4			Lap 5		
No	Behind	Laptime	No	Behind	Laptime	No	Behind	Laptime	No	Behind	Laptime	No	Behind	Laptime
48		1:33.406	48		1:25.771	48		1:25.678	48		1:25.939	48		1:25.718
20	0.159	1:33.565	20	0.189	1:25.801	20	0.333	1:25.822	20	0.184	1:25.790	20	0.153	1:25.687
18	1.029	1:34.435	18	1.303	1:26.045	18	1.567	1:25.942	18	1.426	1:25.798	18	2.227	1:26.519
4	1.180	1:34.586	4	1.672	1:26.263	4	2.134	1:26.140	4	2.470	1:26.275	21	3.732	1:26.649
6	1.358	1:34.764	21	2.366	1:26.315	21	2.512	1:25.824	21	2.801	1:26.228	6	3.981	1:26.666
21	1.822	1:35.228	6	2.715	1:27.128	6	2.757	1:25.720	6	3.033	1:26.215	4	4.241	1:27.489
25	2.441	1:35.847	25	2.974	1:26.304	25	3.502	1:26.206	25	3.659	1:26.096	25	4.441	1:26.500
8	3.350	1:36.756	8	4.650	1:27.071	8	6.203	1:27.231	8	7.649	1:27.385	8	9.409	1:27.478
95	3.816	1:37.222	95	5.159	1:27.114	46	6.787	1:26.826	46	7.879	1:27.031	46	9.881	1:27.720
3	4.247	1:37.653	3	5.456	1:26.980	95	7.890	1:28.409	3	9.654	1:27.591	3	10.780	1:26.844
5	4.835	1:38.241	46	5.639	1:26.349	3	8.002	1:28.224	95	10.025	1:28.074	95	11.850	1:27.543
46	5.061	1:38.467	5	6.173	1:27.109	5	8.247	1:27.752	44	10.356	1:27.778	5	11.886	1:26.945
44	5.617	1:39.023	44	6.709	1:26.863	44	8.517	1:27.486	5	10.659	1:28.351	44	12.960	1:28.322
35	6.101	1:39.507	35	7.780	1:27.450	35	10.130	1:28.028	35	12.531	1:28.340	35	15.950	1:29.137
19	7.678	1:41.084	37	10.713	1:28.136	13	12.826	1:27.274	13	14.464	1:27.577	13	17.440	1:28.694
37	8.348	1:41.754	13	11.230	1:28.273	37	13.750	1:28.715	78	15.781	1:27.660	78	18.112	1:28.049
43	8.722	1:42.128	19	11.844	1:29.937	78	14.060	1:27.548	37	16.383	1:28.572	37	18.739	1:28.074
13	8.728	1:42.134	78	12.190	1:28.894	19	14.878	1:28.712	43	16.721	1:27.518	43	19.285	1:28.282
78	9.067	1:42.473	43	13.042	1:30.091	43	15.142	1:27.778	82	18.564	1:28.642	82	21.225	1:28.379
82	9.421	1:42.827	82	13.408	1:29.758	82	15.861	1:28.131	17	23.377	1:30.834	17	28.553	1:30.894
17	10.458	1:43.864	17	14.340	1:29.653	17	18.482	1:29.820	30	28.834	1:31.696	30	39.395	1:36.279
84	10.641	1:44.047	30	17.281	1:31.898	30	23.077	1:31.474	57	32.315	1:33.419	57	39.634	1:33.037
30	11.154	1:44.560	84	18.341	1:33.471	57	24.835	1:31.755	84	33.396	1:34.154	84	40.221	1:32.543
57	12.132	1:45.538	57	18.758	1:32.397	84	25.181	1:32.518	60	34.515	1:33.323	60	44.980	1:36.183
60	12.986	1:46.392	60	19.815	1:32.600	60	27.131	1:32.994						
36	43.704	2:17.110P												

**Mini Se7en Championship**  
**RACE CLASSIFICATION - RACE 6 - LAP CHART**  
 (contd.)

Lap 6			Lap 7			Lap 8			Lap 9			Lap 10		
No	Behind	Laptime	No	Behind	Laptime	No	Behind	Laptime	No	Behind	Laptime	No	Behind	Laptime
48		1:26.309	48		1:26.248	20		1:27.231	20		1:27.616	20		1:27.706
20	0.249	1:26.405	20	0.265	1:26.264	21	4.376	1:27.200	21	3.918	1:27.158	6	4.344	1:27.894
18	3.389	1:27.471	21	4.672	1:27.069	6	4.575	1:27.239	6	4.156	1:27.197	18	5.216	1:28.121
21	3.851	1:26.428	6	4.832	1:27.004	18	4.966	1:27.283	18	4.801	1:27.451	25	5.314	1:27.526
6	4.076	1:26.404	18	5.179	1:28.038	4	5.126	1:27.402	4	5.111	1:27.601	5	17.564	1:29.862
4	4.323	1:26.391	4	5.220	1:27.145	25	5.778	1:27.369	25	5.494	1:27.332	8	17.923	1:30.736
25	5.310	1:27.178	25	5.905	1:26.843	3	13.977	1:28.161	3	14.603	1:28.242	3	20.470	1:33.573
8	10.680	1:27.580	8	13.110	1:28.678	8	14.253	1:28.639	8	14.893	1:28.256	95	21.688	1:29.226
46	10.890	1:27.318	3	13.312	1:28.272	5	15.249	1:28.311	5	15.408	1:27.775	44	22.307	1:29.507
3	11.288	1:26.817	5	14.434	1:27.497	44	18.663	1:29.023	95	20.168	1:28.634	13	25.555	1:28.834
5	13.185	1:27.608	44	17.136	1:28.520	95	19.150	1:29.462	44	20.506	1:29.459	78	26.429	1:28.827
95	14.143	1:28.602	95	17.184	1:29.289	13	23.358	1:28.745	13	24.427	1:28.685	82	27.162	1:28.227
44	14.864	1:28.213	13	22.109	1:28.857	78	24.118	1:28.574	78	25.308	1:28.806	37	27.722	1:29.085
13	19.500	1:28.369	78	23.040	1:28.703	43	24.622	1:28.199	37	26.343	1:28.824	35	32.903	1:30.548
35	20.137	1:30.496	37	23.565	1:28.961	37	25.135	1:29.066	82	26.641	1:28.018	17	49.398	1:32.186
78	20.585	1:28.782	43	23.919	1:29.157	82	26.239	1:28.501	35	30.061	1:29.940	57	1:23.836	1:38.918
37	20.852	1:28.422	82	25.234	1:28.278	35	27.737	1:29.820	17	44.918	1:31.072	60	1:34.558	1:35.172
43	21.010	1:28.034	35	25.413	1:31.524	17	41.462	1:31.109	57	1:12.624	1:40.548			
82	23.204	1:28.288	17	37.849	1:31.083	57	59.692	1:34.726	60	1:27.092	1:33.719			
17	33.014	1:30.770	57	52.462	1:33.451	60	1:20.989	1:35.175						
30	44.550	1:31.464	60	1:13.310	1:47.229									
57	45.259	1:31.934												
84	46.277	1:32.365												
60	52.329	1:33.658												

# Melton Concrete Products Castle Combe FF1600

## QUALIFYING - RACE 7

POS	NO	CL	NAME	NAT	CAR	TIME	LAPS	GAP	MPH
1	1	A	Edward MOORE		Van Diemen RF01	1:13.244	16		90.92
2	3	B	Tim REYNOLDS		Swift SC92	1:13.426	11	0.182	90.70
3	5	B	Andrew JONES		Swift SC92	1:13.555	16	0.311	90.54
4	2	B	Pat BLAKENEY		Vector MG95	1:13.646	10	0.402	90.43
5	50	C	Nick JONES		Reynard RF89	1:14.259	12	1.015	89.68
6	4	B	Bob HIGGINS		Van Diemen RF91	1:14.516	9	1.272	89.37
7	21	B	Steven JENSEN		Swift SC92	1:14.837	12	1.593	88.99
8	25	B	Andrew HARRIS		Van Diemen RF90	1:15.241	10	1.997	88.51
9	26	B	Mark FUNNELL		Swift SC95	1:15.321	16	2.077	88.42
10	62	C	Alan SLATER		Swift FB89	1:15.511	14	2.267	88.19
11	53	C	Ben NORTON		Swift FB89	1:15.639	10	2.395	88.05
12	24	B	Gareth WADHAM		Swift SC92	1:15.647	13	2.403	88.04
13	20	B	Matthew DARCY		Swift SC92	1:16.268	14	3.024	87.32
14	23	B	Nick PARSONS		Swift SC92	1:16.846	16	3.602	86.66
15	55	C	Andrew CRAPNELL		Van Diemen RF89	1:17.037	16	3.793	86.45
16	8	A	Wayne POOLE		Mygale SJ01	1:17.254	5	4.010	86.20
17	16	B	James WREN		Van Diemen RF92	1:17.423	15	4.179	86.02
18	79	C	Matthew DOCHERTY		Van Diemen RF88	1:17.462	15	4.218	85.97
19	54	C	Paul JAMES		Reynard RF88	1:17.572	16	4.328	85.85
20	37	B	Alexander KHATEEB		Vector MG93	1:17.955	11	4.711	85.43
21	52	C	Steve HAWKINS		Van Diemen RF88	1:18.080	4	4.836	85.29
22	19	B	Roly HAMBLIN		Swift SC95	1:18.401	9	5.157	84.94
23	18	B	Barry BAXTER		Swift 92F	1:18.900	11	5.656	84.41
24	74	C	Richard WATKINS		Van Diemen RF89	1:19.104	5	5.860	84.19
25	15	B	Alan HAMILTON		Swift 92F	1:19.534	16	6.290	83.73
26	63	C	Stephen GIBBINS		Van Diemen RF88	1:19.557	16	6.313	83.71
27	67	C	Nigel WARD		Van Diemen RF89	1:22.848	12	9.604	80.38
28	84	D	Brian RIDES		Ray FF86	1:23.608	14	10.364	79.65
29	66	C	Michael PHILLIPS		Swift FB87	1:24.238	14	10.994	79.06
30	96	C	Gareth HALL		Van Diemen RF89	6:13.599	1	5:00.355	17.82

Would cars 4 & 25 please check transponders as not working. Gareth HALL - 1 Lap  
 Weather / Track : Sunny / Dry  
 These results are provisional until the conclusion of any judicial and technical matters.

Castle Combe  
 Circuit Length = 1.8500 miles.  
 Start: 11:20 End: 11:40

Clerk Of Course:	Stewards:	Timekeeper:
------------------	-----------	-------------

# Melton Concrete Products Castle Combe FF1600 QUALIFYING - LAP ANALYSIS

<b>1</b>	<b>Edward MOORE</b>	Van Diemen RF01
1 -	5:34.075	6 - 1:13.656
2 -	1:18.349	7 - 1:14.229
3 -	1:14.707	8 - 1:15.113
4 -	1:13.363	9 - <b>1:13.244</b>
5 -	1:13.600	10 - 1:30.776P
11 -	2:35.474	16 - 1:17.604
12 -	1:35.595	
13 -	1:22.743	
14 -	1:20.947	
15 -	1:20.749	
<b>2</b>	<b>Pat BLAKENEY</b>	Vector MG95
1 -	5:43.354	6 - 1:17.520
2 -	1:21.331	7 - 1:15.661
3 -	1:14.406	8 - 1:14.307
4 -	1:46.234	9 - <b>1:13.646</b>
5 -	1:15.511	10 - 1:30.770P
<b>3</b>	<b>Tim REYNOLDS</b>	Swift SC92
1 -	5:37.598	6 - 1:14.426
2 -	1:18.807	7 - 1:14.054
3 -	1:13.980	8 - 1:14.337
4 -	<b>1:13.426</b>	9 - 1:15.541
5 -	1:14.501	10 - 1:15.360
11 -	1:46.522P	
<b>4</b>	<b>Bob HIGGINS</b>	Van Diemen RF91
1 -	5:32.616	6 - 1:26.675
2 -	1:34.573	7 - <b>1:14.516</b>
3 -	1:17.890	8 - 1:25.673
4 -	1:15.782	9 - 1:17.067
5 -	1:16.252	
<b>5</b>	<b>Andrew JONES</b>	Swift SC92
1 -	5:49.423	6 - 1:19.196
2 -	1:19.705	7 - 1:15.574
3 -	1:15.397	8 - 1:14.351
4 -	1:15.852	9 - <b>1:13.555</b>
5 -	1:19.626	10 - 1:48.556
11 -	1:23.455	16 - 1:16.603
12 -	1:20.125	
13 -	1:16.956	
14 -	1:17.275	
15 -	1:17.302	
<b>8</b>	<b>Wayne POOLE</b>	Mygale SJ01
1 -	5:39.098	
2 -	1:23.555	
3 -	<b>1:17.254</b>	
4 -	1:35.434P	
5 -	8:21.291	
<b>15</b>	<b>Alan HAMILTON</b>	Swift 92F
1 -	6:05.848	6 - <b>1:19.534</b>
2 -	1:28.139	7 - 1:19.834
3 -	1:22.585	8 - 1:20.145
4 -	1:21.794	9 - 1:20.849
5 -	1:20.859	10 - 1:23.437
11 -	1:22.450	16 - 1:19.916
12 -	1:21.076	
13 -	1:20.343	
14 -	1:20.594	
15 -	1:20.026	

Would cars 4 & 25 please check transponders as not working. Gareth HALL - 1 Lap  
Weather / Track : Sunny / Dry

# Melton Concrete Products Castle Combe FF1600 QUALIFYING - LAP ANALYSIS

(contd.)

<b>16</b>	<b>James WREN</b>	Van Diemen RF92			
1 -	5:53.321	6 -	1:19.805	11 -	1:24.143
2 -	1:25.732	7 -	1:19.901	12 -	1:24.030
3 -	1:19.055	8 -	<b>1:17.423</b>	13 -	1:38.208P
4 -	1:21.033	9 -	1:20.905	14 -	2:11.837
5 -	1:19.806	10 -	1:25.180	15 -	1:19.004
<b>18</b>	<b>Barry BAXTER</b>	Swift 92F			
1 -	6:11.429	6 -	1:19.055	11 -	<b>1:18.900</b>
2 -	1:27.685	7 -	1:19.093		
3 -	1:21.481	8 -	1:43.820P		
4 -	1:20.998	9 -	7:03.601		
5 -	1:20.329	10 -	1:20.333		
<b>19</b>	<b>Roly HAMBLIN</b>	Swift SC95			
1 -	6:03.487	6 -	1:19.092		
2 -	1:24.154	7 -	<b>1:18.401</b>		
3 -	1:19.413	8 -	1:18.501		
4 -	1:19.573	9 -	1:22.758		
5 -	1:18.820				
<b>20</b>	<b>Matthew DARCY</b>	Swift SC92			
1 -	6:09.924	6 -	1:17.127	11 -	1:37.770P
2 -	1:24.339	7 -	1:17.753	12 -	3:11.952
3 -	1:17.833	8 -	1:24.668	13 -	1:30.824
4 -	1:17.814	9 -	1:31.749	14 -	1:20.526
5 -	<b>1:16.268</b>	10 -	1:21.524		
<b>21</b>	<b>Steven JENSEN</b>	Swift SC92			
1 -	5:52.827	6 -	1:16.271	11 -	1:49.973P
2 -	1:25.729	7 -	1:15.885	12 -	2:19.808
3 -	1:17.530	8 -	1:15.344		
4 -	1:18.031	9 -	<b>1:14.837</b>		
5 -	1:16.446	10 -	1:20.136		
<b>23</b>	<b>Nick PARSONS</b>	Swift SC92			
1 -	5:46.127	6 -	1:21.625	11 -	1:19.708
2 -	1:24.993	7 -	1:17.359	12 -	1:19.819
3 -	1:18.410	8 -	<b>1:16.846</b>	13 -	1:20.302
4 -	1:31.621	9 -	1:24.593	14 -	1:22.992
5 -	1:19.511	10 -	1:31.749	15 -	1:17.622
				16 -	1:18.650
<b>24</b>	<b>Gareth WADHAM</b>	Swift SC92			
1 -	5:36.288	6 -	1:30.740P	11 -	1:17.054
2 -	1:21.320	7 -	6:26.412	12 -	1:17.219
3 -	1:16.642	8 -	1:18.072	13 -	1:16.452
4 -	<b>1:15.647</b>	9 -	1:18.306		
5 -	1:16.268	10 -	1:17.513		

Would cars 4 & 25 please check transponders as not working. Gareth HALL - 1 Lap  
Weather / Track : Sunny / Dry

# Melton Concrete Products Castle Combe FF1600 QUALIFYING - LAP ANALYSIS

(contd.)

<b>25</b>	<b>Andrew HARRIS</b>	Van Diemen RF90		
1 -	5:50.098	6 - 1:18.792		
2 -	1:21.678	7 - <b>1:15.241</b>		
3 -	1:16.544	8 - 1:15.345		
4 -	1:19.825	9 - 1:15.459		
5 -	1:17.572	10 - 1:22.382		
<b>26</b>	<b>Mark FUNNELL</b>	Swift SC95		
1 -	6:19.581	6 - 1:17.175	11 - 1:18.397	16 - 1:18.047
2 -	1:22.495	7 - 1:16.360	12 - 1:20.976	
3 -	1:15.996	8 - <b>1:15.321</b>	13 - 1:19.108	
4 -	1:17.844	9 - 1:18.653	14 - 1:18.734	
5 -	1:17.808	10 - 1:22.087	15 - 1:19.274	
<b>37</b>	<b>Alexander KHATEEB</b>	Vector MG93		
1 -	6:21.716	6 - 1:19.805	11 - 5:53.277	
2 -	1:23.822	7 - 1:19.386		
3 -	1:20.545	8 - <b>1:17.955</b>		
4 -	1:19.848	9 - 1:22.271		
5 -	1:19.515	10 - 1:47.175P		
<b>50</b>	<b>Nick JONES</b>	Reynard RF89		
1 -	5:36.672	6 - <b>1:14.259</b>	11 - 1:22.459	
2 -	1:18.812	7 - 1:14.333	12 - 1:44.089P	
3 -	1:14.444	8 - 1:14.929		
4 -	1:14.451	9 - 1:16.184		
5 -	1:14.752	10 - 1:16.795		
<b>52</b>	<b>Steve HAWKINS</b>	Van Diemen RF88		
1 -	6:01.856			
2 -	1:22.865			
3 -	<b>1:18.080</b>			
4 -	1:19.377			
<b>53</b>	<b>Ben NORTON</b>	Swift FB89		
1 -	5:55.080	6 - 1:19.572		
2 -	1:24.734	7 - 1:17.817		
3 -	1:19.057	8 - 1:15.900		
4 -	1:18.732	9 - <b>1:15.639</b>		
5 -	1:20.554	10 - 1:37.902P		
<b>54</b>	<b>Paul JAMES</b>	Reynard RF88		
1 -	5:58.006	6 - 1:22.207	11 - 1:24.548	16 - 1:24.701
2 -	1:27.262	7 - 1:17.940	12 - 1:22.763	
3 -	1:22.493	8 - <b>1:17.572</b>	13 - 1:20.141	
4 -	1:19.286	9 - 1:18.747	14 - 1:21.007	
5 -	1:18.913	10 - 1:24.466	15 - 1:40.777	

Would cars 4 & 25 please check transponders as not working. Gareth HALL - 1 Lap  
Weather / Track : Sunny / Dry

# Melton Concrete Products Castle Combe FF1600 QUALIFYING - LAP ANALYSIS

(contd.)

<b>55</b>	<b>Andrew CRAPNELL</b>	Van Diemen RF89					
1 -	6:21.385	6 -	1:17.073	11 -	1:22.914	16 -	1:18.098
2 -	1:27.045	7 -	1:20.139	12 -	1:24.744		
3 -	1:19.011	8 -	<b>1:17.037</b>	13 -	1:20.017		
4 -	1:18.735	9 -	1:18.439	14 -	1:18.835		
5 -	1:18.014	10 -	1:23.122	15 -	1:18.973		
<b>62</b>	<b>Alan SLATER</b>	Swift FB89					
1 -	5:58.880	6 -	1:19.636	11 -	1:53.731P		
2 -	1:21.365	7 -	1:17.690	12 -	4:00.704		
3 -	1:18.199	8 -	1:15.945	13 -	1:23.057		
4 -	1:18.857	9 -	<b>1:15.511</b>	14 -	1:21.391		
5 -	1:20.012	10 -	1:17.680				
<b>63</b>	<b>Stephen GIBBINS</b>	Van Diemen RF88					
1 -	6:07.405	6 -	1:20.281	11 -	1:27.970	16 -	1:20.381
2 -	1:28.715	7 -	1:23.529	12 -	1:22.288		
3 -	1:20.877	8 -	1:20.228	13 -	1:21.920		
4 -	1:20.580	9 -	1:22.932	14 -	1:19.763		
5 -	1:20.549	10 -	1:24.891	15 -	<b>1:19.557</b>		
<b>66</b>	<b>Michael PHILLIPS</b>	Swift FB87					
1 -	6:17.921	6 -	1:25.856	11 -	1:27.744		
2 -	1:30.043	7 -	1:26.262	12 -	1:25.841		
3 -	1:26.977	8 -	1:27.589	13 -	1:44.837		
4 -	2:04.911	9 -	1:26.830	14 -	<b>1:24.238</b>		
5 -	1:28.077	10 -	1:29.826				
<b>67</b>	<b>Nigel WARD</b>	Van Diemen RF89					
1 -	6:09.182	6 -	<b>1:22.848</b>	11 -	2:46.206		
2 -	1:29.207	7 -	1:23.041	12 -	1:27.313		
3 -	1:24.470	8 -	1:55.286P				
4 -	1:22.968	9 -	2:42.073				
5 -	1:23.194	10 -	2:18.158P				
<b>74</b>	<b>Richard WATKINS</b>	Van Diemen RF89					
1 -	6:00.210						
2 -	1:24.276						
3 -	<b>1:19.104</b>						
4 -	1:39.456P						
5 -	2:35.614						
<b>79</b>	<b>Matthew DOCHERTY</b>	Van Diemen RF88					
1 -	5:49.918	6 -	1:19.716	11 -	1:22.608		
2 -	1:28.377	7 -	1:21.096	12 -	1:21.227		
3 -	1:18.903	8 -	<b>1:17.462</b>	13 -	1:21.583		
4 -	1:19.040	9 -	1:23.552	14 -	1:19.673		
5 -	1:19.515	10 -	1:28.565	15 -	1:18.174		

Would cars 4 & 25 please check transponders as not working. Gareth HALL - 1 Lap  
Weather / Track : Sunny / Dry

# Melton Concrete Products Castle Combe FF1600 QUALIFYING - LAP ANALYSIS

(contd.)

<b>84</b>	<b>Brian RIDES</b>	Ray FF86
1 - 6:24.056	6 - 1:24.940	11 - 1:26.065
2 - 1:37.297	7 - <b>1:23.608</b>	12 - 1:42.263
3 - 1:29.976	8 - 1:24.244	13 - 1:24.576
4 - 1:27.305	9 - 1:28.409	14 - 1:24.381
5 - 1:26.621	10 - 1:26.834	
<b>96</b>	<b>Gareth HALL</b>	Van Diemen RF89
1 - 6:13.599D		

Would cars 4 & 25 please check transponders as not working. Gareth HALL - 1 Lap  
Weather / Track : Sunny / Dry

# Melton Concrete Products Castle Combe FF1600 GRID - RACE 7

ROW 15	66 PHILLIPS	96 HALL
ROW 14	67 WARD	84 RIDES
ROW 13	15 HAMILTON	63 GIBBINS
ROW 12	18 BAXTER	74 WATKINS
ROW 11	52 HAWKINS	19 HAMBLIN
ROW 10	54 JAMES	37 KHATEEB
ROW 9	16 WREN	79 DOCHERTY
ROW 8	55 CRAPNELL	8 POOLE
ROW 7	20 DARCY	23 PARSONS
ROW 6	53 NORTON	24 WADHAM
ROW 5	26 FUNNELL	62 SLATER
ROW 4	21 JENSEN	25 HARRIS
ROW 3	50 JONES	4 HIGGINS
ROW 2	5 JONES	2 BLAKENEY
ROW 1	1 MOORE	3 REYNOLDS
	POLE	

Would cars 4 & 25 please check transponders as not working. Gareth HALL - 1 Lap  
 Weather / Track : Sunny / Dry  
 These results are provisional until the conclusion of any judicial and technical matters.

Castle Combe  
 Circuit Length = 1.8500 miles.  
 Start: 11:20 End: 11:40

Clerk Of Course:	Stewards:	Timekeeper:
------------------	-----------	-------------

# Melton Concrete Products Castle Combe FF1600

## RACE CLASSIFICATION - RACE 7

POS	NO	CL	NAME	NAT	CAR	TIME	LAPS	GAP	MPH	BEST
1	1	A	Edward MOORE		Van Diemen RF01	6:13.707	5		89.10	1:13.081
2	3	B	Tim REYNOLDS		Swift SC92	6:16.255	5	2.548	88.50	1:13.592
3	2	B	Pat BLAKENEY		Vector MG95	6:17.991	5	4.284	88.09	1:13.824
4	5	B	Andrew JONES		Swift SC92	6:19.668	5	5.961	87.70	1:14.477
5	21	B	Steven JENSEN		Swift SC92	6:20.026	5	6.319	87.62	1:14.098
6	25	B	Andrew HARRIS		Van Diemen RF90	6:20.227	5	6.520	87.57	1:14.060
7	50	C	Nick JONES		Reynard RF89	6:21.570	5	7.863	87.27	1:14.433
8	26	B	Mark FUNNELL		Swift SC95	6:24.142	5	10.435	86.68	1:14.677
9	24	B	Gareth WADHAM		Swift SC92	6:24.545	5	10.838	86.59	1:14.708
10	53	C	Ben NORTON		Swift FB89	6:26.993	5	13.286	86.04	1:14.527
11	20	B	Matthew DARCY		Swift SC92	6:27.730	5	14.023	85.88	1:14.669
12	62	C	Alan SLATER		Swift FB89	6:31.177	5	17.470	85.12	1:15.422
13	23	B	Nick PARSONS		Swift SC92	6:31.715	5	18.008	85.01	1:15.344
14	8	A	Wayne POOLE		Mygale SJ01	6:31.930	5	18.223	84.96	1:15.463
15	55	C	Andrew CRAPNELL		Van Diemen RF89	6:34.371	5	20.664	84.43	1:16.321
16	96	C	Gareth HALL		Van Diemen RF89	6:45.600	5	31.893	82.10	1:17.269
17	37	B	Alexander KHATEEB		Vector MG93	6:45.754	5	32.047	82.06	1:17.700
18	79	C	Matthew DOCHERTY		Van Diemen RF88	6:46.843	5	33.136	81.85	1:17.387
19	63	C	Stephen GIBBINS		Van Diemen RF88	6:47.195	5	33.488	81.77	1:18.400
20	19	B	Roly HAMBLIN		Swift SC95	6:47.649	5	33.942	81.68	1:17.642
21	16	B	James WREN		Van Diemen RF92	6:47.822	5	34.115	81.65	1:18.025
22	15	B	Alan HAMILTON		Swift 92F	6:52.443	5	38.736	80.73	1:19.115
23	74	C	Richard WATKINS		Van Diemen RF89	6:58.319	5	44.612	79.60	1:21.083
24	54	C	Paul JAMES		Reynard RF88	6:59.650	5	45.943	79.35	1:18.009
25	84	D	Brian RIDES		Ray FF86	7:07.668	5	53.961	77.86	1:22.314
26	67	C	Nigel WARD		Van Diemen RF89	7:12.021	5	58.314	77.08	1:24.114
27	66	C	Michael PHILLIPS		Swift FB87	7:15.356	5	1:01.649	76.48	1:24.372
NOT CLASSIFIED										
18	B		Barry BAXTER		Swift 92F	6:44.986	5	N.C.F.	82.22	1:17.866
4	B		Bob HIGGINS		Van Diemen RF91		0	D.N.F.	N/A	
FASTEST LAP										
1	A		Edward MOORE		Van Diemen RF01	1:13.081	3	91.13mph		146.66kph
3	B		Tim REYNOLDS		Swift SC92	1:13.592	3	90.49mph		145.64kph
50	C		Nick JONES		Reynard RF89	1:14.433	2	89.47mph		143.99kph
84	D		Brian RIDES		Ray FF86	1:22.314	4	80.91mph		130.21kph

Car No 18 Not classified caused Red Flag  
Weather / Track : Sunny / Dry

Castle Combe  
Circuit Length = 1.8500 miles.  
Start: 15:50 End: 15:58

Clerk of Course:	Stewards:	Timekeeper:

## Melton Concrete Products Castle Combe FF1600 RACE CLASSIFICATION - RACE 7 - LAP CHART

Lap 1			Lap 2			Lap 3			Lap 4			Lap 5		
No	Behind	Laptime	No	Behind	Laptime	No	Behind	Laptime	No	Behind	Laptime	No	Behind	Laptime
3		1:20.261	1		1:13.530	1		1:13.081	1		1:13.227	1		1:13.404
1	0.204	1:20.465	3	0.211	1:13.945	3	0.722	1:13.592	3	1.825	1:14.330	3	2.548	1:14.127
5	0.607	1:20.868	5	1.586	1:14.713	2	2.583	1:13.824	2	3.528	1:14.172	2	4.284	1:14.160
2	0.868	1:21.129	2	1.840	1:14.706	5	3.055	1:14.550	5	4.888	1:15.060	5	5.961	1:14.477
21	1.494	1:21.755	21	2.199	1:14.439	21	3.216	1:14.098	21	5.169	1:15.180	21	6.319	1:14.554
25	1.662	1:21.923	25	2.557	1:14.629	25	3.536	1:14.060	25	5.343	1:15.034	25	6.520	1:14.581
50	2.438	1:22.699	50	3.137	1:14.433	50	5.241	1:15.185	50	6.719	1:14.705	50	7.863	1:14.548
24	2.852	1:23.113	24	3.826	1:14.708	24	5.983	1:15.238	24	7.751	1:14.995	26	10.435	1:15.873
26	3.318	1:23.579	26	4.261	1:14.677	26	6.073	1:14.893	26	7.966	1:15.120	24	10.838	1:16.491
53	4.598	1:24.859	62	7.845	1:16.427	53	10.670	1:15.649	53	11.970	1:14.527	53	13.286	1:14.720
62	5.152	1:25.413	53	8.102	1:17.238	20	11.102	1:15.949	20	12.544	1:14.669	20	14.023	1:14.883
74	5.554	1:25.815	20	8.234	1:16.306	23	12.213	1:15.893	23	14.330	1:15.344	62	17.470	1:16.235
20	5.662	1:25.923	23	9.401	1:16.344	62	12.444	1:17.680	62	14.639	1:15.422	23	18.008	1:17.082
23	6.791	1:27.052	55	10.534	1:17.155	8	13.625	1:16.045	8	15.861	1:15.463	8	18.223	1:15.766
55	7.113	1:27.374	8	10.661	1:16.596	55	14.630	1:17.177	55	17.724	1:16.321	55	20.664	1:16.344
54	7.671	1:27.932	63	16.255	1:20.923	63	21.994	1:18.820	96	26.677	1:17.269	18	31.279	1:17.866
8	7.799	1:28.060	18	17.055	1:21.190	18	22.129	1:18.155	18	26.817	1:17.915	96	31.893	1:18.620
16	8.800	1:29.061	37	17.767	1:22.063	37	22.386	1:17.700	37	27.235	1:18.076	37	32.047	1:18.216
63	9.066	1:29.327	96	18.155	1:20.803	96	22.635	1:17.561	63	28.492	1:19.725	79	33.136	1:17.492
37	9.438	1:29.699	19	18.525	1:21.899	19	23.086	1:17.642	79	29.048	1:18.734	63	33.488	1:18.400
18	9.599	1:29.860	74	18.997	1:27.177	79	23.541	1:17.387	19	29.310	1:19.451	19	33.942	1:18.036
19	10.360	1:30.621	79	19.235	1:21.349	16	24.653	1:18.036	16	29.494	1:18.068	16	34.115	1:18.025
96	11.086	1:31.347	15	19.542	1:21.353	15	27.052	1:20.591	15	32.940	1:19.115	15	38.736	1:19.200
79	11.620	1:31.881	16	19.698	1:24.632	74	27.585	1:21.669	74	35.441	1:21.083	74	44.612	1:22.575
15	11.923	1:32.184	84	23.360	1:24.383	84	32.594	1:22.315	54	41.338	1:18.730	54	45.943	1:18.009
84	12.711	1:32.972	67	25.280	1:24.344	54	35.835	1:20.388	84	41.681	1:22.314	84	53.961	1:25.684
67	14.670	1:34.931	66	26.394	1:24.419	67	36.313	1:24.114	67	47.265	1:24.179	67	58.314	1:24.453
66	15.709	1:35.970	54	28.528	1:34.591	66	38.586	1:25.273	66	49.731	1:24.372	66	1:01.649	1:25.322

Car No 18 Not classified caused Red Flag  
Weather / Track : Sunny / Dry

www.mstworld.com

Castle Combe  
Circuit Length = 1.8500 miles.  
Start: 15:50 End: 16:05

Printed - 16:18 Monday, 31 May 2004

# National Mobile Windscreens Castle Combe Saloon

## QUALIFYING - RACE 10

POS	NO	CL	NAME	NAT	CAR	TIME	LAPS	GAP	MPH
1	65	A	Ilsa COX		Peugeot 206 Gti	1:17.972	11		85.41
2	98	A	Mark WYATT		Vauxhall Astra	1:17.984	12	0.012	85.40
3	91	A	Gary PREBBLE		Rover 220 Coupe Turbo	1:18.826	8	0.854	84.49
4	68	A	Nick MIZEN		Rover 220 Turbo Coupe	1:19.752	11	1.780	83.50
5	60	B	Paul GARDNER		Citroen Saxo VTS	1:19.821	12	1.849	83.43
6	99	A	Ian CRAIG		BMW M3	1:20.108	12	2.136	83.13
7	81	A	Tony HUTCHINGS		Vauxhall Astra Gsi	1:20.344	12	2.372	82.89
8	88	A	David URQUHART		Peugeot 205 Gti	1:20.387	12	2.415	82.84
9	66	A	Brian COX		Peugeot 206 Gti	1:20.422	11	2.450	82.81
10	95	A	Crispin THOMAS		BMW M3	1:20.712	12	2.740	82.51
11	87	A	Steve TURVEY		Subaru Impreza	1:20.731	10	2.759	82.49
12	93	A	Lindsay WARD		Lancia Thema 16V Turbo	1:20.989	12	3.017	82.23
13	5	C	Anthony MacWHIRTER		Vauxhall Corsa Sri	1:22.319	12	4.347	80.90
14	62	A	Julian ELLISON		Volvo S40 T4	1:22.973	11	5.001	80.26
15	47	B	Simon SPEARING		Peugeot 205	1:23.077	12	5.105	80.16
16	41	B	David MEARS		Peugeot 205 Gti	1:23.150	11	5.178	80.09
17	8	C	R POYNTER-BROWN		Vauxhall Corsa	1:23.484	11	5.512	79.77
18	69	A	Daniel LADE		Volkswagen Golf Gti	1:23.655	11	5.683	79.61
19	76	A	Art NEW		BMW M3	1:23.779	11	5.807	79.49
20	96	A	Robert BALLARD		Vauxhall Astra Sri	1:23.957	9	5.985	79.32
21	26	B	Jon HILL		Peugeot 205 Gti	1:24.475	9	6.503	78.84
22	83	A	Alex FERGUSON		Peugeot 205 Gti	1:24.611	9	6.639	78.71
23	44	B	Tony PHARO		Peugeot 205	1:27.128	8	9.156	76.43
24	4	C	Simon GONSALVES		Vauxhall Corsa Sri	1:27.182	9	9.210	76.39
25	79	A	Sebastian COMERY		Ford Focus RS	1:27.534	7	9.562	76.08
26	17	C	William Di CLAUDIO		Peugeot 106 Xsi	1:27.793	11	9.821	75.86
27	33	B	Aaron DELAMONT		Seat Ibiza	1:32.933	10	14.961	71.66
28	29	B	Lloyd EDWARDS		Peugeot 205 Gti	1:34.266	10	16.294	70.65
29	71	A	Graham NEALE		Subaru Impreza WRX	1:38.354	5	20.382	67.71
30	52	B	Anthony SMITH		Ford Fiesta Si	1:38.761	4	20.789	67.43

Weather / Track : Sunny / Dry  
 These results are provisional until the conclusion of any judicial and technical matters.

Castle Combe  
 Circuit Length = 1.8500 miles.  
 Start: 10:58 End: 11:13

Clerk Of Course:	Stewards:	Timekeeper:
------------------	-----------	-------------

## National Mobile Windscreens Castle Combe Saloon QUALIFYING - LAP ANALYSIS

<b>4</b>	<b>Simon GONSALVES</b>	Vauxhall Corsa Sri
1 -	6:24.242	6 - 1:30.082
2 -	1:38.428	7 - 1:29.103
3 -	1:28.779	8 - 1:30.954
4 -	1:28.650	9 - 1:28.934
5 -	<b>1:27.182</b>	
<b>5</b>	<b>Anthony MacWHIRTHER</b>	Vauxhall Corsa Sri
1 -	5:30.015	6 - 1:22.742
2 -	1:28.727	7 - 1:23.269
3 -	1:23.577	8 - 1:23.999
4 -	1:23.808	9 - <b>1:22.319</b>
5 -	1:22.594	10 - 1:22.481
<b>8</b>	<b>R POYNTER-BROWN</b>	Vauxhall Corsa
1 -	6:16.484	6 - 1:25.981
2 -	1:40.699	7 - 1:28.342
3 -	1:36.049	8 - 1:31.254
4 -	1:31.918	9 - 1:25.566
5 -	1:28.220	10 - <b>1:23.484</b>
<b>17</b>	<b>William Di CLAUDIO</b>	Peugeot 106 Xsi
1 -	6:00.423	6 - <b>1:27.793</b>
2 -	1:40.058	7 - 1:33.042
3 -	1:28.428	8 - 1:31.208
4 -	1:28.563	9 - 1:29.381
5 -	1:28.673	10 - 1:28.558
<b>26</b>	<b>Jon HILL</b>	Peugeot 205 Gti
1 -	5:58.130	6 - 1:25.227
2 -	1:43.510	7 - 1:25.952
3 -	1:32.066	8 - 1:39.722
4 -	1:27.689	9 - 1:28.817
5 -	<b>1:24.475</b>	
<b>29</b>	<b>Lloyd EDWARDS</b>	Peugeot 205 Gti
1 -	6:28.691	6 - 1:35.689
2 -	1:44.335	7 - 1:35.699
3 -	1:37.085	8 - 1:35.282
4 -	1:37.570	9 - 1:37.170
5 -	<b>1:34.266</b>	10 - 1:35.677
<b>33</b>	<b>Aaron DELAMONT</b>	Seat Ibiza
1 -	6:17.097	6 - 1:33.984
2 -	1:51.426	7 - 1:35.301
3 -	1:36.743	8 - 1:34.041
4 -	1:36.034	9 - 1:32.937
5 -	1:34.698	10 - <b>1:32.933</b>

# National Mobile Windscreens Castle Combe Saloon QUALIFYING - LAP ANALYSIS

(contd.)

<b>41</b>	<b>David MEARS</b>	Peugeot 205 Gti
1 - 6:09.030	6 - <b>1:23.150</b>	11 - 1:28.244
2 - 1:44.363	7 - 1:25.604	
3 - 1:30.299	8 - 1:24.250	
4 - 1:24.696	9 - 1:24.191	
5 - 1:23.737	10 - 1:23.461	
<b>44</b>	<b>Tony PHARO</b>	Peugeot 205
1 - 6:05.582	6 - 1:33.744	
2 - 1:39.939	7 - 1:44.448	
3 - 1:29.477	8 - 2:20.237P	
4 - <b>1:27.128</b>		
5 - 1:30.690		
<b>47</b>	<b>Simon SPEARING</b>	Peugeot 205
1 - 5:38.401	6 - 1:25.935	11 - <b>1:23.077</b>
2 - 1:31.184	7 - 1:23.441	12 - 1:24.508
3 - 1:25.350	8 - 1:23.373	
4 - 1:24.561	9 - 1:23.814	
5 - 1:25.135	10 - 1:24.587	
<b>52</b>	<b>Anthony SMITH</b>	Ford Fiesta Si
1 - 5:54.986		
2 - 1:41.407		
3 - <b>1:38.761</b>		
4 - 2:15.849P		
<b>60</b>	<b>Paul GARDNER</b>	Citroen Saxo VTS
1 - 5:41.049	6 - 1:22.005	11 - 1:24.102
2 - 1:40.633	7 - 1:19.821	12 - 1:20.903
3 - 1:24.303	8 - 1:20.322	
4 - 1:20.264	9 - 1:22.054	
5 - <b>1:19.821</b>	10 - 1:23.686	
<b>62</b>	<b>Julian ELLISON</b>	Volvo S40 T4
1 - 6:08.687	6 - 1:23.219	11 - 1:23.731
2 - 1:34.559	7 - 1:23.915	
3 - 1:25.256	8 - 1:25.042	
4 - 1:23.639	9 - 1:24.775	
5 - <b>1:22.973</b>	10 - 1:24.980	
<b>65</b>	<b>Ilsa COX</b>	Peugeot 206 Gti
1 - 6:27.942	6 - <b>1:17.972</b>	11 - 1:18.828
2 - 1:50.934	7 - 1:27.478	
3 - 1:20.107	8 - 1:18.752	
4 - 1:19.568	9 - 1:32.112	
5 - 1:20.551	10 - 1:28.567	

# National Mobile Windscreens Castle Combe Saloon QUALIFYING - LAP ANALYSIS

(contd.)

<b>66</b>	<b>Brian COX</b>	Peugeot 206 Gti
1 - 6:27.024	6 - 1:21.210	11 - 1:21.041
2 - 1:49.806	7 - 1:21.158	
3 - 1:21.166	8 - <b>1:20.422</b>	
4 - 1:22.600	9 - 1:33.616	
5 - 1:22.842	10 - 1:33.873	
<b>68</b>	<b>Nick MIZEN</b>	Rover 220 Turbo Coupe
1 - 5:45.280	6 - 1:21.396	11 - 1:54.331P
2 - 1:46.413	7 - 1:22.937	
3 - 1:28.072	8 - 1:22.565	
4 - 1:21.018	9 - 1:22.910	
5 - <b>1:19.752</b>	10 - 1:20.833	
<b>69</b>	<b>Daniel LADE</b>	Volkswagen Golf Gti
1 - 6:11.794	6 - <b>1:23.655</b>	11 - 1:26.417
2 - 1:41.840	7 - 1:23.793	
3 - 1:23.756	8 - 1:24.795	
4 - 1:25.271	9 - 1:26.456	
5 - 1:23.920	10 - 1:25.199	
<b>71</b>	<b>Graham NEALE</b>	Subaru Impreza WRX
1 - 5:46.499		
2 - 1:40.283		
3 - <b>1:38.354</b>		
4 - 1:40.731		
5 - 1:51.533P		
<b>76</b>	<b>Art NEW</b>	BMW M3
1 - 6:22.828	6 - 1:27.874	11 - <b>1:23.779</b>
2 - 1:37.699	7 - 1:27.390	
3 - 1:27.360	8 - 1:24.886	
4 - 1:26.958	9 - 1:29.464	
5 - 1:29.095	10 - 1:25.424	
<b>79</b>	<b>Sebastian COMERY</b>	Ford Focus RS
1 - 6:19.730	6 - 1:30.517	
2 - 1:38.728	7 - 1:28.338	
3 - <b>1:27.534</b>		
4 - 1:28.423		
5 - 1:29.032		
<b>81</b>	<b>Tony HUTCHINGS</b>	Vauxhall Astra Gsi
1 - 5:52.782	6 - <b>1:20.344</b>	11 - 1:21.582
2 - 1:40.241	7 - 1:20.805	12 - 1:21.627
3 - 1:26.430	8 - 1:21.550	
4 - 1:20.784	9 - 1:21.766	
5 - 1:21.896	10 - 1:21.395	

# National Mobile Windscreens Castle Combe Saloon QUALIFYING - LAP ANALYSIS

(contd.)

<b>83</b>	<b>Alex FERGUSON</b>	Peugeot 205 Gti	
1 -	5:47.396	6 - 1:25.947	
2 -	1:39.900	7 - 1:24.667	
3 -	1:33.400	8 - 1:26.866	
4 -	1:25.424	9 - 1:26.116	
5 -	<b>1:24.611</b>		
<b>87</b>	<b>Steve TURVEY</b>	Subaru Impreza	
1 -	5:49.063	6 - 1:21.366	
2 -	1:39.902	7 - 1:20.838	
3 -	1:30.273	8 - <b>1:20.731</b>	
4 -	1:25.550	9 - 1:24.280	
5 -	1:24.923	10 - 1:43.682P	
<b>88</b>	<b>David URQUHART</b>	Peugeot 205 Gti	
1 -	5:34.388	6 - 1:22.219	11 - 1:20.953
2 -	1:28.148	7 - 1:21.046	12 - <b>1:20.387</b>
3 -	1:22.748	8 - 1:22.309	
4 -	1:22.420	9 - 1:21.764	
5 -	1:22.430	10 - 1:21.341	
<b>91</b>	<b>Gary PREBBLE</b>	Rover 220 Coupe Turbo	
1 -	5:30.935	6 - 1:18.960	
2 -	1:28.804	7 - 1:19.232	
3 -	1:19.598	8 - 1:56.614P	
4 -	<b>1:18.826</b>		
5 -	1:19.572		
<b>93</b>	<b>Lindsay WARD</b>	Lancia Thema 16V Turbo	
1 -	5:33.332	6 - 1:29.712	11 - 1:22.440
2 -	1:28.490	7 - <b>1:20.989</b>	12 - 1:22.182
3 -	1:21.871	8 - 1:22.466	
4 -	1:23.275	9 - 1:22.462	
5 -	1:22.458	10 - 1:27.727	
<b>95</b>	<b>Crispin THOMAS</b>	BMW M3	
1 -	6:01.351	6 - 1:21.213	11 - 1:21.875
2 -	1:36.222	7 - <b>1:20.712</b>	12 - 1:22.321
3 -	1:25.593	8 - 1:21.438	
4 -	1:28.621	9 - 1:22.435	
5 -	1:20.849	10 - 1:21.882	
<b>96</b>	<b>Robert BALLARD</b>	Vauxhall Astra Sri	
1 -	6:32.479	6 - 1:23.986	
2 -	1:53.932	7 - 1:25.483	
3 -	1:28.258	8 - 1:27.912	
4 -	1:29.522	9 - <b>1:23.957</b>	
5 -	1:30.141		


# National Mobile Windscreens Castle Combe Saloon QUALIFYING - LAP ANALYSIS

(contd.)

<b>98</b>	<b>Mark WYATT</b>	Vauxhall Astra
1 - 5:37.252	6 - <b>1:17.984</b>	11 - 1:18.724
2 - 1:30.392	7 - 1:18.853	12 - 1:18.885
3 - 1:18.873	8 - 1:20.162	
4 - 1:25.139	9 - 1:21.324	
5 - 1:25.601	10 - 1:18.652	
<b>99</b>	<b>Ian CRAIG</b>	BMW M3
1 - 6:10.335	6 - 1:24.731	11 - 1:20.221
2 - 1:34.033	7 - 1:20.110	12 - 1:20.708
3 - 1:25.063	8 - 1:20.902	
4 - 1:21.996	9 - 1:21.815	
5 - <b>1:20.108</b>	10 - 1:29.265	

# National Mobile Windscreens Castle Combe Saloon

## GRID - RACE 10

ROW 15	71	NEALE	52	SMITH
ROW 14	33	DELAMONT	29	EDWARDS
ROW 13	79	COMERY	17	CLAUDIO
ROW 12	44	PHARO	4	GONSALVES
ROW 11	26	HILL	83	FERGUSON
ROW 10	76	NEW	96	BALLARD
ROW 9	8	POYNTER-BROWN	69	LADE
ROW 8	47	SPEARING	41	MEARS
ROW 7	5	MacWHIRTHER	62	ELLISON
ROW 6	87	TURVEY	93	WARD
ROW 5	66	COX	95	THOMAS
ROW 4	81	HUTCHINGS	88	URQUHART
ROW 3	60	GARDNER	99	CRAIG
ROW 2	91	PREBBLE	68	MIZEN
ROW 1	65	COX	98	WYATT
<b>POLE</b>				
				

Weather / Track : Sunny / Dry

These results are provisional until the conclusion of any judicial and technical matters.

Castle Combe

Circuit Length = 1.8500 miles.

Start: 10:58 End: 11:13

Clerk Of Course:

Stewards:

Timekeeper:

## National Mobile Windscreens Castle Combe Saloon RACE CLASSIFICATION - RACE 10

POS	NO	CL	NAME	NAT	CAR	TIME	LAPS	GAP	MPH	BEST
1	91	A	Gary PREBBLE		Rover 220 Coupe Turbo	15:33.437	10		71.34	1:31.676
2	87	A	Steve TURVEY		Subaru Impreza	15:34.190	10	0.753	71.29	1:31.252
3	68	A	Nick MIZEN		Rover 220 Turbo Coupe	15:47.743	10	14.306	70.27	1:32.473
4	98	A	Mark WYATT		Vauxhall Astra	15:48.726	10	15.289	70.19	1:32.718
5	88	A	David URQUHART		Peugeot 205 Gti	15:50.606	10	17.169	70.06	1:33.625
6	81	A	Tony HUTCHINGS		Vauxhall Astra Gsi	16:13.328	10	39.891	68.42	1:35.314
7	47	B	Simon SPEARING		Peugeot 205	16:16.637	10	43.200	68.19	1:35.681
8	62	A	Julian ELLISON		Volvo S40 T4	16:22.254	10	48.817	67.80	1:34.410
9	93	A	Lindsay WARD		Lancia Thema 16V Turbo	16:22.625	10	49.188	67.77	1:35.482
10	65	A	Ilsa COX		Peugeot 206 Gti	16:24.154	10	50.717	67.67	1:36.516
11	5	C	Anthony MacWHIRTHE		Vauxhall Corsa Sri	16:24.420	10	50.983	67.65	1:35.533
12	95	A	Crispin THOMAS		BMW M3	16:25.357	10	51.920	67.59	1:35.884
13	41	B	David MEARS		Peugeot 205 Gti	16:27.750	10	54.313	67.42	1:35.722
14	26	B	Jon HILL		Peugeot 205 Gti	17:00.426	10	1:26.989	65.26	1:38.129
15	71	A	Graham NEALE		Subaru Impreza WRX	17:02.870	10	1:29.433	65.11	1:38.221
16	96	A	Robert BALLARD		Vauxhall Astra Sri	15:38.211	9	1 LAP	63.88	1:38.970
17	17	C	William Di CLAUDIO		Peugeot 106 Xsi	15:43.761	9	1 LAP	63.51	1:40.304
18	44	B	Tony PHARO		Peugeot 205	15:46.781	9	1 LAP	63.30	1:40.646
19	8	C	R POYNTER-BROWN		Vauxhall Corsa	15:48.634	9	1 LAP	63.18	1:42.060
20	60	B	Paul GARDNER		Citroen Saxo VTS	16:07.356	9	1 LAP	61.96	1:43.641
21	4	C	Simon GONSALVES		Vauxhall Corsa Sri	16:31.280	9	1 LAP	60.46	1:46.323
22	29	B	Lloyd EDWARDS		Peugeot 205 Gti	17:06.967	9	1 LAP	58.36	1:48.703
23	69	A	Daniel LADE		Volkswagen Golf Gti	15:41.130	8	2 LAPS	56.61	1:39.925
24	83	A	Alex FERGUSON		Peugeot 205 Gti	15:42.885	8	2 LAPS	56.50	1:43.399

### NOT CLASSIFIED

33	B	Aaron DELAMONT	Seat Ibiza	4:27.209	2	D.N.F.	49.84	2:08.186
99	A	Ian CRAIG	BMW M3		0	D.N.F.	N/A	
76	A	Art NEW	BMW M3		0	D.N.F.	N/A	

### FASTEST LAP

87	A	Steve TURVEY	Subaru Impreza	1:31.252	2	72.98mph	117.45kph
5	C	Anthony MacWHIRTHE	Vauxhall Corsa Sri	1:35.533	9	69.71mph	112.19kph
47	B	Simon SPEARING	Peugeot 205	1:35.681	7	69.60mph	112.02kph

Weather / Track : Raining / Wet

These results are provisional until the conclusion of any judicial and technical matters.

Castle Combe  
Circuit Length = 1.8500 miles.  
Start: 17:14 End: 17:29

Clerk Of Course:	Stewards:	Timekeeper:
------------------	-----------	-------------

## National Mobile Windscreens Castle Combe Saloon RACE CLASSIFICATION - RACE 10 - LAP CHART

Lap 1			Lap 2			Lap 3			Lap 4			Lap 5		
No	Behind	Laptime	No	Behind	Laptime	No	Behind	Laptime	No	Behind	Laptime	No	Behind	Laptime
87		1:38.390	87		1:31.252	87		1:32.059	87		1:32.144	87		1:32.297
68	1.612	1:40.002	68	2.882	1:32.522	91	4.422	1:32.679	91	4.524	1:32.246	91	4.802	1:32.575
91	2.509	1:40.899	91	3.802	1:32.545	68	5.774	1:34.951	68	6.821	1:33.191	68	7.358	1:32.834
88	3.985	1:42.375	88	6.873	1:34.140	88	9.423	1:34.609	98	10.653	1:33.246	98	11.074	1:32.718
98	5.062	1:43.452	98	8.187	1:34.377	98	9.551	1:33.423	88	12.851	1:35.572	88	14.646	1:34.092
81	9.024	1:47.414	81	14.251	1:36.479	81	18.432	1:36.240	81	22.767	1:36.479	81	26.770	1:36.300
65	9.082	1:47.472	47	15.584	1:37.249	47	21.280	1:37.755	47	25.989	1:36.853	47	30.414	1:36.722
47	9.587	1:47.977	65	17.995	1:40.165	65	23.682	1:37.746	65	28.543	1:37.005	65	33.804	1:37.558
41	10.191	1:48.581	95	18.443	1:39.015	95	24.236	1:37.852	95	30.484	1:38.392	93	35.252	1:36.526
95	10.680	1:49.070	41	18.938	1:39.999	93	24.830	1:37.054	93	31.023	1:38.337	95	35.381	1:37.194
93	11.304	1:49.694	93	19.835	1:39.783	62	25.301	1:37.095	62	31.265	1:38.108	62	36.231	1:37.263
62	11.858	1:50.248	62	20.265	1:39.659	5	27.063	1:37.969	5	32.352	1:37.433	5	37.109	1:37.054
60	14.885	1:53.275	5	21.153	1:37.086	41	27.874	1:40.995	41	33.424	1:37.694	41	37.991	1:36.864
5	15.319	1:53.709	60	27.477	1:43.844	26	38.119	1:41.798	26	46.410	1:40.435	26	55.507	1:41.394
8	16.799	1:55.189	26	28.380	1:41.475	60	40.660	1:45.242	60	52.157	1:43.641	71	1:03.674	1:40.255
71	17.566	1:55.956	8	32.168	1:46.621	69	41.828	1:41.034	69	52.839	1:43.155	60	1:04.899	1:45.039
26	18.157	1:56.547	69	32.853	1:45.134	8	44.248	1:44.139	8	55.388	1:43.284	8	1:07.917	1:44.826
69	18.971	1:57.361	44	33.652	1:44.761	44	44.523	1:42.930	71	55.716	1:40.590	44	1:08.307	1:43.566
44	20.143	1:58.533	17	34.164	1:44.837	17	45.993	1:43.888	44	57.038	1:44.659	96	1:09.799	1:42.060
17	20.579	1:58.969	83	35.389	1:45.120	83	46.932	1:43.602	17	58.070	1:44.221	83	1:10.188	1:43.399
83	21.521	1:59.911	71	36.832	1:50.518	71	47.270	1:42.497	83	59.086	1:44.298	17	1:11.413	1:45.640
96	23.374	2:01.764	96	39.184	1:47.062	96	50.822	1:43.697	96	1:00.036	1:41.358	4	1:27.560	1:48.057
4	26.197	2:04.587	4	42.007	1:47.062	4	56.828	1:46.880	4	1:11.800	1:47.116			
33	29.796	2:08.186	29	53.613	1:53.614	29	1:12.536	1:50.982	29	1:31.314	1:50.922			
29	31.251	2:09.641	33	1:17.567	2:19.023P									

# National Mobile Windscreens Castle Combe Saloon

## RACE CLASSIFICATION - RACE 10 - LAP CHART

(contd.)

Lap 6			Lap 7			Lap 8			Lap 9			Lap 10		
No	Behind	Laptime	No	Behind	Laptime	No	Behind	Laptime	No	Behind	Laptime	No	Behind	Laptime
87		1:33.062	87		1:33.100	87		1:33.259	87		1:34.106	91		1:33.262
69	1 LAP	2:15.374P	91	3.765	1:32.612	60	1 LAP	1:49.583	91	0.506	1:31.676	87	0.753	1:34.521
91	4.253	1:32.513	68	6.672	1:32.473	91	2.936	1:32.430	44	1 LAP	1:43.747	96	1 LAP	1:42.929
68	7.299	1:33.003	4	1 LAP	1:49.266	68	6.733	1:33.320	17	1 LAP	1:42.596	69	2 LAPS	1:43.171
98	13.402	1:35.390	98	15.136	1:34.834	98	16.936	1:35.059	8	1 LAP	1:42.060	83	2 LAPS	1:46.851
88	16.243	1:34.659	88	17.218	1:34.075	88	17.584	1:33.625	68	8.211	1:35.584	17	1 LAP	1:40.304
29	1 LAP	1:55.895	81	31.876	1:35.435	4	1 LAP	1:49.417	98	16.074	1:33.244	44	1 LAP	1:43.782
81	29.541	1:35.833	47	36.019	1:35.681	81	33.931	1:35.314	88	17.115	1:33.637	68	14.306	1:39.863
47	33.438	1:36.086	29	1 LAP	1:51.846	47	38.506	1:35.746	60	1 LAP	1:50.528	8	1 LAP	1:43.803
65	37.755	1:37.013	93	41.076	1:35.613	93	44.356	1:36.539	81	36.517	1:36.692	98	15.289	1:32.983
93	38.563	1:36.373	65	42.071	1:37.416	65	45.328	1:36.516	4	1 LAP	1:46.323	88	17.169	1:33.822
62	39.180	1:36.011	62	42.518	1:36.438	62	45.709	1:36.450	47	40.588	1:36.188	60	1 LAP	1:48.849
95	39.891	1:37.572	95	43.337	1:36.546	95	46.914	1:36.836	93	45.732	1:35.482	81	39.891	1:37.142
41	41.343	1:36.414	41	44.507	1:36.264	5	47.375	1:35.996	62	46.013	1:34.410	47	43.200	1:36.380
5	42.013	1:37.966	5	44.638	1:35.725	41	49.023	1:37.775	65	47.883	1:36.661	62	48.817	1:36.572
26	1:03.039	1:40.594	26	1:10.617	1:40.678	29	1 LAP	1:53.095	95	48.692	1:35.884	93	49.188	1:37.224
71	1:08.955	1:38.343	71	1:14.502	1:38.647	26	1:17.161	1:39.803	5	48.802	1:35.533	65	50.717	1:36.602
96	1:17.664	1:40.927	96	1:24.008	1:39.444	71	1:20.050	1:38.807	41	50.639	1:35.722	5	50.983	1:35.949
60	1:19.192	1:47.355	69	1 LAP	2:55.976	96	1:29.719	1:38.970	29	1 LAP	1:48.703	95	51.920	1:36.996
44	1:19.402	1:44.157	44	1:26.948	1:40.646	83	1 LAP	3:15.988	26	1:22.628	1:39.573	41	54.313	1:37.442
8	1:20.338	1:45.483	17	1:28.557	1:40.353	69	1 LAP	1:39.925	71	1:24.165	1:38.221	4	1 LAP	1:52.572
83	1:20.842	1:43.716	8	1:30.467	1:43.229							26	1:26.989	1:38.129
17	1:21.304	1:42.953										71	1:29.433	1:39.036
												29	1 LAP	1:52.269