



# Superclub 1 Race Days

**Brands Hatch Indy Circuit**

**17th/18th April 2004**



**Results Provided by MST Sports Timing Ltd**  
***www.mstworld.com***

# BRSCC Ford Saloon/Ford Fiesta Championship Race

## QUALIFYING - RACE 1

POS	NO	CL	NAME	NAT	CAR	TIME	LAPS	GAP	MPH
1	28	A	Malcolm WISE		Ford Escort Cosworth	1:42.807	11		91.84
2	77	A	Irvine ANDERSON		Ford Escort Cosworth	1:44.874	10	2.067	90.03
3	27	B	Pantelis CHRISTOFORO		Ford Escort MK1	1:45.230	11	2.423	89.72
4	3	A	Brian LONG		Ford Sierra XR4i	1:46.059	11	3.252	89.02
5	11	A	Andrew KIRKLEY		Ford Sierra RS500	1:46.592	7	3.785	88.58
6	33	A	Paul NEVILL		Ford RS Cosworth	1:47.368	5	4.561	87.94
7	69	A	Ashley BIRD		Ford Sierra XR4i	1:48.776	11	5.969	86.80
8	101	C	Roger EBDON		Ford Fiesta	1:48.847	11	6.040	86.74
9	117	C	Oliver ALLEN		Ford Fiesta	1:49.211	11	6.404	86.45
10	21	FA	Richard CASEY		Ford Fiesta Si	1:49.217	10	6.410	86.45
11	169	FA	Torsten SKEEN		Ford Fiesta Si	1:49.285	11	6.478	86.39
12	10	FA	Brian ROPER		Ford Fiesta Si	1:49.740	10	6.933	86.04
13	52	C	Ray GRIMES		Ford Puma	1:49.820	11	7.013	85.97
14	31	F	David ABBOTT		Ford Fiesta Si	1:51.391	10	8.584	84.76
15	20	B	Peter MILINOU		Ford RS2000 Mk2	1:51.430	11	8.623	84.73
16	19	A	Graham WAIT		Ford Sierra Cosworth	1:51.903	11	9.096	84.37
17	61	FA	Peter DANIELS		Ford Fiesta Si	1:52.164	8	9.357	84.18
18	0	FA	Roger MAHONEY		Ford Fiesta Si	1:52.753	11	9.946	83.74
19	1	FB	Terence CLARK		Ford Fiesta Zetec	1:53.723	9	10.916	83.02
20	60	FA	Robb ADDISON		Ford Fiesta Si	1:53.772	6	10.965	82.99
21	115	FB	Andrew TAYLOR		Ford Fiesta Zetec	1:53.776	10	10.969	82.98
22	17	FB	Keith CHAPMAN		Ford Fiesta Zetec	1:54.126	10	11.319	82.73
23	2	FA	Barry EDWARDS		Ford Fiesta Si	1:55.294	9	12.487	81.89
24	111	FB	Andy SKRICZKA		Ford Fiesta Zetec	1:55.619	10	12.812	81.66
25	63	FA	Simon COPE		Ford Fiesta Si	1:55.666	10	12.859	81.63
26	23	B	Craig RAINER		Ford Escort RS2000	1:56.542	2	13.735	81.01
27	22	FB	Daniel ROSE		Ford Fiesta Zetec	1:56.607	10	13.800	80.97
28	5	FA	AI DALY		Ford Fiesta Si	1:56.691	10	13.884	80.91
29	14	FA	Peter LANGFORD		Ford Fiesta Si	1:56.825	10	14.018	80.82
30	16	E	Simon GENT		Ford XR2i	1:57.173	10	14.366	80.58
31	6	E	Aubrey MANNING		Ford Fiesta XR2	1:57.185	10	14.378	80.57
32	7	FB	Matthew EAGLAND		Ford Fiesta Zetec	1:57.369	10	14.562	80.44
33	15	E	Steve HORNER		Ford Fiesta XR2i	1:57.999	10	15.192	80.01
34	18	E	James HORNER		Ford Fiesta XR2i	1:59.440	9	16.633	79.05
35	48	C	Barry OBEY		Ford Fiesta Mk3	1:59.923	10	17.116	78.73
36	41	FB	Bryan CRABB		Ford Fiesta Zetec	2:00.934	9	18.127	78.07
37	161	FA	Tim BENNETT		Ford Fiesta Si	2:00.989	9	18.182	78.04
38	91	FA	Rob PRYKE		Ford Fiesta Si	2:04.272	9	21.465	75.97
39	25	E	Trevor LADD		Ford Fiesta XR2	2:06.272	4	23.465	74.77
40	57	D	Alistair GOULD		Ford Fiesta XR2i	2:17.280	9	34.473	68.78

Car Nos - 10, 15, 18 & 33 are running without transponders. Car 23 2 laps only  
 Weather / Track : Sunny / Dry  
 These results are provisional until the conclusion of any judicial and technical matters.

Brands Hatch  
 Circuit Length = 2.6228 miles.  
 Start: 09:36 End: 09:56

Clerk Of Course:	Stewards:	Timekeeper:
------------------	-----------	-------------

## BRSCC Ford Saloon/Ford Fiesta Championship Race QUALIFYING - LAP ANALYSIS

<b>0</b>	<b>Roger MAHONEY</b>	Ford Fiesta Si
1 - 2:46.721	6 - 1:53.420	11 - 1:54.673
2 - 1:57.702	7 - 1:53.731	
3 - 1:54.459	8 - 1:52.892	
4 - 1:54.855	9 - 2:01.221	
5 - <b>1:52.753</b>	10 - 1:52.802	
<b>1</b>	<b>Terence CLARK</b>	Ford Fiesta Zetec
1 - 2:20.467	6 - 1:55.733	
2 - 1:57.654	7 - 1:55.355	
3 - 1:56.003	8 - <b>1:53.723</b>	
4 - 1:55.827	9 - 3:18.673P	
5 - 1:55.292		
<b>2</b>	<b>Barry EDWARDS</b>	Ford Fiesta Si
1 - 3:10.220	6 - 1:55.955	
2 - 1:59.532	7 - 1:56.587	
3 - 1:58.641	8 - 1:56.781	
4 - 1:57.350	9 - <b>1:55.294</b>	
5 - 1:56.377		
<b>3</b>	<b>Brian LONG</b>	Ford Sierra XR4i
1 - 2:37.247	6 - 1:47.678	11 - <b>1:46.059</b>
2 - 1:57.481	7 - 1:49.839	
3 - 1:52.021	8 - 1:46.531	
4 - 1:50.082	9 - 1:47.428	
5 - 1:48.189	10 - 1:46.440	
<b>5</b>	<b>AI DALY</b>	Ford Fiesta Si
1 - 2:44.940	6 - 1:58.873	
2 - 2:07.925	7 - 1:57.372	
3 - 2:02.931	8 - 1:57.914	
4 - 2:00.371	9 - <b>1:56.691</b>	
5 - 1:58.484	10 - 2:00.654	
<b>6</b>	<b>Aubrey MANNING</b>	Ford Fiesta XR2
1 - 2:44.650	6 - <b>1:57.185</b>	
2 - 2:10.560	7 - 2:01.296	
3 - 2:01.436	8 - 1:58.071	
4 - 2:01.248	9 - 1:59.535	
5 - 2:01.680	10 - 1:59.694	
<b>7</b>	<b>Matthew EAGLAND</b>	Ford Fiesta Zetec
1 - 3:13.330	6 - <b>1:57.369</b>	
2 - 2:06.067	7 - 2:01.333	
3 - 2:05.715	8 - 1:57.776	
4 - 2:00.248	9 - 1:57.374	
5 - 1:58.879	10 - 2:02.176	

# BRSCC Ford Saloon/Ford Fiesta Championship Race

## QUALIFYING - LAP ANALYSIS

(contd.)

<b>10</b>	<b>Brian ROPER</b>	Ford Fiesta Si
1 -	2:10.348	6 - 1:54.972
2 -	1:51.698	7 - 1:56.060
3 -	1:54.983	8 - 1:51.154
4 -	1:56.396	9 - <b>1:49.740</b>
5 -	1:58.221	10 - 1:53.563
<b>11</b>	<b>Andrew KIRKLEY</b>	Ford Sierra RS500
1 -	2:17.773	6 - 1:48.000
2 -	1:52.977	7 - <b>1:46.592</b>
3 -	1:48.848	
4 -	1:53.277	
5 -	1:48.159	
<b>14</b>	<b>Peter LANGFORD</b>	Ford Fiesta Si
1 -	3:23.338	6 - 2:01.328
2 -	2:05.828	7 - 2:03.287
3 -	2:09.264	8 - 1:59.562
4 -	2:04.714	9 - <b>1:56.825</b>
5 -	1:59.551	10 - 1:59.194
<b>15</b>	<b>Steve HORNER</b>	Ford Fiesta XR2i
1 -	3:39.342	6 - 1:59.288
2 -	2:06.324	7 - <b>1:57.999</b>
3 -	2:04.530	8 - 1:59.545
4 -	2:03.468	9 - 1:59.244
5 -	2:01.786	10 - 1:58.155
<b>16</b>	<b>Simon GENT</b>	Ford XR2i
1 -	2:53.774	6 - 1:57.302
2 -	2:03.245	7 - <b>1:57.173</b>
3 -	2:00.118	8 - 2:03.607
4 -	1:59.442	9 - 1:58.512
5 -	1:58.773	10 - 1:58.229
<b>17</b>	<b>Keith CHAPMAN</b>	Ford Fiesta Zetec
1 -	3:00.159	6 - 1:54.634
2 -	2:02.595	7 - 2:14.522
3 -	2:03.833	8 - <b>1:54.126</b>
4 -	1:57.192	9 - 2:00.705
5 -	1:55.569	10 - 1:56.647
<b>18</b>	<b>James HORNER</b>	Ford Fiesta XR2i
1 -	3:47.110	6 - 2:01.148
2 -	2:15.935	7 - <b>1:59.440</b>
3 -	2:08.163	8 - 1:59.742
4 -	2:05.862	9 - 1:59.626
5 -	2:10.462	

# BRSCC Ford Saloon/Ford Fiesta Championship Race

## QUALIFYING - LAP ANALYSIS

(contd.)

<b>19</b>	<b>Graham WAIT</b>	Ford Sierra Cosworth
1 - 2:43.031	6 - <b>1:51.903</b>	11 - 1:58.141
2 - 1:54.340	7 - 1:55.628	
3 - 1:54.434	8 - 1:52.941	
4 - 1:53.729	9 - 1:54.070	
5 - 1:53.880	10 - 1:56.168	
<b>20</b>	<b>Peter MILINOU</b>	Ford RS2000 Mk2
1 - 2:50.808	6 - 1:52.111	11 - 1:51.956
2 - 2:00.842	7 - 1:55.135	
3 - 1:53.885	8 - 1:54.206	
4 - 1:55.201	9 - 1:55.913	
5 - 1:52.546	10 - <b>1:51.430</b>	
<b>21</b>	<b>Richard CASEY</b>	Ford Fiesta Si
1 - 2:09.351	6 - 1:52.559	
2 - 1:52.447	7 - <b>1:49.217</b>	
3 - 1:53.026	8 - 1:49.745	
4 - 1:52.228	9 - 1:49.722	
5 - 1:54.335	10 - 2:09.773	
<b>22</b>	<b>Daniel ROSE</b>	Ford Fiesta Zetec
1 - 2:25.321	6 - <b>1:56.607</b>	
2 - 2:01.060	7 - 1:57.628	
3 - 2:00.098	8 - 1:57.126	
4 - 2:02.486	9 - 1:56.830	
5 - 1:57.143	10 - 1:58.240	
<b>23</b>	<b>Craig RAINER</b>	Ford Escort RS2000
1 - 2:40.298		
2 - <b>1:56.542</b>		
<b>25</b>	<b>Trevor LADD</b>	Ford Fiesta XR2
1 - 2:48.962		
2 - <b>2:06.272</b>		
3 - X:00.000P		
4 - 2:15.030		
<b>27</b>	<b>Pantelis CHRISTOFORO</b>	Ford Escort MK1
1 - 2:16.955	6 - 1:47.403	11 - <b>1:45.230</b>
2 - 1:52.945	7 - 1:47.643	
3 - 1:49.193	8 - 1:46.463	
4 - 1:50.051	9 - 1:46.078	
5 - 1:49.652	10 - 1:46.221	

# BRSCC Ford Saloon/Ford Fiesta Championship Race

## QUALIFYING - LAP ANALYSIS

(contd.)

<b>28</b>	<b>Malcolm WISE</b>	Ford Escort Cosworth
1 - 2:44.811	6 - 1:51.659	11 - 1:44.242
2 - 1:53.456	7 - 1:46.564	
3 - 1:47.939	8 - <b>1:42.807</b>	
4 - 1:44.972	9 - 1:57.494	
5 - 1:43.801	10 - 1:42.947	
<b>31</b>	<b>David ABBOTT</b>	Ford Fiesta Si
1 - 2:09.190	6 - 1:54.333	
2 - 1:52.359	7 - 1:53.847	
3 - 1:56.001	8 - <b>1:51.391</b>	
4 - 1:54.943	9 - 3:38.554P	
5 - 2:00.275	10 - 2:08.195	
<b>33</b>	<b>Paul NEVILL</b>	Ford RS Cosworth
1 - 2:49.426		
2 - 1:55.539		
3 - 1:51.071		
4 - <b>1:47.368</b>		
5 - 4:58.735P		
<b>41</b>	<b>Bryan CRABB</b>	Ford Fiesta Zetec
1 - 3:41.317	6 - 2:03.513	
2 - 2:09.924	7 - 2:02.143	
3 - 2:06.779	8 - 2:02.036	
4 - 2:03.300	9 - <b>2:00.934</b>	
5 - 2:06.079		
<b>48</b>	<b>Barry OBEY</b>	Ford Fiesta Mk3
1 - 3:22.055	6 - 2:03.476	
2 - 2:06.680	7 - 2:02.531	
3 - 2:05.508	8 - <b>1:59.923</b>	
4 - 2:02.557	9 - 2:01.769	
5 - 2:02.613	10 - 2:05.238	
<b>52</b>	<b>Ray GRIMES</b>	Ford Puma
1 - 2:10.845	6 - 1:51.898	11 - 1:50.473
2 - 1:52.548	7 - 1:50.217	
3 - 1:52.836	8 - 1:50.762	
4 - 1:51.385	9 - <b>1:49.820</b>	
5 - 1:53.324	10 - 1:51.688	
<b>57</b>	<b>Alistair GOULD</b>	Ford Fiesta XR2i
1 - 2:44.582	6 - 2:17.913	
2 - 2:23.298	7 - <b>2:17.280</b>	
3 - 2:19.514	8 - 2:17.437	
4 - 2:22.333	9 - 2:19.921	
5 - 2:20.970		

# BRSCC Ford Saloon/Ford Fiesta Championship Race

## QUALIFYING - LAP ANALYSIS

(contd.)

<b>60</b>	<b>Robb ADDISON</b>	Ford Fiesta Si
1 - 3:08.138	6 - <b>1:53.772</b>	
2 - 1:57.186		
3 - 1:56.541		
4 - 1:55.560		
5 - 1:53.867		
<b>61</b>	<b>Peter DANIELS</b>	Ford Fiesta Si
1 - 2:44.518	6 - 1:52.756	
2 - 1:55.417	7 - 1:53.069	
3 - 1:53.958	8 - <b>1:52.164</b>	
4 - 1:53.837		
5 - 1:52.756		
<b>63</b>	<b>Simon COPE</b>	Ford Fiesta Si
1 - 2:47.966	6 - 2:16.019	
2 - 2:26.949	7 - 2:01.249	
3 - 1:56.315	8 - 1:58.070	
4 - 1:55.878	9 - 1:55.751	
5 - <b>1:55.666</b>	10 - 1:59.987	
<b>69</b>	<b>Ashley BIRD</b>	Ford Sierra XR4i
1 - 2:22.244	6 - 1:51.036	11 - 1:49.722
2 - 1:54.074	7 - 1:50.317	
3 - 1:52.866	8 - 1:49.724	
4 - 1:52.052	9 - <b>1:48.776</b>	
5 - 1:50.630	10 - 1:49.989	
<b>77</b>	<b>Irvine ANDERSON</b>	Ford Escort Cosworth
1 - 2:43.795	6 - 2:48.272P	
2 - 1:54.164	7 - 1:58.826	
3 - 1:51.186	8 - 1:46.410	
4 - 1:49.776	9 - <b>1:44.874</b>	
5 - 1:47.510	10 - 1:46.845	
<b>91</b>	<b>Rob PRYKE</b>	Ford Fiesta Si
1 - 3:09.026	6 - 2:07.316	
2 - 2:13.461	7 - 2:05.129	
3 - 2:07.912	8 - 2:06.569	
4 - 2:11.639	9 - <b>2:04.272</b>	
5 - 2:09.440		
<b>101</b>	<b>Roger EBDON</b>	Ford Fiesta
1 - 2:50.238	6 - 1:50.255	11 - <b>1:48.847</b>
2 - 1:57.123	7 - 1:53.185	
3 - 1:52.211	8 - 1:49.746	
4 - 1:52.141	9 - 1:50.384	
5 - 1:50.058	10 - 1:48.911	

# BRSCC Ford Saloon/Ford Fiesta Championship Race

## QUALIFYING - LAP ANALYSIS

(contd.)

<b>111</b>	<b>Andy SKRICZKA</b>	Ford Fiesta Zetec	
1 -	2:48.878	6 - 1:56.203	
2 -	2:10.154	7 - 1:58.607	
3 -	2:03.707	8 - 1:56.905	
4 -	2:00.234	9 - <b>1:55.619</b>	
5 -	1:58.129	10 - 1:56.598	
<b>115</b>	<b>Andrew TAYLOR</b>	Ford Fiesta Zetec	
1 -	3:22.653	6 - 1:53.818	
2 -	1:59.745	7 - 2:02.719	
3 -	2:01.130	8 - 2:03.862	
4 -	1:54.822	9 - 2:13.421	
5 -	<b>1:53.776</b>	10 - 1:54.945	
<b>117</b>	<b>Oliver ALLEN</b>	Ford Fiesta	
1 -	3:02.714	6 - 1:49.834	11 - 1:54.164
2 -	1:56.140	7 - 1:51.411	
3 -	1:54.221	8 - <b>1:49.211</b>	
4 -	1:52.633	9 - 1:50.322	
5 -	1:51.660	10 - 1:49.716	
<b>161</b>	<b>Tim BENNETT</b>	Ford Fiesta Si	
1 -	3:56.434	6 - 2:04.871	
2 -	2:27.184	7 - <b>2:00.989</b>	
3 -	2:15.907	8 - 2:04.941	
4 -	2:08.222	9 - 2:01.411	
5 -	2:08.147		
<b>169</b>	<b>Torsten SKEEN</b>	Ford Fiesta Si	
1 -	2:25.040	6 - 1:53.340	11 - 1:50.499
2 -	1:55.291	7 - 1:55.357	
3 -	1:52.216	8 - 1:51.825	
4 -	1:52.194	9 - <b>1:49.285</b>	
5 -	1:50.026	10 - 1:50.323	

# BRSCC Ford Saloon/Ford Fiesta Championship Race

## GRID - RACE 1

ROW 19	25	LADD	57	GOULD
ROW 18	161	BENNETT	91	PRYKE
ROW 17	48	OBEY	41	CRABB
ROW 16	15	HORNER	18	HORNER
ROW 15	6	MANNING	7	EAGLAND
ROW 14	14	LANGFORD	16	GENT
ROW 13	22	ROSE	5	DALY
ROW 12	63	COPE	23	RAINER
ROW 11	2	EDWARDS	111	SKRICZKA
ROW 10	115	TAYLOR	17	CHAPMAN
ROW 9	0	MAHONEY	1	CLARK
ROW 8	19	WAIT	61	DANIELS
ROW 7	52	GRIMES	31	ABBOTT
ROW 6	169	SKEEN	10	ROPER
ROW 5	117	ALLEN	21	CASEY
ROW 4	69	BIRD	101	EBDON
ROW 3	11	KIRKLEY	33	NEVILL
ROW 2	27	CHRISTOFORO	3	LONG
ROW 1	28	WISE	77	ANDERSON
<b>POLE</b>				

Reserves will be called in the following order - 60, 20

Weather / Track : Sunny / Dry

These results are provisional until the conclusion of any judicial and technical matters.

Brands Hatch

Circuit Length = 2.6228 miles.

Start: 09:36 End: 09:56

Clerk Of Course:	Stewards:	Timekeeper:
------------------	-----------	-------------

# BRSCC Ford Saloon/Ford Fiesta Championship Race

## RACE CLASSIFICATION - RACE 1

POS	NO	CL	NAME	NAT	CAR	TIME	LAPS	GAP	MPH	BEST
1	28	A	Malcolm WISE		Ford Escort Cosworth	14:05.991	8		89.36	1:42.697
2	33	A	Paul NEVILL		Ford RS Cosworth	14:19.127	8	13.136	88.00	1:45.149
3	77	A	Irvine ANDERSON		Ford Escort Cosworth	14:21.912	8	15.921	87.71	1:45.295
4	27	B	Pantelis CHRISTOFORO		Ford Escort MK1	14:23.043	8	17.052	87.60	1:45.420
5	3	A	Brian LONG		Ford Sierra XR4i	14:25.901	8	19.910	87.31	1:45.387
6	11	A	Andrew KIRKLEY		Ford Sierra RS500	14:28.016	8	22.025	87.10	1:45.250
7	101	C	Roger EBDON		Ford Fiesta	14:43.818	8	37.827	85.54	1:48.547
8	69	A	Ashley BIRD		Ford Sierra XR4i	14:45.179	8	39.188	85.41	1:48.385
9	117	C	Oliver ALLEN		Ford Fiesta	14:46.221	8	40.230	85.31	1:48.162
10	21	FA	Richard CASEY		Ford Fiesta Si	14:57.220	8	51.229	84.26	1:49.809
11	31	F	David ABBOTT		Ford Fiesta Si	15:09.472	8	1:03.481	83.13	1:49.902
12	61	FA	Peter DANIELS		Ford Fiesta Si	15:11.737	8	1:05.746	82.92	1:51.372
13	52	C	Ray GRIMES		Ford Puma	15:13.493	8	1:07.502	82.76	1:50.968
14	0	FA	Roger MAHONEY		Ford Fiesta Si	15:14.639	8	1:08.648	82.66	1:51.596
15	20	B	Peter MILINOU		Ford RS2000 Mk2	15:28.899	8	1:22.908	81.39	1:52.341
16	1	FB	Terence CLARK		Ford Fiesta Zetec	15:33.686	8	1:27.695	80.97	1:53.947
17	2	FA	Barry EDWARDS		Ford Fiesta Si	15:37.059	8	1:31.068	80.68	1:53.736
18	63	FA	Simon COPE		Ford Fiesta Si	15:37.960	8	1:31.969	80.60	1:53.733
19	5	FA	AI DALY		Ford Fiesta Si	15:39.492	8	1:33.501	80.47	1:53.497
20	115	FB	Andrew TAYLOR		Ford Fiesta Zetec	15:39.961	8	1:33.970	80.43	1:54.024
21	111	FB	Andy SKRICZKA		Ford Fiesta Zetec	15:45.657	8	1:39.666	79.94	1:53.760
22	22	FB	Daniel ROSE		Ford Fiesta Zetec	15:47.778	8	1:41.787	79.77	1:55.307
23	7	FB	Matthew EAGLAND		Ford Fiesta Zetec	15:49.646	8	1:43.655	79.61	1:54.997
24	17	FB	Keith CHAPMAN		Ford Fiesta Zetec	15:49.985	8	1:43.994	79.58	1:54.549
25	16	E	Simon GENT		Ford XR2i	15:51.611	8	1:45.620	79.44	1:55.362
26	18	E	James HORNER		Ford Fiesta XR2i	15:55.324	8	1:49.333	79.14	1:55.895
27	6	E	Aubrey MANNING		Ford Fiesta XR2	15:56.268	8	1:50.277	79.06	1:55.396
28	161	FA	Tim BENNETT		Ford Fiesta Si	16:02.163	8	1:56.172	78.57	1:55.865
29	15	E	Steve HORNER		Ford Fiesta XR2i	14:06.413	7	1 LAP	78.16	1:57.098
30	25	E	Trevor LADD		Ford Fiesta XR2	14:25.715	7	1 LAP	76.42	2:00.399
31	41	FB	Bryan CRABB		Ford Fiesta Zetec	14:39.717	7	1 LAP	75.20	2:01.825
32	91	FA	Rob PRYKE		Ford Fiesta Si	14:46.787	7	1 LAP	74.60	2:02.320
33	48	C	Barry OBEY		Ford Fiesta Mk3	15:04.916	7	1 LAP	73.11	2:03.948

### NOT CLASSIFIED

19	A	Graham WAIT	Ford Sierra Cosworth	11:34.792	6	D.N.F.	81.63	1:44.029
169	FA	Torsten SKEEN	Ford Fiesta Si	7:36.221	4	D.N.F.	82.93	1:49.789
10	FA	Brian ROPER	Ford Fiesta Si	5:43.499	3	D.N.F.	82.66	1:49.882
23	B	Craig RAINER	Ford Escort RS2000	2:05.966	1	D.N.F.	75.49	2:05.966
14	FA	Peter LANGFORD	Ford Fiesta Si		0	D.N.F.	N/A	

### FASTEST LAP

28	A	Malcolm WISE	Ford Escort Cosworth	1:42.697	3	91.94mph	147.96kph
27	B	Pantelis CHRISTOFORO	Ford Escort MK1	1:45.420	4	89.56mph	144.14kph
117	C	Oliver ALLEN	Ford Fiesta	1:48.162	7	87.29mph	140.48kph
169	FA	Torsten SKEEN	Ford Fiesta Si	1:49.789	3	86.00mph	138.40kph
31	F	David ABBOTT	Ford Fiesta Si	1:49.902	4	85.91mph	138.26kph
111	FB	Andy SKRICZKA	Ford Fiesta Zetec	1:53.760	8	83.00mph	133.57kph
16	E	Simon GENT	Ford XR2i	1:55.362	5	81.84mph	131.72kph

Transponders - 15 & 18 thank you. 1 & 33 need working transponders for next round.  
 Weather / Track : Sunny / Dry  
 These results are provisional until the conclusion of any judicial and technical matters.

Brands Hatch  
 Circuit Length = 2.6228 miles.  
 Start: 16:18 End: 16:32

Clerk Of Course:	Stewards:	Timekeeper:
------------------	-----------	-------------

**BRSCC Ford Saloon/Ford Fiesta Championship Race**  
**RACE CLASSIFICATION - RACE 1 - LAP CHART**

Lap 1			Lap 2			Lap 3			Lap 4			Lap 5		
No	Behind	Laptime	No	Behind	Laptime	No	Behind	Laptime	No	Behind	Laptime	No	Behind	Laptime
33		1:52.352	28		1:44.569	28		1:42.697	28		1:43.585	28		1:45.125
28	0.080	1:52.432	33	0.613	1:45.262	33	3.065	1:45.149	33	5.666	1:46.186	33	8.253	1:47.712
77	1.093	1:53.445	77	1.739	1:45.295	77	5.631	1:46.589	77	7.725	1:45.679	77	14.552	1:51.952
27	1.799	1:54.151	27	2.947	1:45.797	27	6.365	1:46.115	27	8.200	1:45.420	27	15.308	1:52.233
101	5.914	1:58.266	19	8.382	1:45.303	19	9.714	1:44.029	3	16.780	1:47.037	3	18.644	1:46.989
3	6.042	1:58.394	3	9.920	1:48.527	3	13.328	1:46.105	11	17.351	1:46.272	11	19.161	1:46.935
117	6.221	1:58.573	101	11.413	1:50.148	11	14.664	1:45.250	101	23.595	1:49.917	101	28.383	1:49.913
19	7.728	2:00.080	11	12.111	1:47.750	101	17.263	1:48.547	69	27.159	1:50.496	69	31.330	1:49.296
69	9.011	2:01.363	117	12.387	1:50.815	69	20.248	1:48.888	19	27.530	2:01.401	117	31.980	1:49.485
11	9.010	2:01.362	69	14.057	1:49.695	117	20.356	1:50.666	117	27.620	1:50.849	21	35.388	1:50.671
21	10.259	2:02.611	21	16.148	1:50.538	21	23.618	1:50.167	21	29.842	1:49.809	31	39.582	1:51.611
10	10.778	2:03.130	10	16.616	1:50.487	10	23.801	1:49.882	169	32.938	1:50.460	19	43.487	2:01.082
31	11.170	2:03.522	169	18.971	1:51.822	169	26.063	1:49.789	31	33.096	1:49.902	61	44.386	1:52.934
169	11.798	2:04.150	31	19.107	1:52.586	31	26.779	1:50.369	61	36.577	1:52.044	0	48.423	1:52.256
61	12.239	2:04.591	61	19.443	1:51.853	61	28.118	1:51.372	0	41.292	1:52.679	52	50.049	1:51.687
23	13.614	2:05.966	0	22.677	1:52.833	0	32.198	1:52.218	52	43.487	1:50.968	20	58.600	1:52.749
0	14.493	2:06.845	52	27.226	1:52.782	52	36.104	1:51.575	1	50.333	1:54.707	1	1:00.922	1:55.714
1	16.659	2:09.011	1	27.961	1:55.951	1	39.211	1:53.947	20	50.976	1:52.602	2	1:06.665	1:55.060
2	17.660	2:10.012	2	29.586	1:56.575	20	41.959	1:52.341	2	56.730	1:57.153	115	1:07.275	1:55.550
17	18.694	2:11.046	17	30.708	1:56.663	2	43.162	1:56.273	115	56.850	1:56.111	63	1:07.701	1:55.698
52	19.093	2:11.445	115	31.013	1:56.480	17	43.976	1:55.965	63	57.128	1:55.573	5	1:08.675	1:54.825
115	19.182	2:11.534	20	32.315	1:54.473	115	44.324	1:56.008	5	58.975	1:55.745	16	1:11.566	1:55.362
22	19.826	2:12.178	63	32.437	1:56.949	63	45.140	1:55.400	16	1:01.329	1:56.649	22	1:12.770	1:56.545
5	19.983	2:12.335	22	32.521	1:57.344	5	46.815	1:55.974	22	1:01.350	1:57.144	111	1:13.431	1:54.289
63	20.137	2:12.489	5	33.538	1:58.204	22	47.791	1:57.967	111	1:04.267	1:56.206	7	1:15.731	1:56.349
16	21.415	2:13.767	16	34.674	1:57.908	16	48.265	1:56.288	7	1:04.507	1:57.201	17	1:16.703	1:55.868
20	22.491	2:14.843	7	37.944	1:58.848	7	50.891	1:55.644	17	1:05.960	2:05.569	18	1:18.740	1:56.654
25	22.536	2:14.888	111	38.705	2:00.231	111	51.646	1:55.638	18	1:07.211	1:57.648	6	1:20.246	1:56.539
111	23.123	2:15.475	18	39.164	1:59.289	18	53.148	1:56.681	6	1:08.832	1:57.205	15	1:22.756	1:57.098
7	23.745	2:16.097	6	40.532	1:59.874	6	55.212	1:57.377	15	1:10.783	1:57.979	161	1:24.723	1:56.035
18	24.524	2:16.876	25	40.857	2:02.970	15	56.389	1:58.025	161	1:13.813	1:58.049	25	1:32.368	2:00.914
6	25.307	2:17.659	15	41.061	1:58.935	25	58.559	2:00.399	25	1:16.579	2:01.605			
15	26.775	2:19.127	161	44.137	1:59.865	161	59.349	1:57.909	41	1:28.455	2:02.763			
161	28.921	2:21.273	41	49.075	2:02.612	41	1:09.277	2:02.899	91	1:32.693	2:02.320			
41	31.112	2:23.464	91	52.396	2:05.387	91	1:13.958	2:04.259	48	1:35.841	2:03.948			
91	31.658	2:24.010	48	53.861	2:06.342	48	1:15.478	2:04.314						
48	32.168	2:24.520												

**BRSCC Ford Saloon/Ford Fiesta Championship Race**  
**RACE CLASSIFICATION - RACE 1 - LAP CHART**  
 (contd.)

Lap 6			Lap 7			Lap 8			Lap 9			Lap 10		
No	Behind	Laptime	No	Behind	Laptime	No	Behind	Laptime	No	Behind	Laptime	No	Behind	Laptime
28		1:44.479	28		1:47.765	28		1:45.339						
41	1 LAP	2:04.242	25	1 LAP	2:02.365	15	1 LAP	1:58.068						
91	1 LAP	2:03.140	33	11.089	1:47.675	33	13.136	1:47.386						
33	11.179	1:47.405	77	14.740	1:46.074	77	15.921	1:46.520						
48	1 LAP	2:06.395	27	16.551	1:46.717	27	17.052	1:45.840						
77	16.431	1:46.358	41	1 LAP	2:01.825	25	1 LAP	2:02.574						
27	17.599	1:46.770	11	19.454	1:46.334	3	19.910	1:45.387						
3	19.881	1:45.716	3	19.862	1:47.746	11	22.025	1:47.910						
11	20.885	1:46.203	91	1 LAP	2:03.890	41	1 LAP	2:01.912						
101	33.000	1:49.096	101	34.343	1:49.108	101	37.827	1:48.823						
69	35.403	1:48.552	69	36.023	1:48.385	69	39.188	1:48.504						
117	36.171	1:48.670	117	36.568	1:48.162	117	40.230	1:49.001						
21	41.643	1:50.734	48	1 LAP	2:11.889	91	1 LAP	2:03.781						
31	48.045	1:52.942	21	44.629	1:50.751	21	51.229	1:51.939						
61	53.068	1:53.161	31	53.877	1:53.597	48	1 LAP	2:07.508						
0	56.272	1:52.328	61	58.548	1:53.245	31	1:03.481	1:54.943						
52	56.700	1:51.130	52	1:01.642	1:52.707	61	1:05.746	1:52.537						
19	1:01.905	2:02.897	0	1:02.391	1:53.884	52	1:07.502	1:51.199						
20	1:08.398	1:54.277	20	1:13.483	1:52.850	0	1:08.648	1:51.596						
1	1:11.158	1:54.715	1	1:18.217	1:54.824	20	1:22.908	1:54.764						
2	1:16.425	1:54.239	2	1:22.671	1:54.011	1	1:27.695	1:54.817						
63	1:17.595	1:54.373	63	1:23.575	1:53.745	2	1:31.068	1:53.736						
115	1:18.024	1:55.228	5	1:24.504	1:53.497	63	1:31.969	1:53.733						
5	1:18.772	1:54.576	115	1:25.285	1:55.026	5	1:33.501	1:54.336						
16	1:23.199	1:56.112	111	1:31.245	1:54.899	115	1:33.970	1:54.024						
22	1:23.870	1:55.579	22	1:31.819	1:55.714	111	1:39.666	1:53.760						
111	1:24.111	1:55.159	16	1:32.651	1:57.217	22	1:41.787	1:55.307						
7	1:26.249	1:54.997	7	1:33.500	1:55.016	7	1:43.655	1:55.494						
17	1:26.773	1:54.549	17	1:33.707	1:54.699	17	1:43.994	1:55.626						
18	1:30.156	1:55.895	18	1:38.512	1:56.121	16	1:45.620	1:58.308						
6	1:31.163	1:55.396	6	1:39.606	1:56.208	18	1:49.333	1:56.160						
15	1:35.458	1:57.181	161	1:44.335	1:55.865	6	1:50.277	1:56.010						
161	1:36.235	1:55.991				161	1:56.172	1:57.176						

# Caterham Roadsport Challenge B RACE 1

## QUALIFYING - RACE 2

POS	NO	CL	NAME	NAT	CAR	TIME	LAPS	GAP	MPH
1	18	B	John AYLOTT		Caterham	1:45.909	11		89.15
2	27	B	Mike BLACKADDER		Caterham	1:46.548	11	0.639	88.61
3	24	B	Neil FLETCHER		Caterham	1:47.696	11	1.787	87.67
4	15	B	Andrew BEAUMONT		Caterham	1:48.047	11	2.138	87.38
5	75	B	Howard PESSALL		Caterham	1:48.052	11	2.143	87.38
6	6	B	Gary BROWN		Caterham	1:48.183	11	2.274	87.27
7	19	B	Roger NORRIS		Caterham	1:48.307	11	2.398	87.17
8	7	B	Bill ADDISON		Caterham	1:48.785	11	2.876	86.79
9	69	B	John RATLEDGE		Caterham	1:48.832	11	2.923	86.75
10	1	B	Robert THOMAS		Caterham	1:48.896	11	2.987	86.70
11	77	B	Stephen GREAVES		Caterham	1:49.048	11	3.139	86.58
12	9	B	Jim TATCHELL		Caterham	1:49.358	11	3.449	86.34
13	47	B	Matt LOUTH		Caterham	1:49.368	11	3.459	86.33
14	99	B	Anthony DI LORENZO		Caterham	1:49.405	11	3.496	86.30
15	4	B	Stuart DIXON		Caterham	1:49.636	11	3.727	86.12
16	5	B	Ian ATKINSON		Caterham	1:49.738	11	3.829	86.04
17	2	B	Ron JOHNSON		Caterham	1:49.741	11	3.832	86.04
18	3	B	Darryl McNEY		Caterham	1:49.851	11	3.942	85.95
19	30	B	Matthew PORTER		Caterham	1:49.976	11	4.067	85.85
20	42	B	David YU		Caterham	1:50.338	11	4.429	85.57
21	8	B	Rob WINROW		Caterham	1:50.434	11	4.525	85.50
22	33	B	Anthony POOLE		Caterham	1:51.337	11	5.428	84.80
23	44	B	Merlin INKLEY		Caterham	1:51.790	10	5.881	84.46
24	14	B	Andrew MacINTOSH		Caterham	1:53.511	10	7.602	83.18
25	40	B	Richard STANSFIELD		Caterham	1:53.595	11	7.686	83.12

Weather / Track : Sunny / Dry

These results are provisional until the conclusion of any judicial and technical matters.

Brands Hatch

Circuit Length = 2.6228 miles.

Start: 12:22 End: 12:42

Clerk Of Course:	Stewards:	Timekeeper:
------------------	-----------	-------------

# Caterham Roadsport Challenge B RACE 1

## QUALIFYING - LAP ANALYSIS

<b>1</b>	<b>Robert THOMAS</b>	Caterham
1 -	2:35.650	6 - 1:51.090
2 -	1:52.146	7 - 1:50.185
3 -	<b>1:48.896</b>	8 - 1:50.077
4 -	1:51.623	9 - 1:50.158
5 -	1:51.112	10 - 1:50.209
11 -	1:49.269	
<b>2</b>	<b>Ron JOHNSON</b>	Caterham
1 -	2:21.593	6 - 1:50.910
2 -	1:53.130	7 - 1:50.347
3 -	1:54.232	8 - <b>1:49.741</b>
4 -	1:51.611	9 - 1:50.066
5 -	1:51.794	10 - 1:50.825
11 -	1:51.082	
<b>3</b>	<b>Darryl McNEY</b>	Caterham
1 -	2:41.284	6 - 1:50.986
2 -	1:56.078	7 - 1:52.329
3 -	1:54.904	8 - 1:51.789
4 -	1:54.326	9 - 1:49.953
5 -	1:51.904	10 - 1:50.616
11 -	<b>1:49.851</b>	
<b>4</b>	<b>Stuart DIXON</b>	Caterham
1 -	2:38.965	6 - 1:50.772
2 -	1:52.275	7 - 1:51.201
3 -	1:51.766	8 - 1:50.816
4 -	1:54.485	9 - 1:51.543
5 -	1:50.396	10 - <b>1:49.636</b>
11 -	1:49.769	
<b>5</b>	<b>Ian ATKINSON</b>	Caterham
1 -	2:12.776	6 - 1:52.139
2 -	1:52.792	7 - 1:50.959
3 -	1:50.806	8 - 1:52.071
4 -	1:50.883	9 - <b>1:49.738</b>
5 -	1:52.636	10 - 1:50.934
11 -	1:49.980	
<b>6</b>	<b>Gary BROWN</b>	Caterham
1 -	2:00.879	6 - 1:48.575
2 -	1:50.150	7 - 1:48.927
3 -	1:49.848	8 - 1:56.988
4 -	1:48.858	9 - <b>1:48.183</b>
5 -	1:48.600	10 - 1:48.232
11 -	1:49.156	
<b>7</b>	<b>Bill ADDISON</b>	Caterham
1 -	2:14.671	6 - <b>1:48.785</b>
2 -	1:54.439	7 - 1:50.407
3 -	1:53.857	8 - 1:50.289
4 -	1:50.403	9 - 1:50.837
5 -	1:50.444	10 - 1:49.896
11 -	1:48.802	

# Caterham Roadsport Challenge B RACE 1

## QUALIFYING - LAP ANALYSIS

(contd.)

<b>8</b>	<b>Rob WINROW</b>	Caterham
1 - 2:38.923	6 - 1:52.077	11 - 1:51.434
2 - 1:56.078	7 - 1:51.525	
3 - 1:55.845	8 - 1:51.696	
4 - 1:56.208	9 - <b>1:50.434</b>	
5 - 1:55.234	10 - 1:51.041	
<b>9</b>	<b>Jim TATCHELL</b>	Caterham
1 - 2:09.339	6 - 1:50.022	11 - 1:49.876
2 - 1:51.082	7 - 1:49.417	
3 - 1:49.803	8 - <b>1:49.358</b>	
4 - 1:49.896	9 - 1:49.597	
5 - 1:49.652	10 - 1:49.583	
<b>14</b>	<b>Andrew MacINTOSH</b>	Caterham
1 - 2:45.244	6 - 1:55.014	
2 - 1:56.103	7 - 1:54.000	
3 - 1:55.589	8 - 1:54.013	
4 - 1:54.650	9 - 1:54.044	
5 - 1:54.551	10 - <b>1:53.511</b>	
<b>15</b>	<b>Andrew BEAUMONT</b>	Caterham
1 - 1:57.752	6 - 1:48.788	11 - 1:49.839
2 - 1:49.805	7 - <b>1:48.047</b>	
3 - 1:50.067	8 - 1:48.151	
4 - 1:48.828	9 - 1:48.697	
5 - 1:49.113	10 - 1:49.331	
<b>18</b>	<b>John AYLOTT</b>	Caterham
1 - 2:08.506	6 - 1:47.614	11 - 1:46.265
2 - 1:50.029	7 - <b>1:45.909</b>	
3 - 1:48.244	8 - 1:47.196	
4 - 1:49.265	9 - 1:46.331	
5 - 1:46.826	10 - 1:53.239	
<b>19</b>	<b>Roger NORRIS</b>	Caterham
1 - 2:01.343	6 - <b>1:48.307</b>	11 - 1:48.809
2 - 1:51.055	7 - 1:48.997	
3 - 1:48.992	8 - 1:50.287	
4 - 1:48.931	9 - 1:48.658	
5 - 1:48.813	10 - 1:48.907	
<b>24</b>	<b>Neil FLETCHER</b>	Caterham
1 - 1:59.032	6 - 1:48.556	11 - 1:49.423
2 - 1:48.624	7 - 1:49.230	
3 - 1:49.478	8 - 1:48.067	
4 - 1:48.698	9 - <b>1:47.696</b>	
5 - 1:49.945	10 - 1:49.219	

# Caterham Roadsport Challenge B RACE 1

## QUALIFYING - LAP ANALYSIS

(contd.)

<b>27</b>	<b>Mike BLACKADDER</b>	Caterham
1 - 2:08.917	6 - 1:47.059	11 - 1:47.009
2 - 1:48.879	7 - <b>1:46.548</b>	
3 - 1:50.084	8 - 1:46.613	
4 - 1:47.500	9 - 1:46.975	
5 - 1:47.818	10 - 1:52.516	
<b>30</b>	<b>Matthew PORTER</b>	Caterham
1 - 2:38.139	6 - 1:51.096	11 - <b>1:49.976</b>
2 - 1:52.228	7 - 1:51.795	
3 - 1:51.107	8 - 1:50.654	
4 - 1:54.715	9 - 1:57.972	
5 - 1:51.319	10 - 1:51.143	
<b>33</b>	<b>Anthony POOLE</b>	Caterham
1 - 2:14.270	6 - 1:52.557	11 - 1:51.892
2 - 1:53.199	7 - 1:52.017	
3 - 1:51.734	8 - 1:52.056	
4 - 1:52.970	9 - <b>1:51.337</b>	
5 - 1:53.187	10 - 1:52.744	
<b>40</b>	<b>Richard STANSFIELD</b>	Caterham
1 - 2:28.865	6 - 1:54.867	11 - 1:55.906
2 - 1:56.940	7 - 1:54.220	
3 - 1:55.244	8 - 1:55.739	
4 - 1:56.853	9 - <b>1:53.595</b>	
5 - 1:53.613	10 - 1:54.392	
<b>42</b>	<b>David YU</b>	Caterham
1 - 2:27.305	6 - 1:51.511	11 - <b>1:50.338</b>
2 - 1:54.089	7 - 1:51.367	
3 - 1:53.394	8 - 1:51.293	
4 - 1:53.763	9 - 1:51.347	
5 - 1:52.280	10 - 1:50.871	
<b>44</b>	<b>Merlin INKLEY</b>	Caterham
1 - 2:55.530	6 - 1:52.960	
2 - 1:55.513	7 - 1:53.248	
3 - 1:53.366	8 - <b>1:51.790</b>	
4 - 1:54.163	9 - 1:53.346	
5 - 1:53.597	10 - 1:52.473	
<b>47</b>	<b>Matt LOUTH</b>	Caterham
1 - 2:11.560	6 - 1:51.312	11 - <b>1:49.368</b>
2 - 1:54.501	7 - 1:50.883	
3 - 1:50.464	8 - 1:51.764	
4 - 1:52.125	9 - 1:52.437	
5 - 1:51.433	10 - 1:54.864	

# Caterham Roadsport Challenge B RACE 1

## QUALIFYING - LAP ANALYSIS

(contd.)

<b>69</b>	<b>John RATLEDGE</b>	Caterham
1 - 2:19.483	6 - 1:49.258	11 - 1:48.834
2 - 1:57.555	7 - 1:49.667	
3 - 1:50.912	8 - <b>1:48.832</b>	
4 - 1:49.891	9 - 1:49.749	
5 - 1:48.959	10 - 1:50.863	
<b>75</b>	<b>Howard PESSALL</b>	Caterham
1 - 2:36.527	6 - 1:48.914	11 - <b>1:48.052</b>
2 - 1:50.340	7 - 1:48.609	
3 - 1:49.679	8 - 1:48.652	
4 - 2:11.205	9 - 1:49.756	
5 - 1:48.305	10 - 1:48.368	
<b>77</b>	<b>Stephen GREAVES</b>	Caterham
1 - 2:52.673	6 - 1:49.501	11 - 1:49.565
2 - 1:53.727	7 - 1:50.889	
3 - 1:50.787	8 - 1:49.628	
4 - 1:51.743	9 - <b>1:49.048</b>	
5 - 1:51.420	10 - 1:49.937	
<b>99</b>	<b>Anthony DI LORENZO</b>	Caterham
1 - 2:12.523	6 - 1:52.187	11 - 1:49.550
2 - 1:52.003	7 - 1:54.656	
3 - 1:51.550	8 - 1:49.665	
4 - 1:50.943	9 - <b>1:49.405</b>	
5 - 1:53.151	10 - 1:53.643	

# Caterham Roadsport Challenge B RACE 1

## GRID - RACE 2

ROW 13	40	STANSFIELD			
ROW 12		44	INKLEY	14	MacINTOSH
ROW 11	8	WINROW	33	POOLE	
ROW 10		30	PORTER	42	YU
ROW 9	2	JOHNSON	3	McNEY	
ROW 8		4	DIXON	5	ATKINSON
ROW 7	47	LOUTH	99	DI LORENZO	
ROW 6		77	GREAVES	9	TATCHELL
ROW 5	69	RATLEDGE	1	THOMAS	
ROW 4		19	NORRIS	7	ADDISON
ROW 3	75	PESSALL	6	BROWN	
ROW 2		24	FLETCHER	15	BEAUMONT
ROW 1	18	AYLOTT	27	BLACKADDER	
		POLE			

Weather / Track : Sunny / Dry  
 These results are provisional until the conclusion of any judicial and technical matters.

Brands Hatch  
 Circuit Length = 2.6228 miles.  
 Start: 12:22 End: 12:42

Clerk Of Course:	Stewards:	Timekeeper:
------------------	-----------	-------------

# Caterham Roadsport Challenge B RACE 1

## RACE CLASSIFICATION - RACE 2

POS	NO	CL	NAME	NAT	CAR	TIME	LAPS	GAP	MPH	BEST
1	24	B	Neil FLETCHER		Caterham	21:44.716	12		86.89	1:47.317
2	27	B	Mike BLACKADDER		Caterham	21:45.032	12	0.316	86.87	1:47.089
3	18	B	John AYLOTT		Caterham	21:54.072	12	9.356	86.27	1:47.092
4	75	B	Howard PESSALL		Caterham	21:54.554	12	9.838	86.24	1:47.920
5	69	B	John RATLEDGE		Caterham	22:02.910	12	18.194	85.69	1:48.088
6	7	B	Bill ADDISON		Caterham	22:03.248	12	18.532	85.67	1:48.650
7	6	B	Gary BROWN		Caterham	22:04.156	12	19.440	85.61	1:48.785
8	19	B	Roger NORRIS		Caterham	22:09.698	12	24.982	85.26	1:48.006
9	77	B	Stephen GREAVES		Caterham	22:10.027	12	25.311	85.24	1:48.760
10	15	B	Andrew BEAUMONT		Caterham	22:25.400	12	40.684	84.26	1:48.447
11	42	B	David YU		Caterham	22:27.402	12	42.686	84.14	1:49.363
12	3	B	Darryl McNEY		Caterham	22:27.549	12	42.833	84.13	1:49.939
13	99	B	Anthony DI LORENZO		Caterham	22:28.306	12	43.590	84.08	1:49.607
14	47	B	Matt LOUTH		Caterham	22:28.499	12	43.783	84.07	1:49.083
15	4	B	Stuart DIXON		Caterham	22:39.370	12	54.654	83.40	1:50.210
16	33	B	Anthony POOLE		Caterham	22:39.969	12	55.253	83.36	1:50.399
17	5	B	Ian ATKINSON		Caterham	22:40.295	12	55.579	83.34	1:50.803
18	8	B	Rob WINROW		Caterham	22:41.876	12	57.160	83.24	1:50.326
19	44	B	Merlin INKLEY		Caterham	22:44.686	12	59.970	83.07	1:49.789
20	30	B	Matthew PORTER		Caterham	22:48.571	12	1:03.855	82.84	1:49.969
21	2	B	Ron JOHNSON		Caterham	22:53.950	12	1:09.234	82.51	1:50.001
22	40	B	Richard STANSFIELD		Caterham	22:54.248	12	1:09.532	82.49	1:51.108
23	14	B	Andrew MacINTOSH		Caterham	23:17.850	12	1:33.134	81.10	1:52.144

### NOT CLASSIFIED

9	B	Jim TATCHELL	Caterham	11:07.240	6	D.N.F.	85.00	1:48.538
1	B	Robert THOMAS	Caterham	2:13.606	1	D.N.F.	71.17	2:13.606

### FASTEST LAP

27	B	Mike BLACKADDER	Caterham	1:47.089	8	88.17mph	141.89kph
----	---	-----------------	----------	----------	---	----------	-----------

Weather / Track : Sunny / Dry  
 These results are provisional until the conclusion of any judicial and technical matters.

Brands Hatch  
 Circuit Length = 2.6228 miles.  
 Start: 16:46 End: 17:08

Clerk Of Course:	Stewards:	Timekeeper:
------------------	-----------	-------------

# Caterham Roadsport Challenge B RACE 1

## RACE CLASSIFICATION - RACE 2 - LAP CHART

Lap 1			Lap 2			Lap 3			Lap 4			Lap 5		
No	Behind	Laptime	No	Behind	Laptime	No	Behind	Laptime	No	Behind	Laptime	No	Behind	Laptime
27		1:54.989	27		1:50.076	24		1:48.297	24		1:47.972	24		1:47.976
18	0.072	1:55.061	24	0.142	1:49.870	27	0.176	1:48.615	27	0.424	1:48.220	27	0.979	1:48.531
24	0.348	1:55.337	18	0.318	1:50.322	18	0.351	1:48.472	18	0.729	1:48.350	18	1.045	1:48.292
75	2.889	1:57.878	75	1.448	1:48.635	75	1.114	1:48.105	75	2.310	1:49.168	75	2.406	1:48.072
6	3.944	1:58.933	7	3.905	1:49.917	7	5.139	1:49.673	7	6.538	1:49.371	7	7.942	1:49.380
7	4.064	1:59.053	6	4.533	1:50.665	6	5.562	1:49.468	6	6.720	1:49.130	6	8.474	1:49.730
19	5.573	2:00.562	19	5.150	1:49.653	19	5.785	1:49.074	19	7.076	1:49.263	19	8.815	1:49.715
9	6.259	2:01.248	9	6.131	1:49.948	9	6.764	1:49.072	9	7.916	1:49.124	9	9.250	1:49.310
69	8.206	2:03.195	69	8.575	1:50.445	69	8.934	1:48.798	69	10.016	1:49.054	69	10.376	1:48.336
77	8.616	2:03.605	77	9.290	1:50.750	77	10.502	1:49.651	77	12.320	1:49.790	77	14.066	1:49.722
5	9.704	2:04.693	5	11.047	1:51.419	42	14.988	1:51.664	42	18.144	1:51.128	42	21.353	1:51.185
42	11.031	2:06.020	42	11.763	1:50.808	5	15.191	1:52.583	5	18.324	1:51.105	5	21.625	1:51.277
47	11.756	2:06.745	99	13.671	1:51.240	99	15.743	1:50.511	3	19.827	1:51.188	3	22.149	1:50.298
99	12.507	2:07.496	3	14.741	1:52.200	3	16.611	1:50.309	99	20.318	1:52.547	15	23.016	1:48.447
3	12.617	2:07.606	47	14.883	1:53.203	47	18.504	1:52.060	15	22.545	1:48.787	99	23.758	1:51.416
8	13.366	2:08.355	4	17.815	1:54.360	15	21.730	1:49.853	47	22.669	1:52.137	47	26.025	1:51.332
4	13.531	2:08.520	44	19.173	1:54.035	44	23.490	1:52.756	4	27.156	1:51.547	4	31.151	1:51.971
44	15.214	2:10.203	8	19.931	1:56.641	4	23.581	1:54.205	44	28.717	1:53.199	30	34.149	1:52.472
30	15.470	2:10.459	15	20.316	1:53.296	8	23.954	1:52.462	8	29.557	1:53.575	33	34.249	1:52.103
33	16.248	2:11.237	2	20.541	1:54.250	30	24.171	1:51.968	30	29.653	1:53.454	44	34.586	1:53.845
2	16.367	2:11.356	30	20.642	1:55.248	2	24.670	1:52.568	33	30.122	1:52.860	8	34.613	1:53.032
15	17.096	2:12.085	33	20.902	1:54.730	33	25.234	1:52.771	2	31.091	1:54.393	2	35.276	1:52.161
14	17.134	2:12.123	14	22.364	1:55.306	14	27.266	1:53.341	14	32.494	1:53.200	14	37.768	1:53.250
40	18.285	2:13.274	40	23.567	1:55.358	40	28.073	1:52.945	40	33.178	1:53.077	40	37.983	1:52.781
1	18.617	2:13.606												

**Caterham Roadsport Challenge B RACE 1**  
**RACE CLASSIFICATION - RACE 2 - LAP CHART**  
 (contd.)

Lap 6			Lap 7			Lap 8			Lap 9			Lap 10		
No	Behind	Laptime	No	Behind	Laptime	No	Behind	Laptime	No	Behind	Laptime	No	Behind	Laptime
24		1:47.956	24		1:47.912	24		1:47.317	24		1:47.540	24		1:48.900
27	0.220	1:47.197	18	0.446	1:47.575	27	0.372	1:47.089	27	0.295	1:47.463	27	0.015	1:48.620
18	0.783	1:47.694	27	0.600	1:48.292	18	0.824	1:47.695	18	0.376	1:47.092	18	8.254	1:56.778
75	2.823	1:48.373	75	4.462	1:49.551	75	6.939	1:49.794	75	9.292	1:49.893	75	9.378	1:48.986
7	8.636	1:48.650	7	9.527	1:48.803	7	11.926	1:49.716	7	13.735	1:49.349	7	14.452	1:49.617
19	9.505	1:48.646	69	12.701	1:49.450	19	13.861	1:48.353	69	15.671	1:49.301	69	15.925	1:49.154
6	9.668	1:49.150	19	12.825	1:51.232	69	13.910	1:48.526	6	16.735	1:49.319	6	16.861	1:49.026
9	9.832	1:48.538	6	13.014	1:51.258	6	14.956	1:49.259	77	22.338	1:49.908	77	22.654	1:49.216
69	11.163	1:48.743	77	17.716	1:50.011	77	19.970	1:49.571	19	23.798	1:57.477	19	22.904	1:48.006
77	15.617	1:49.507	15	28.865	1:51.295	15	30.605	1:49.057	15	31.903	1:48.838	15	31.987	1:48.984
42	23.961	1:50.564	3	29.420	1:51.456	42	31.699	1:49.363	42	36.292	1:52.133	42	38.117	1:50.725
15	25.482	1:50.422	42	29.653	1:53.604	3	32.182	1:50.079	3	36.410	1:51.768	3	38.234	1:50.724
3	25.876	1:51.683	99	30.700	1:52.364	99	32.990	1:49.607	99	36.530	1:51.080	99	38.495	1:50.865
99	26.248	1:50.446	47	33.358	1:51.438	47	36.309	1:50.268	47	39.347	1:50.578	47	40.442	1:49.995
47	29.832	1:51.763	5	38.462	1:52.923	4	43.547	1:52.343	4	46.633	1:50.626	4	48.952	1:51.219
5	33.451	1:59.782	4	38.521	1:52.447	5	43.654	1:52.509	5	47.125	1:51.011	5	49.028	1:50.803
4	33.986	1:50.791	33	39.956	1:50.881	33	43.797	1:51.158	33	47.656	1:51.399	33	49.483	1:50.727
33	36.987	1:50.694	8	41.591	1:51.052	8	45.009	1:50.735	8	48.023	1:50.554	8	50.427	1:51.304
8	38.451	1:51.794	2	43.218	1:51.445	2	45.902	1:50.001	2	48.831	1:50.469	2	50.635	1:50.704
2	39.685	1:52.365	44	44.283	1:51.739	44	48.033	1:51.067	44	50.650	1:50.157	44	51.539	1:49.789
44	40.456	1:53.826	14	46.208	1:52.144	14	51.451	1:52.560	30	54.397	1:50.423	30	55.775	1:50.278
14	41.976	1:52.164	40	46.423	1:51.940	30	51.514	1:51.880	40	55.887	1:51.158	40	58.473	1:51.486
40	42.395	1:52.368	30	46.951	1:49.969	40	52.269	1:53.163	14	56.707	1:52.796	14	1:17.164	2:09.357
30	44.894	1:58.701												

**Caterham Roadsport Challenge B RACE 1**  
**RACE CLASSIFICATION - RACE 2 - LAP CHART**  
 (contd.)

Lap 11			Lap 12			Lap 13			Lap 14			Lap 15		
No	Behind	Laptime	No	Behind	Laptime	No	Behind	Laptime	No	Behind	Laptime	No	Behind	Laptime
24		1:48.134	24		1:47.505									
27	0.113	1:48.232	27	0.316	1:47.708									
18	8.397	1:48.277	18	9.356	1:48.464									
75	9.164	1:47.920	75	9.838	1:48.179									
7	15.827	1:49.509	69	18.194	1:49.820									
69	15.879	1:48.088	7	18.532	1:50.210									
6	17.512	1:48.785	6	19.440	1:49.433									
19	23.550	1:48.780	19	24.982	1:48.937									
77	24.056	1:49.536	77	25.311	1:48.760									
15	35.722	1:51.869	15	40.684	1:52.467									
42	40.289	1:50.306	42	42.686	1:49.902									
3	40.399	1:50.299	3	42.833	1:49.939									
99	40.718	1:50.357	99	43.590	1:50.377									
47	41.391	1:49.083	47	43.783	1:49.897									
4	51.028	1:50.210	4	54.654	1:51.131									
33	51.748	1:50.399	33	55.253	1:51.010									
5	51.844	1:50.950	5	55.579	1:51.240									
8	52.619	1:50.326	8	57.160	1:52.046									
44	54.961	1:51.556	44	59.970	1:52.514									
30	1:00.188	1:52.547	30	1:03.855	1:51.172									
2	1:04.233	2:01.732	2	1:09.234	1:52.506									
40	1:05.929	1:55.590	40	1:09.532	1:51.108									
14	1:23.685	1:54.655	14	1:33.134	1:56.954									

# Caterham Roadsport Challenge B RACE 1

## GRID - RACE 8

ROW 13	1	THOMAS	
ROW 12		14	MacINTOSH
		9	TATCHELL
ROW 11	2	JOHNSON	40
		STANSFIELD	
ROW 10		44	INKLEY
		30	PORTER
ROW 9	5	ATKINSON	8
		WINROW	
ROW 8		4	DIXON
		33	POOLE
ROW 7	99	DI LORENZO	47
		LOUTH	
ROW 6		42	YU
		3	McNEY
ROW 5	77	GREAVES	15
		BEAUMONT	
ROW 4		6	BROWN
		19	NORRIS
ROW 3	69	RATLEDGE	7
		ADDISON	
ROW 2		18	AYLOTT
		75	PESSALL
ROW 1	24	FLETCHER	27
		BLACKADDER	
		POLE	

Weather / Track : Sunny / Dry

These results are provisional until the conclusion of any judicial and technical matters.

Brands Hatch  
Circuit Length = 2.6228 miles.  
Start: 16:46 End: 17:08

Clerk Of Course:	Stewards:	Timekeeper:
------------------	-----------	-------------

## Caterham Roadsport Challenge B RACE 2

### RACE CLASSIFICATION - RACE 8

POS	NO	CL	NAME	NAT	CAR	TIME	LAPS	GAP	MPH	BEST
1	27	B	Mike BLACKADDER		Caterham	16:54.295	9		83.84	1:50.036
2	15	B	Andrew BEAUMONT		Caterham	17:01.644	9	7.349	83.24	1:50.243
3	7	B	Bill ADDISON		Caterham	17:02.320	9	8.025	83.19	1:51.154
4	69	B	John RATLEDGE		Caterham	17:03.537	9	9.242	83.09	1:51.010
5	75	B	Howard PESSALL		Caterham	17:04.278	9	9.983	83.03	1:50.614
6	42	B	David YU		Caterham	17:05.254	9	10.959	82.95	1:51.094
7	19	B	Roger NORRIS		Caterham	17:06.824	9	12.529	82.82	1:50.896
8	77	B	Stephen GREAVES		Caterham	17:07.463	9	13.168	82.77	1:50.973
9	6	B	Gary BROWN		Caterham	17:10.963	9	16.668	82.49	1:51.921
10	5	B	Ian ATKINSON		Caterham	17:16.264	9	21.969	82.07	1:51.950
11	3	B	Darryl McNEY		Caterham	17:26.747	9	32.452	81.24	1:52.944
12	33	B	Anthony POOLE		Caterham	17:29.054	9	34.759	81.07	1:52.467
13	99	B	Anthony DI LORENZO		Caterham	17:30.296	9	36.001	80.97	1:53.205
14	30	B	Matthew PORTER		Caterham	17:30.870	9	36.575	80.93	1:52.992
15	1	B	Robert THOMAS		Caterham	17:31.122	9	36.827	80.91	1:51.316
16	9	B	Jim TATCHELL		Caterham	17:31.844	9	37.549	80.85	1:52.911
17	4	B	Stuart DIXON		Caterham	17:33.556	9	39.261	80.72	1:51.787
18	47	B	Matt LOUTH		Caterham	17:46.973	9	52.678	79.70	1:54.591
19	44	B	Merlin INKLEY		Caterham	17:48.113	9	53.818	79.62	1:54.081
20	40	B	Richard STANSFIELD		Caterham	17:48.238	9	53.943	79.61	1:54.427
21	2	B	Ron JOHNSON		Caterham	18:01.398	9	1:07.103	78.64	1:56.538
22	14	B	Andrew MacINTOSH		Caterham	18:35.237	9	1:40.942	76.25	2:00.724

#### NOT CLASSIFIED

24	B	Neil FLETCHER		Caterham	15:00.326	8	D.N.F.	83.97	1:50.523
18	B	John AYLOTT		Caterham	7:35.392	4	D.N.F.	83.08	1:50.424
8	B	Rob WINROW		Caterham	8:00.705	4	D.N.F.	78.70	1:56.479

#### FASTEST LAP

27	B	Mike BLACKADDER		Caterham	1:50.036	6	85.80mph	138.09kph
----	---	-----------------	--	----------	----------	---	----------	-----------

Weather / Track : Cloudy / Wet

These results are provisional until the conclusion of any judicial and technical matters.

Brands Hatch

Circuit Length = 2.6228 miles.

Start: 14:29 End: 14:46

Clerk Of Course:	Stewards:	Timekeeper:
------------------	-----------	-------------

## Caterham Roadsport Challenge B RACE 2

### RACE CLASSIFICATION - RACE 8 - LAP CHART

Lap 1			Lap 2			Lap 3			Lap 4			Lap 5		
No	Behind	Laptime	No	Behind	Laptime	No	Behind	Laptime	No	Behind	Laptime	No	Behind	Laptime
24		2:00.480	24		1:53.062	24		1:50.768	24		1:50.801	24		1:51.731
75	1.858	2:02.338	18	0.516	1:51.667	18	0.658	1:50.910	18	0.281	1:50.424	27	0.589	1:50.823
18	1.911	2:02.391	27	0.796	1:51.262	27	0.978	1:50.950	27	1.497	1:51.320	7	5.879	1:53.500
27	2.596	2:03.076	75	2.763	1:53.967	7	3.265	1:51.154	7	4.110	1:51.646	15	10.837	1:53.887
7	3.005	2:03.485	7	2.879	1:52.936	69	6.212	1:53.410	15	8.681	1:52.611	69	11.047	1:54.098
42	3.031	2:03.511	69	3.570	1:53.089	42	6.252	1:53.341	69	8.680	1:53.269	75	11.812	1:53.257
19	3.233	2:03.713	42	3.679	1:53.710	75	6.851	1:54.856	42	9.144	1:53.693	19	11.989	1:53.815
69	3.543	2:04.023	19	4.344	1:54.173	15	6.871	1:53.018	19	9.905	1:53.544	42	12.296	1:54.883
15	4.885	2:05.365	15	4.621	1:52.798	19	7.162	1:53.586	75	10.286	1:54.236	5	13.048	1:54.130
6	5.145	2:05.625	77	6.355	1:53.845	77	8.038	1:52.451	5	10.649	1:51.950	77	13.526	1:54.320
77	5.572	2:06.052	5	7.758	1:54.250	5	9.500	1:52.510	77	10.937	1:53.700	6	13.911	1:54.034
3	6.556	2:07.036	6	7.820	1:55.737	6	10.345	1:53.293	6	11.608	1:52.064	99	24.015	1:58.853
5	6.570	2:07.050	3	8.415	1:54.921	99	12.518	1:54.333	99	16.893	1:55.176	3	24.676	1:59.507
99	7.465	2:07.945	99	8.953	1:54.550	3	13.166	1:55.519	3	16.900	1:54.535	30	28.145	1:55.756
8	8.721	2:09.201	8	12.975	1:57.316	8	19.916	1:57.709	30	24.120	1:54.801	9	28.232	1:54.786
47	10.625	2:11.105	30	14.767	1:57.053	30	20.120	1:56.121	9	25.177	1:55.538	33	28.836	1:52.952
30	10.776	2:11.256	47	15.135	1:57.572	9	20.440	1:55.619	8	25.594	1:56.479	4	31.729	1:55.929
9	11.200	2:11.680	9	15.589	1:57.451	4	21.371	1:56.009	47	27.442	1:56.371	1	32.930	1:56.116
4	12.303	2:12.783	4	16.130	1:56.889	47	21.872	1:57.505	4	27.531	1:56.961	47	34.559	1:58.848
44	13.337	2:13.817	44	17.760	1:57.485	44	23.624	1:56.632	33	27.615	1:54.428	44	37.841	1:59.237
40	14.055	2:14.535	40	18.228	1:57.235	40	23.953	1:56.493	1	28.545	1:55.029	40	38.117	1:58.977
1	14.689	2:15.169	33	19.081	1:55.861	33	23.988	1:55.675	44	30.335	1:57.512	2	44.365	1:58.029
33	16.282	2:16.762	1	19.217	1:57.590	1	24.317	1:55.868	40	30.871	1:57.719	14	58.520	2:02.243
2	17.052	2:17.532	2	24.111	2:00.121	2	31.937	1:58.594	2	38.067	1:56.931			
14	17.939	2:18.419	14	25.601	2:00.724	14	36.539	2:01.706	14	48.008	2:02.270			

**Caterham Roadsport Challenge B RACE 2**  
**RACE CLASSIFICATION - RACE 8 - LAP CHART**  
 (contd.)

Lap 6			Lap 7			Lap 8			Lap 9			Lap 10		
No	Behind	Laptime	No	Behind	Laptime	No	Behind	Laptime	No	Behind	Laptime	No	Behind	Laptime
27		1:50.036	27		1:52.305	27		1:50.539	27		1:53.984			
24	0.049	1:50.674	24	0.031	1:52.287	24	0.015	1:50.523	15	7.349	1:51.692			
7	10.024	1:54.770	15	8.936	1:50.243	15	9.641	1:51.244	7	8.025	1:51.458			
15	10.998	1:50.786	7	9.376	1:51.657	7	10.551	1:51.714	69	9.242	1:51.010			
69	12.392	1:51.970	69	11.462	1:51.375	75	12.206	1:50.614	75	9.983	1:51.761			
75	12.695	1:51.508	75	12.131	1:51.741	69	12.216	1:51.293	42	10.959	1:51.969			
19	13.010	1:51.646	19	12.257	1:51.552	19	12.614	1:50.896	19	12.529	1:53.899			
42	13.215	1:51.544	42	12.419	1:51.509	42	12.974	1:51.094	77	13.168	1:53.225			
5	14.412	1:51.989	77	13.493	1:51.250	77	13.927	1:50.973	6	16.668	1:52.928			
77	14.548	1:51.647	5	14.192	1:52.085	6	17.724	1:52.924	5	21.969	1:58.134			
6	15.723	1:52.437	6	15.339	1:51.921	5	17.819	1:54.166	3	32.452	1:52.944			
99	26.595	1:53.205	99	28.743	1:54.453	3	33.492	1:55.118	33	34.759	1:54.718			
3	27.034	1:52.983	3	28.913	1:54.184	33	34.025	1:52.577	99	36.001	1:55.460			
30	31.654	1:54.134	33	31.987	1:52.467	99	34.525	1:56.321	30	36.575	1:55.501			
33	31.825	1:53.614	30	32.605	1:53.256	30	35.058	1:52.992	1	36.827	1:55.170			
9	31.938	1:54.331	9	32.872	1:53.239	9	35.244	1:52.911	9	37.549	1:56.289			
4	34.733	1:53.629	1	34.864	1:52.341	1	35.641	1:51.316	4	39.261	1:56.487			
1	34.828	1:52.523	4	35.510	1:53.082	4	36.758	1:51.787	47	52.678	2:01.235			
47	38.525	1:54.591	47	40.839	1:54.619	47	45.427	1:55.127	44	53.818	1:57.299			
44	41.297	1:54.081	44	45.453	1:56.461	44	50.503	1:55.589	40	53.943	1:57.195			
40	41.919	1:54.427	40	45.576	1:55.962	40	50.732	1:55.695	2	1:07.103	1:58.785			
2	50.278	1:56.538	2	55.098	1:57.125	2	1:02.302	1:57.743	14	1:40.942	2:04.288			
14	1:09.568	2:01.673	14	1:19.612	2:02.349	14	1:30.638	2:01.565						

# TMS Sports 2000 Duratec Championship

## QUALIFYING - RACE 6 - AMENDED

POS	NO	CL	NAME	NAT	CAR	TIME	LAPS	GAP	MPH
1	12	A	Nick JOHNSON		Van Diemen RF02	1:31.338	7		103.37
2	2	B	Colin RODGERS		Lola T88/90	1:33.898	12	2.560	100.55
3	34	A	Louis JONES		Royale RP37	1:33.923	12	2.585	100.53
4	88	B	Tim MATTHEWS		Gunn TS6	1:34.015	12	2.677	100.43
5	1	A	Anthony WILDS		Tiga SC85	1:34.080	10	2.742	100.36
6	15	I	Guy ELLIS		Carbir	1:36.009	11	4.671	98.34
7	47	I	James BARCLAY		Swift DB2	1:36.243	12	4.905	98.10
8	4	B	Nick BATES		Lola T87/90	1:36.311	12	4.973	98.03
9	72	I	Jonathan LOADER		Crossle 42S	1:36.535	10	5.197	97.81
10	39	I	Mike TURNER		Lola T88/90	1:37.001	12	5.663	97.34
11	20	I	Keith NORMAN		Tiga SC80	1:37.604	11	6.266	96.73
12	7	I	Mike BOHLING		Shrike P15	1:38.431	12	7.093	95.92
13	31	I	Neil DUKE		Tiga SC79	1:38.711	8	7.373	95.65
14	27	I	Harry CHAPMAN		Lola T598	1:38.781	12	7.443	95.58
15	24	A	Ian DOBLE		Carbir	1:39.163	12	7.825	95.21
16	83	I	Charles SCAMMELL		Tiga SC87	1:39.402	9	8.064	94.98
17	3	I	Colin FEYERABEND		Lola T90/90	1:39.951	7	8.613	94.46
18	21	I	Jonas QUARNSTROM		Shrike 86	1:40.183	10	8.845	94.24
19	25	I	Mark MARSH		Lola T-590	1:40.418	11	9.080	94.02
20	17	I	Mike JOHNS		Van Diemen RF02	1:40.608	11	9.270	93.85
21	41	A	Dennis PAULINA		Van Diemen RF02	1:40.694	5	9.356	93.77
22	33	I	Chris SNOWDON		Royale RP42	1:40.700	12	9.362	93.76
23	56	I	Tony MARYON		Lola T492	1:41.598	11	10.260	92.93
24	37	I	Anthony BETHWAITE		Robinson	1:42.328	10	10.990	92.27
25	14	I	Kevin CLIFFORD		Shrike P16	1:42.436	11	11.098	92.17
26	23	I	Alan TOMKINS		Lola T-592 S	1:42.537	10	11.199	92.08
27	16	I	Richard COOKE		Shrike P15	1:43.032	9	11.694	91.64
28	10	I	Tom MILLS		March 81S	1:43.252	4	11.914	91.44
29	96	I	Mira FEYERABEND		Tiga SC79	1:43.841	11	12.503	90.92
30	82	C	Owen WHITHAM		Lola TS92S	1:44.285	9	12.947	90.54
31	38	C	Lew WRIGHT		Tiga SC79	1:44.575	8	13.237	90.29
32	49	I	Gary MARSH		Tiga SC81	1:46.027	11	14.689	89.05
33	26	I	Graham STOTEN		Lola T86/90	1:48.029	10	16.691	87.40
34	11	I	Paul CROCKER		Shrike P15	1:49.342	10	18.004	86.35
35	53	I	John LAWRENCE		Lola T590	1:49.953	11	18.615	85.87
36	29	I	Alan GIBBINS		Lola T590	1:55.678	5	24.340	81.62
37	63	A	Patrick MURPHY		Gunn TS7	2:14.488	1	43.150	70.20
38	36	I	Lee BALDWIN		Shrike P16	3:06.915	1	1:35.577	50.51

Weather / Track : Bright/ Dry

These results are provisional until the conclusion of any judicial and technical matters.

Brands Hatch

Circuit Length = 2.6228 miles.

Start: 10:15 End: 10:35

Clerk Of Course:	Stewards:	Timekeeper:
------------------	-----------	-------------

# TMS Sports 2000 Duratec Championship

## QUALIFYING - LAP ANALYSIS

<b>1</b>	<b>Anthony WILDS</b>	Tiga SC85	
1 -	2:26.320	6 - 1:38.654	
2 -	1:46.146	7 - 1:39.440	
3 -	1:40.868	8 - 2:59.735P	
4 -	1:39.977	9 - 1:46.503	
5 -	1:39.527	10 - <b>1:34.080</b>	
<b>2</b>	<b>Colin RODGERS</b>	Lola T88/90	
1 -	2:51.861	6 - 1:55.168	11 - 1:53.082
2 -	1:42.514	7 - 1:38.850	12 - <b>1:33.898</b>
3 -	1:37.681	8 - 1:37.057	
4 -	1:38.399	9 - 1:36.710	
5 -	1:46.070	10 - 1:34.633	
<b>3</b>	<b>Colin FEYERABEND</b>	Lola T90/90	
1 -	2:09.046	6 - 1:42.090	
2 -	1:44.655	7 - 2:44.809P	
3 -	1:42.039		
4 -	<b>1:39.951</b>		
5 -	1:40.787		
<b>4</b>	<b>Nick BATES</b>	Lola T87/90	
1 -	2:58.150	6 - 1:38.729	11 - 1:38.515
2 -	1:51.528	7 - 1:37.735	12 - <b>1:36.311</b>
3 -	1:42.780	8 - 1:37.321	
4 -	1:42.428	9 - 1:40.254	
5 -	1:40.757	10 - 1:36.957	
<b>7</b>	<b>Mike BOHLING</b>	Shrike P15	
1 -	2:14.488	6 - 1:41.399	11 - 1:38.834
2 -	1:45.518	7 - 1:42.795	12 - <b>1:38.431</b>
3 -	1:42.544	8 - 1:40.120	
4 -	1:39.927	9 - 1:39.217	
5 -	1:39.487	10 - 1:39.604	
<b>10</b>	<b>Tom MILLS</b>	March 81S	
1 -	3:07.795		
2 -	1:52.155		
3 -	1:51.404		
4 -	<b>1:43.252</b>		
<b>11</b>	<b>Paul CROCKER</b>	Shrike P15	
1 -	3:14.281	6 - 1:53.013	
2 -	1:58.968	7 - 1:51.102	
3 -	1:53.756	8 - <b>1:49.342</b>	
4 -	1:54.473	9 - 1:51.930	
5 -	1:54.472	10 - 1:49.971	

# TMS Sports 2000 Duratec Championship

## QUALIFYING - LAP ANALYSIS

(contd.)

<b>12</b>	<b>Nick JOHNSON</b>	Van Diemen RF02
1 -	2:02.042	6 - 1:35.347
2 -	1:40.813	7 - <b>1:31.338</b>
3 -	1:38.712	
4 -	1:33.093	
5 -	1:33.117	
<b>14</b>	<b>Kevin CLIFFORD</b>	Shrike P16
1 -	2:49.502	6 - 1:43.912 11 - <b>1:42.436</b>
2 -	1:58.126	7 - 1:43.837
3 -	1:46.508	8 - 1:43.538
4 -	1:46.497	9 - 1:42.922
5 -	1:45.034	10 - 1:43.738
<b>15</b>	<b>Guy ELLIS</b>	Carbir
1 -	2:12.698	6 - 2:57.368P 11 - 1:37.153
2 -	1:44.766	7 - 1:42.834
3 -	1:40.291	8 - 1:36.874
4 -	1:38.065	9 - 1:36.812
5 -	1:37.594	10 - <b>1:36.009</b>
<b>16</b>	<b>Richard COOKE</b>	Shrike P15
1 -	2:50.273	6 - 1:44.246
2 -	4:51.585	7 - 1:44.965
3 -	1:50.862	8 - 1:43.823
4 -	1:45.641	9 - <b>1:43.032</b>
5 -	1:44.743	
<b>17</b>	<b>Mike JOHNS</b>	Van Diemen RF02
1 -	2:47.324	6 - 1:42.646 11 - 1:40.753
2 -	1:49.075	7 - 1:45.801
3 -	1:44.272	8 - 1:50.276
4 -	1:43.990	9 - 1:40.818
5 -	1:41.888	10 - <b>1:40.608</b>
<b>20</b>	<b>Keith NORMAN</b>	Tiga SC80
1 -	2:37.646	6 - 1:49.187 11 - 1:38.595
2 -	1:45.543	7 - 1:39.615
3 -	1:42.063	8 - 1:38.204
4 -	1:40.295	9 - 1:37.883
5 -	3:28.390P	10 - <b>1:37.604</b>
<b>21</b>	<b>Jonas QUARNSTROM</b>	Shrike 86
1 -	2:09.191	6 - 2:00.460
2 -	1:45.018	7 - 1:42.544
3 -	1:42.497	8 - 1:42.049
4 -	1:41.034	9 - <b>1:40.183</b>
5 -	4:36.085P	10 - 1:40.204

# TMS Sports 2000 Duratec Championship QUALIFYING - LAP ANALYSIS

(contd.)

<b>23</b>	<b>Alan TOMKINS</b>	Lola T-592 S	
1 -	5:41.796	6 - 1:44.845	
2 -	1:50.406	7 - <b>1:42.537</b>	
3 -	1:45.896	8 - 1:42.646	
4 -	1:45.829	9 - 1:42.719	
5 -	1:45.172	10 - 1:42.559	
<b>24</b>	<b>Ian DOBLE</b>	Carbir	
1 -	2:16.168	6 - 1:42.096	11 - 1:40.464
2 -	1:47.761	7 - 1:41.797	12 - 1:39.191
3 -	1:44.748	8 - 1:42.107	
4 -	1:44.227	9 - <b>1:39.163</b>	
5 -	1:41.899	10 - 1:40.843	
<b>25</b>	<b>Mark MARSH</b>	Lola T-590	
1 -	2:49.542	6 - 1:42.836	11 - 1:43.124
2 -	2:04.520	7 - 1:44.100	
3 -	1:53.630	8 - 1:41.770	
4 -	1:46.647	9 - <b>1:40.418</b>	
5 -	1:46.812	10 - 1:42.326	
<b>26</b>	<b>Graham STOTEN</b>	Lola T86/90	
1 -	2:49.229	6 - 1:49.920	
2 -	1:54.238	7 - <b>1:48.029</b>	
3 -	1:50.277	8 - 1:48.460	
4 -	1:50.065	9 - 2:48.870P	
5 -	1:48.988	10 - 1:55.300	
<b>27</b>	<b>Harry CHAPMAN</b>	Lola T598	
1 -	2:08.966	6 - 1:42.636	11 - <b>1:38.781</b>
2 -	1:46.936	7 - 1:40.830	12 - 1:38.793
3 -	1:44.891	8 - 1:39.728	
4 -	1:40.809	9 - 1:46.659	
5 -	1:41.359	10 - 1:38.884	
<b>29</b>	<b>Alan GIBBINS</b>	Lola T590	
1 -	2:42.717		
2 -	2:10.473		
3 -	2:02.718		
4 -	1:55.713		
5 -	<b>1:55.678</b>		
<b>31</b>	<b>Neil DUKE</b>	Tiga SC79	
1 -	2:49.640	6 - 1:43.148	
2 -	1:53.974	7 - 1:40.358	
3 -	1:43.001	8 - <b>1:38.711</b>	
4 -	1:42.021		
5 -	1:41.193		

# TMS Sports 2000 Duratec Championship

## QUALIFYING - LAP ANALYSIS

(contd.)

<b>33</b>	<b>Chris SNOWDON</b>	Royale RP42
1 - 2:31.295	6 - <b>1:40.700</b>	11 - 1:43.587
2 - 1:50.821	7 - 1:42.338	12 - 1:41.276
3 - 1:43.636	8 - 1:41.932	
4 - 1:41.901	9 - 1:41.073	
5 - 1:45.107	10 - 1:41.308	
<b>34</b>	<b>Louis JONES</b>	Royale RP37
1 - 2:19.597	6 - 1:35.315	11 - 1:34.130
2 - 1:41.384	7 - 1:35.885	12 - 1:35.284
3 - 2:02.996P	8 - 1:36.126	
4 - 1:45.451	9 - 1:34.494	
5 - 1:38.941	10 - <b>1:33.923</b>	
<b>36</b>	<b>Lee BALDWIN</b>	Shrike P16
1 - <b>3:06.915</b>		
<b>37</b>	<b>Anthony BETHWAITE</b>	Robinson
1 - 2:32.366	6 - <b>1:42.328</b>	
2 - 1:50.710	7 - 1:43.740	
3 - 1:47.679	8 - 1:42.490	
4 - 1:44.402	9 - 4:24.807P	
5 - 1:44.214	10 - 2:06.100	
<b>38</b>	<b>Lew WRIGHT</b>	Tiga SC79
1 - 2:10.621	6 - 1:45.613	
2 - 1:54.090	7 - <b>1:44.575</b>	
3 - 1:47.855	8 - 1:45.073	
4 - 1:48.598		
5 - 1:50.343		
<b>39</b>	<b>Mike TURNER</b>	Lola T88/90
1 - 2:20.353	6 - 1:41.785	11 - 1:37.167
2 - 1:44.131	7 - 1:40.269	12 - <b>1:37.001</b>
3 - 1:40.214	8 - 1:38.048	
4 - 1:40.440	9 - 1:37.379	
5 - 1:38.589	10 - 1:37.751	
<b>41</b>	<b>Dennis PAULINA</b>	Van Diemen RF02
1 - 2:01.772		
2 - <b>1:40.694</b>		
3 - 3:51.668P		
4 - 1:49.454		
5 - 1:43.115		

# TMS Sports 2000 Duratec Championship

## QUALIFYING - LAP ANALYSIS

(contd.)

<b>47</b>	<b>James BARCLAY</b>	Swift DB2
1 - 2:35.738	6 - 1:41.081	11 - <b>1:36.243</b>
2 - 1:45.555	7 - 1:40.040	12 - 1:36.617
3 - 1:40.986	8 - 1:43.398	
4 - 1:41.486	9 - 1:38.868	
5 - 1:45.720	10 - 1:39.274	
<b>49</b>	<b>Gary MARSH</b>	Tiga SC81
1 - 2:48.630	6 - 1:53.493	11 - <b>1:46.027</b>
2 - 2:08.009	7 - 1:50.765	
3 - 1:56.437	8 - 1:48.712	
4 - 1:50.450	9 - 1:48.848	
5 - 1:52.880	10 - 1:51.540	
<b>53</b>	<b>John LAWRENCE</b>	Lola T590
1 - 2:46.381	6 - 1:52.182	11 - 1:54.270
2 - 2:06.991	7 - <b>1:49.953</b>	
3 - 1:56.994	8 - 1:50.197	
4 - 1:52.719	9 - 1:50.799	
5 - 1:52.841	10 - 1:54.722	
<b>56</b>	<b>Tony MARYON</b>	Lola T492
1 - 2:49.848	6 - 1:43.876	11 - <b>1:41.598</b>
2 - 1:48.912	7 - 1:42.782	
3 - 1:46.231	8 - 1:46.396	
4 - 1:45.304	9 - 1:42.583	
5 - 1:44.949	10 - 1:42.918	
<b>63</b>	<b>Patrick MURPHY</b>	Gunn TS7
1 - <b>2:14.488</b>		
<b>72</b>	<b>Jonathan LOADER</b>	Crossle 42S
1 - 2:55.000	6 - 1:37.612	
2 - 4:50.210	7 - 1:38.277	
3 - 1:40.801	8 - 1:37.361	
4 - 1:37.643	9 - 1:36.646	
5 - 1:41.805	10 - <b>1:36.535</b>	
<b>82</b>	<b>Owen WHITHAM</b>	Lola TS92S
1 - 3:30.374	6 - 1:47.970	
2 - 2:27.684	7 - 1:44.620	
3 - 1:54.563	8 - <b>1:44.285</b>	
4 - 1:51.145	9 - 4:52.985	
5 - 1:53.222		

# TMS Sports 2000 Duratec Championship

## QUALIFYING - LAP ANALYSIS

(contd.)

<b>83</b>	<b>Charles SCAMMELL</b>	Tiga SC87	
1 -	2:08.835	6 -	1:52.417
2 -	1:49.661	7 -	1:40.688
3 -	1:45.934	8 -	<b>1:39.402</b>
4 -	1:50.420	9 -	1:40.543
5 -	6:01.090P		
<b>88</b>	<b>Tim MATTHEWS</b>	Gunn TS6	
1 -	2:58.316	6 -	1:37.989
2 -	1:48.378	7 -	1:36.468
3 -	1:38.168	8 -	1:36.994
4 -	1:36.813	9 -	1:35.502
5 -	1:36.968	10 -	<b>1:34.015</b>
11 -	1:37.619	12 -	1:34.550
<b>96</b>	<b>Mira FEYERABEND</b>	Tiga SC79	
1 -	2:16.410	6 -	1:45.147
2 -	1:50.445	7 -	1:45.437
3 -	1:48.989	8 -	1:45.160
4 -	1:49.483	9 -	1:45.004
5 -	1:48.540	10 -	<b>1:43.841</b>
		11 -	1:44.840

# TMS Sports 2000 Duratec Championship

## GRID - RACE 6 - AMENDED

ROW 19	63	MURPHY	36	BALDWIN	
ROW 18		53	LAWRENCE	29	GIBBINS
ROW 17	26	STOTEN	11	CROCKER	
ROW 16		38	WRIGHT	49	MARSH
ROW 15	96	FEYERABEND	82	WHITHAM	
ROW 14		16	COOKE	10	MILLS
ROW 13	14	CLIFFORD	23	TOMKINS	
ROW 12		56	MARYON	37	BETHWAITE
ROW 11	41	PAULINA	33	SNOWDON	
ROW 10		25	MARSH	17	JOHNS
ROW 9	3	FEYERABEND	21	QUARNSTROM	
ROW 8		24	DOBLE	83	SCAMMELL
ROW 7	31	DUKE	27	CHAPMAN	
ROW 6		20	NORMAN	7	BOHLING
ROW 5	72	LOADER	39	TURNER	
ROW 4		47	BARCLAY	4	BATES
ROW 3	1	WILDS	15	ELLIS	
ROW 2		34	JONES	88	MATTHEWS
ROW 1	12	JOHNSON	2	RODGERS	
<b>POLE</b>					

Weather / Track : Bright/ Dry  
 These results are provisional until the conclusion of any judicial and technical matters.

Brands Hatch  
 Circuit Length = 2.6228 miles.  
 Start: 10:15 End: 10:35

Clerk Of Course:	Stewards:	Timekeeper:
------------------	-----------	-------------

# TMS Sports 2000 Duratec Championship

## RACE CLASSIFICATION - RACE 6

POS	NO	CL	NAME	NAT	CAR	TIME	LAPS	GAP	MPH	BEST
1	12	A	Nick JOHNSON		Van Diemen RF02	17:56.072	10		87.80	1:45.229
2	34	A	Louis JONES		Royale RP37	18:31.030	10	34.958	85.04	1:47.702
3	47	I	James BARCLAY		Swift DB2	18:42.645	10	46.573	84.16	1:50.386
4	1	A	Anthony WILDS		Tiga SC85	18:47.390	10	51.318	83.81	1:47.990
5	27	I	Harry CHAPMAN		Lola T598	18:50.538	10	54.466	83.57	1:49.556
6	39	I	Mike TURNER		Lola T88/90	18:50.981	10	54.909	83.54	1:48.688
7	41	A	Dennis PAULINA		Van Diemen RF02	18:59.360	10	1:03.288	82.93	1:48.334
8	33	I	Chris SNOWDON		Royale RP42	19:01.629	10	1:05.557	82.76	1:51.019
9	10	I	Tom MILLS		March 81S	19:07.190	10	1:11.118	82.36	1:48.510
10	7	I	Mike BOHLING		Shrike P15	19:10.484	10	1:14.412	82.12	1:52.327
11	4	B	Nick BATES		Lola T87/90	19:15.509	10	1:19.437	81.77	1:52.935
12	14	I	Kevin CLIFFORD		Shrike P16	19:32.350	10	1:36.278	80.59	1:53.339
13	82	C	Owen WHITHAM		Lola TS92S	19:38.673	10	1:42.601	80.16	1:50.562
14	38	C	Lew WRIGHT		Tiga SC79	19:40.236	10	1:44.164	80.05	1:52.466
15	21	I	Jonas QUARNSTROM		Shrike 86	18:05.624	9	1 LAP	78.33	1:55.472
16	17	I	Mike JOHNS		Van Diemen RF02	18:34.752	9	1 LAP	76.29	1:58.289
17	25	I	Mark MARSH		Lola T-590	18:40.697	9	1 LAP	75.88	1:55.703
18	26	I	Graham STOTEN		Lola T86/90	19:08.465	9	1 LAP	74.05	2:02.981
19	96	I	Mira FEYERABEND		Tiga SC79	19:18.803	9	1 LAP	73.39	2:02.252
20	53	I	John LAWRENCE		Lola T590	19:34.621	9	1 LAP	72.40	2:05.963
21	29	I	Alan GIBBINS		Lola T590	19:55.001	9	1 LAP	71.16	2:07.228
22	11	I	Paul CROCKER		Shrike P15	19:57.260	9	1 LAP	71.03	2:05.452

### NOT CLASSIFIED

63	A	Patrick MURPHY		Gunn TS7	15:03.853	8	D.N.F.	83.64	1:47.536
36	I	Lee BALDWIN		Shrike P16	11:56.424	6	D.N.F.	79.17	1:53.455
37	I	Anthony BETHWAITE		Robinson	10:01.948	5	D.N.F.	78.54	1:54.976
3	I	Colin FEYERABEND		Lola T90/90	10:27.687	5	D.N.F.	75.32	2:00.027
49	I	Gary MARSH		Tiga SC81	9:14.466	4	D.N.F.	68.23	2:08.006
20	I	Keith NORMAN		Tiga SC80	8:58.149	2	D.N.F.	35.21	2:31.959
2	B	Colin RODGERS		Lola T88/90		0	D.N.F.	N/A	

### FASTEST LAP

12	A	Nick JOHNSON		Van Diemen RF02	1:45.229	9	89.72mph	144.40kph
10	I	Tom MILLS		March 81S	1:48.510	10	87.01mph	140.03kph
82	C	Owen WHITHAM		Lola TS92S	1:50.562	10	85.40mph	137.43kph
4	B	Nick BATES		Lola T87/90	1:52.935	8	83.60mph	134.55kph

Cars 15,24,31,56,72,83 & 88 took first green flag.

Weather / Track : Cloudy / Wet

These results are provisional until the conclusion of any judicial and technical matters.

Brands Hatch

Circuit Length = 2.6228 miles.

Start: 12:57 End: 13:15

Clerk Of Course:	Stewards:	Timekeeper:

# TMS Sports 2000 Duratec Championship

## RACE CLASSIFICATION - RACE 6 - LAP CHART

Lap 1			Lap 2			Lap 3			Lap 4			Lap 5		
No	Behind	Laptime	No	Behind	Laptime	No	Behind	Laptime	No	Behind	Laptime	No	Behind	Laptime
12		1:51.901	12		1:47.207	12		1:47.450	12		1:46.499	12		1:48.008
1	3.991	1:55.892	1	5.316	1:48.532	1	5.856	1:47.990	1	8.078	1:48.721	29	1 LAP	2:10.629
4	10.702	2:02.603	34	15.191	1:51.469	34	17.510	1:49.769	34	19.321	1:48.310	1	8.365	1:48.295
34	10.929	2:02.830	47	15.975	1:51.624	47	19.842	1:51.317	47	23.851	1:50.508	11	1 LAP	2:09.973
47	11.558	2:03.459	27	18.949	1:53.962	27	23.953	1:52.454	27	30.133	1:52.679	49	1 LAP	2:09.561
27	12.194	2:04.095	4	19.222	1:55.727	39	26.629	1:52.789	39	31.875	1:51.745	34	19.923	1:48.610
39	13.974	2:05.875	39	21.290	1:54.523	33	30.165	1:54.565	33	35.956	1:52.290	47	27.339	1:51.496
7	14.967	2:06.868	7	22.103	1:54.343	7	30.658	1:56.005	63	38.525	1:52.831	27	33.427	1:51.302
33	15.805	2:07.706	33	23.050	1:54.452	4	31.343	1:59.571	7	38.827	1:54.668	39	36.232	1:52.365
41	16.579	2:08.480	63	28.190	1:51.365	63	32.193	1:51.453	4	40.388	1:55.544	63	38.428	1:47.911
14	18.525	2:10.426	14	28.386	1:57.068	14	37.926	1:56.990	41	45.125	1:53.426	33	40.282	1:52.334
21	22.360	2:14.261	41	33.432	2:04.060	41	38.198	1:52.216	14	47.223	1:55.796	7	44.444	1:53.625
63	24.032	2:15.933	21	35.771	2:00.618	37	44.416	1:55.667	37	53.915	1:55.998	4	45.735	1:53.355
37	24.321	2:16.222	37	36.199	1:59.085	36	45.055	1:55.506	10	54.302	1:53.729	41	49.447	1:52.330
36	25.362	2:17.263	36	36.999	1:58.844	10	47.072	1:54.968	36	55.024	1:56.468	14	53.097	1:53.882
3	26.025	2:17.926	10	39.554	1:59.819	21	48.715	2:00.394	82	55.662	1:53.406	10	56.386	1:50.092
10	26.942	2:18.843	82	40.533	1:59.862	82	48.755	1:55.672	38	1:00.884	1:55.269	37	1:00.883	1:54.976
82	27.878	2:19.779	38	43.997	2:02.192	38	52.114	1:55.567	21	1:04.762	2:02.546	36	1:01.904	1:54.888
38	29.012	2:20.913	3	44.444	2:05.626	3	59.180	2:02.186	3	1:14.603	2:01.922	82	1:02.506	1:54.852
26	33.874	2:25.775	26	53.237	2:06.570	17	1:08.163	2:02.306	17	1:24.556	2:02.892	38	1:05.556	1:52.680
96	34.507	2:26.408	17	53.307	2:06.003	26	1:12.150	2:06.363	26	1:28.632	2:02.981	21	1:16.737	1:59.983
17	34.511	2:26.412	96	55.497	2:08.197	96	1:14.413	2:06.366	96	1:32.641	2:04.727	3	1:26.622	2:00.027
53	36.957	2:28.858	53	58.760	2:09.010	53	1:19.909	2:08.599	25	1:33.625	1:55.703	17	1:37.215	2:00.667
29	38.153	2:30.054	29	1:04.013	2:13.067	25	1:24.421	2:07.530	53	1:41.099	2:07.689	26	1:44.507	2:03.883
20	40.058	2:31.959	25	1:04.341	2:04.897	29	1:25.599	2:09.036	20	2 LAPS	6:26.190P	25	1:45.505	1:59.888
25	46.651	2:38.552	11	1:16.221	2:15.788	11	1:36.701	2:07.930				96	1:46.885	2:02.252
11	47.640	2:39.541	49	1:17.791	2:10.998	49	1:38.347	2:08.006						
49	54.000	2:45.901												

Cars 15,24,31,56,72,83 & 88 took first green flag.  
Weather / Track : Cloudy / Wet

Brands Hatch  
Circuit Length = 2.6228 miles.  
Start: 12:57 End: 13:15

**TMS Sports 2000 Duratec Championship**  
**RACE CLASSIFICATION - RACE 6 - LAP CHART**  
 (contd.)

Lap 6			Lap 7			Lap 8			Lap 9			Lap 10		
No	Behind	Laptime	No	Behind	Laptime	No	Behind	Laptime	No	Behind	Laptime	No	Behind	Laptime
12		1:47.633	12		1:48.577	12		1:46.953	12		1:45.229	12		1:46.615
1	14.030	1:53.298	25	1 LAP	1:58.320	17	1 LAP	2:00.548	17	1 LAP	1:58.289	21	1 LAP	1:57.098
53	1 LAP	2:09.620	26	1 LAP	2:05.800	25	1 LAP	2:00.136	34	32.429	1:47.702	34	34.958	1:49.144
34	24.766	1:52.476	96	1 LAP	2:05.199	34	29.956	1:51.754	25	1 LAP	1:57.493	17	1 LAP	1:58.908
29	1 LAP	2:11.696	1	20.361	1:54.908	1	31.021	1:57.613	1	40.733	1:54.941	25	1 LAP	1:58.178
47	31.150	1:51.444	34	25.155	1:48.966	26	1 LAP	2:07.144	47	42.336	1:50.386	47	46.573	1:50.852
11	1 LAP	2:09.103	47	33.521	1:50.948	47	37.179	1:50.611	27	51.525	1:50.115	1	51.318	1:57.200
27	37.965	1:52.171	53	1 LAP	2:09.303	96	1 LAP	2:08.536	39	52.836	1:50.734	27	54.466	1:49.556
63	38.331	1:47.536	63	38.125	1:48.371	63	39.625	1:48.453	26	1 LAP	2:06.009	39	54.909	1:48.688
39	40.895	1:52.296	27	43.208	1:53.820	27	46.639	1:50.384	33	1:00.164	1:51.019	41	1:03.288	1:49.150
33	44.772	1:52.123	39	44.268	1:51.950	39	47.331	1:50.016	41	1:00.753	1:48.334	33	1:05.557	1:52.008
7	50.961	1:54.150	29	1 LAP	2:11.645	33	54.374	1:52.384	96	1 LAP	2:09.970	10	1:11.118	1:48.510
4	52.514	1:54.412	33	48.943	1:52.748	41	57.648	1:50.072	7	1:08.572	1:52.327	26	1 LAP	2:03.940
41	52.758	1:50.944	41	54.529	1:50.348	53	1 LAP	2:09.170	10	1:09.223	1:49.011	7	1:14.412	1:52.455
14	1:00.573	1:55.109	7	55.421	1:53.037	7	1:01.474	1:53.006	4	1:12.061	1:53.823	4	1:19.437	1:53.991
10	1:01.290	1:52.537	4	57.485	1:53.548	4	1:03.467	1:52.935	53	1 LAP	2:06.409	96	1 LAP	2:07.148
36	1:07.726	1:53.455	11	1 LAP	2:13.646	10	1:05.441	1:49.793	14	1:27.552	1:55.558	14	1:36.278	1:55.341
82	1:08.233	1:53.360	10	1:02.601	1:49.888	29	1 LAP	2:11.908	29	1 LAP	2:09.738	53	1 LAP	2:05.963
38	1:10.923	1:53.000	14	1:05.335	1:53.339	14	1:17.223	1:58.841	38	1:38.313	1:56.460	82	1:42.601	1:50.562
21	1:27.512	1:58.408	38	1:18.690	1:56.344	11	1 LAP	2:09.754	82	1:38.654	1:51.325	38	1:44.164	1:52.466
17	1:48.309	1:58.727	82	1:28.699	2:09.043	38	1:27.082	1:55.345	11	1 LAP	2:06.073	29	1 LAP	2:07.228
			21	1:35.779	1:56.844	82	1:32.558	1:50.812				11	1 LAP	2:05.452
						21	1:44.298	1:55.472						

Cars 15,24,31,56,72,83 & 88 took first green flag.  
 Weather / Track : Cloudy / Wet

Brands Hatch  
 Circuit Length = 2.6228 miles.  
 Start: 12:57 End: 13:15

# Matador Tyres Radical BiDuro Championship

## QUALIFYING - RACE 4

POS	NO	CL	NAME	NAT	CAR	TIME	LAPS	GAP	MPH
1	89	SR	Chris STONEY		radical SR4 Clubsport	1:31.285	12		103.43
2	96	SR	Alexander MORTIMER		Radical SR4 Clubsport	1:31.596	12	0.311	103.08
3	99	SR	David OLDROYD		Radical SR4 Clubsport	1:31.935	11	0.650	102.70
4	5	SR	Duncan WILLIAMS		Radical SR4 Clubsport	1:32.306	12	1.021	102.29
5	90	SR	Jeremy FERGUSON		Radical SR4 Clubsport	1:32.557	12	1.272	102.01
6	17	C	Tim GREAVES		Radical Clubsport	1:32.567	7	1.282	102.00
7	3	SR	Tony FREEMAN		Radical SR4 Clubsport	1:32.767	12	1.482	101.78
8	12	C	Tim JONES		Radical Clubsport	1:32.941	13	1.656	101.59
9	7	SR	Adrian MARDLIN		Radical SR4 Clubsport	1:33.126	7	1.841	101.39
10	67	SR	Philip ABBOTT		Radical SR4 Clubsport	1:33.155	13	1.870	101.35
11	77	SR	James SAGGERS		Radical SR4 Clubsport	1:33.452	12	2.167	101.03
12	55	SR	Mick HYDE		Radical SR4 Clubsport	1:33.681	13	2.396	100.79
13	8	C	Mark SUTTERBY		Radical Clubsport	1:33.910	12	2.625	100.54
14	51	SR	Mick MERCER		Radical SR4 Clubsport	1:34.038	11	2.753	100.40
15	13	C	Simon GARMSTON		Radical Clubsport	1:34.559	12	3.274	99.85
16	35	C	Phillip GIBB		Radical Clubsport	1:34.940	12	3.655	99.45
17	50	SR	Michael KING		Radical SR4 Clubsport	1:35.012	12	3.727	99.37
18	21	C	Phil WAITE		Radical Clubsport	1:35.593	11	4.308	98.77
19	22	C	Jim GREENFIELD		Radical Clubsport	1:35.992	13	4.707	98.36
20	33	C	Charles CRAVEN		Radical Clubsport	1:36.019	11	4.734	98.33
21	15	C	Altay ALI		Radical Clubsport	1:36.557	12	5.272	97.78
22	20	C	Glenn STOKES		Radical Clubsport	1:38.936	12	7.651	95.43
23	44	C	Chris BROWN		Radical Clubsport	1:43.635	12	12.350	91.10
24	66	SR	Brian CASEY		Radical SR4 Clubsport	1:44.360	5	13.075	90.47

Car Nos 51 & 66 - NO TRANSPONDERS

Weather / Track : Sunny / Dry

These results are provisional until the conclusion of any judicial and technical matters.

Brands Hatch

Circuit Length = 2.6228 miles.

Start: 10:42 End: 11:02

Clerk Of Course:	Stewards:	Timekeeper:
------------------	-----------	-------------

## Matador Tyres Radical BiDuro Championship QUALIFYING - LAP ANALYSIS

<b>3</b>	<b>Tony FREEMAN</b>	Radical SR4 Clubsport
1 - 2:36.182	6 - 2:29.897P	11 - 1:33.067
2 - 1:48.105	7 - 1:39.819	12 - 1:35.164
3 - 1:35.625	8 - <b>1:32.767</b>	
4 - 1:34.009	9 - 1:33.355	
5 - 1:34.028	10 - 1:33.924	
<b>5</b>	<b>Duncan WILLIAMS</b>	Radical SR4 Clubsport
1 - 2:33.675	6 - 1:46.803	11 - 1:32.534
2 - 1:37.320	7 - <b>1:32.306</b>	12 - 1:47.770
3 - 1:34.087	8 - 1:41.855	
4 - 1:33.532	9 - 1:32.751	
5 - 1:32.400	10 - 1:37.477	
<b>7</b>	<b>Adrian MARDLIN</b>	Radical SR4 Clubsport
1 - 2:26.028	6 - 1:37.084	
2 - 1:37.263	7 - <b>1:33.126</b>	
3 - 1:36.047		
4 - 1:33.863		
5 - 1:34.291		
<b>8</b>	<b>Mark SUTTERBY</b>	Radical Clubsport
1 - 2:01.623	6 - 1:46.169	11 - 2:50.548P
2 - 1:44.640	7 - 1:35.598	12 - 1:55.791
3 - 1:42.189	8 - 1:35.495	
4 - 1:42.589	9 - <b>1:33.910</b>	
5 - 1:36.223	10 - 1:33.947	
<b>12</b>	<b>Tim JONES</b>	Radical Clubsport
1 - 2:06.239	6 - 1:33.768	11 - <b>1:32.941</b>
2 - 1:44.721	7 - 1:34.238	12 - 1:33.455
3 - 1:42.804	8 - 1:33.266	13 - 1:33.895
4 - 1:34.291	9 - 1:34.622	
5 - 1:33.544	10 - 1:33.897	
<b>13</b>	<b>Simon GARMSTON</b>	Radical Clubsport
1 - 2:34.656	6 - 1:36.800	11 - <b>1:34.559</b>
2 - 1:45.867	7 - 1:36.323	12 - 1:35.475
3 - 1:39.169	8 - 1:35.226	
4 - 1:39.271	9 - 1:35.713	
5 - 1:37.013	10 - 1:35.113	
<b>15</b>	<b>Altay ALI</b>	Radical Clubsport
1 - 2:05.074	6 - 1:37.570	11 - 1:36.959
2 - 1:42.003	7 - 1:36.925	12 - <b>1:36.557</b>
3 - 1:38.470	8 - 1:38.730	
4 - 1:37.638	9 - 1:37.118	
5 - 1:37.876	10 - 1:37.085	

# Matador Tyres Radical BiDuro Championship

## QUALIFYING - LAP ANALYSIS

(contd.)

<b>17</b>	<b>Tim GREAVES</b>	Radical Clubsport
1 - 1:56.877	6 - 1:33.039	
2 - 1:37.466	7 - <b>1:32.567</b>	
3 - 1:35.094		
4 - 1:40.076		
5 - 1:33.603		
<b>20</b>	<b>Glenn STOKES</b>	Radical Clubsport
1 - 2:37.546	6 - <b>1:38.936</b>	11 - 1:39.681
2 - 1:47.764	7 - 1:39.705	12 - 1:38.994
3 - 1:40.392	8 - 1:40.234	
4 - 1:39.215	9 - 1:40.672	
5 - 1:39.364	10 - 1:40.833	
<b>21</b>	<b>Phil WAITE</b>	Radical Clubsport
1 - 4:14.501	6 - 1:35.871	11 - 1:41.984
2 - 1:36.205	7 - 1:38.411	
3 - 1:36.943	8 - 1:35.836	
4 - 1:36.790	9 - <b>1:35.593</b>	
5 - 1:37.710	10 - 1:37.431	
<b>22</b>	<b>Jim GREENFIELD</b>	Radical Clubsport
1 - 2:05.249	6 - 1:36.460	11 - 1:36.576
2 - 1:41.152	7 - 1:36.299	12 - 1:36.287
3 - 1:36.903	8 - 1:36.169	13 - 1:37.541
4 - 1:36.646	9 - <b>1:35.992</b>	
5 - 1:36.723	10 - 1:36.200	
<b>33</b>	<b>Charles CRAVEN</b>	Radical Clubsport
1 - 2:48.214	6 - 3:09.304P	11 - <b>1:36.019</b>
2 - 1:44.161	7 - 1:46.132	
3 - 1:40.754	8 - 1:42.114	
4 - 1:38.361	9 - 1:40.204	
5 - 1:37.067	10 - 1:43.064	
<b>35</b>	<b>Phillip GIBB</b>	Radical Clubsport
1 - 2:00.861	6 - 1:36.487	11 - <b>1:34.940</b>
2 - 1:40.175	7 - 1:39.762	12 - 1:36.597
3 - 1:39.094	8 - 1:35.405	
4 - 1:38.025	9 - 1:35.708	
5 - 1:37.041	10 - 1:35.573	
<b>44</b>	<b>Chris BROWN</b>	Radical Clubsport
1 - 2:11.595	6 - 1:43.645	11 - <b>1:43.635</b>
2 - 1:46.245	7 - 1:44.703	12 - 1:46.171
3 - 1:45.191	8 - 1:44.193	
4 - 1:48.382	9 - 1:48.430	
5 - 1:45.939	10 - 1:43.954	

# Matador Tyres Radical BiDuro Championship

## QUALIFYING - LAP ANALYSIS

(contd.)

<b>50</b>	<b>Michael KING</b>	Radical SR4 Clubsport
1 -	2:27.589	6 - 1:36.042
2 -	1:46.547	7 - 1:35.791
3 -	1:38.480	8 - 1:36.984
4 -	1:37.733	9 - 1:35.318
5 -	1:36.807	10 - 1:35.522
		11 - <b>1:35.012</b>
		12 - 1:35.235
<b>51</b>	<b>Mick MERCER</b>	Radical SR4 Clubsport
1 -	3:42.992	6 - 1:34.520
2 -	1:37.347	7 - 1:34.318
3 -	1:35.905	8 - <b>1:34.038</b>
4 -	1:35.123	9 - 1:34.072
5 -	1:34.538	10 - 1:37.015
		11 - 1:34.761
<b>55</b>	<b>Mick HYDE</b>	Radical SR4 Clubsport
1 -	1:49.765	6 - 1:33.713
2 -	1:34.623	7 - 1:34.069
3 -	1:34.824	8 - 1:33.996
4 -	<b>1:33.681</b>	9 - 1:34.780
5 -	1:34.252	10 - 1:38.099
		11 - 1:47.577
		12 - 1:35.346
		13 - 1:34.328
<b>66</b>	<b>Brian CASEY</b>	Radical SR4 Clubsport
1 -	2:38.754	
2 -	X:00.000P	
3 -	1:55.118	
4 -	1:45.456	
5 -	<b>1:44.360</b>	
<b>67</b>	<b>Philip ABBOTT</b>	Radical SR4 Clubsport
1 -	1:55.094	6 - 1:34.130
2 -	1:38.607	7 - 1:34.039
3 -	1:35.305	8 - 1:34.009
4 -	1:34.371	9 - 1:33.579
5 -	1:33.666	10 - 1:39.450
		11 - 1:33.896
		12 - 1:34.413
		13 - <b>1:33.155</b>
<b>77</b>	<b>James SAGGERS</b>	Radical SR4 Clubsport
1 -	2:40.251	6 - 1:35.139
2 -	1:42.931	7 - 1:35.528
3 -	1:37.312	8 - 1:34.045
4 -	2:41.914P	9 - 1:34.532
5 -	1:39.656	10 - <b>1:33.452</b>
		11 - 1:34.243
		12 - 1:35.142
<b>89</b>	<b>Chris STONEY</b>	radical SR4 Clubsport
1 -	2:33.799	6 - 2:20.951P
2 -	1:39.141	7 - 1:45.736
3 -	1:33.186	8 - 1:31.878
4 -	1:33.070	9 - 1:46.436
5 -	1:32.339	10 - 1:32.784
		11 - 1:34.996
		12 - <b>1:31.285</b>

# Matador Tyres Radical BiDuro Championship


## QUALIFYING - LAP ANALYSIS

(contd.)

<b>90</b>	<b>Jeremy FERGUSON</b>	Radical SR4 Clubsport
1 - 2:05.586	6 - 2:19.947P	11 - <b>1:32.557</b>
2 - 1:37.505	7 - 1:39.075	12 - 1:33.154
3 - 1:35.160	8 - 1:33.153	
4 - 1:33.526	9 - 1:35.051	
5 - 1:32.576	10 - 1:33.693	
<b>96</b>	<b>Alexander MORTIMER</b>	Radical SR4 Clubsport
1 - 2:02.263	6 - <b>1:31.596</b>	11 - 1:39.033
2 - 1:35.149	7 - 2:19.881P	12 - 1:37.178
3 - 1:32.364	8 - 1:43.269	
4 - 1:33.475	9 - 1:31.633	
5 - 1:32.037	10 - 1:31.694	
<b>99</b>	<b>David OLDROYD</b>	Radical SR4 Clubsport
1 - 4:13.477	6 - 1:32.759	11 - 1:32.817
2 - 1:33.334	7 - 1:32.878	
3 - 2:23.618P	8 - 1:47.830	
4 - 1:38.255	9 - <b>1:31.935</b>	
5 - 1:32.840	10 - 1:34.589	

# Matador Tyres Radical BiDuro Championship

## GRID - RACE 4

ROW 12	44	BROWN	66	CASEY
ROW 11	15	ALI	20	STOKES
ROW 10	22	GREENFIELD	33	CRAVEN
ROW 9	50	KING	21	WAITE
ROW 8	13	GARMSTON	35	GIBB
ROW 7	8	SUTTERBY	51	MERCER
ROW 6	77	SAGGERS	55	HYDE
ROW 5	7	MARDLIN	67	ABBOTT
ROW 4	3	FREEMAN	12	JONES
ROW 3	90	FERGUSON	17	GREAVES
ROW 2	99	OLDROYD	5	WILLIAMS
ROW 1	89	STONEY	96	MORTIMER
<b>POLE</b>				
				

Weather / Track : Sunny / Dry

These results are provisional until the conclusion of any judicial and technical matters.

Brands Hatch

Circuit Length = 2.6228 miles.

Start: 10:42 End: 11:02

Clerk Of Course:	Stewards:	Timekeeper:
------------------	-----------	-------------

# Matador Tyres Radical BiDuro Championship

## RACE CLASSIFICATION - RACE 4

POS	NO	CL	NAME	NAT	CAR	TIME	LAPS	GAP	MPH	BEST
1	96	SR	Alexander MORTIMER		Radical SR4 Clubsport	21:43.293	12		86.98	1:46.942
2	89	SR	Chris STONEY		radical SR4 Clubsport	21:58.995	12	15.702	85.95	1:46.741
3	99	SR	David OLDROYD		Radical SR4 Clubsport	22:01.333	12	18.040	85.80	1:47.877
4	3	SR	Tony FREEMAN		Radical SR4 Clubsport	22:10.203	12	26.910	85.23	1:48.153
5	17	C	Tim GREAVES		Radical Clubsport	22:20.530	12	37.237	84.57	1:49.941
6	5	SR	Duncan WILLIAMS		Radical SR4 Clubsport	22:20.774	12	37.481	84.55	1:48.303
7	12	C	Tim JONES		Radical Clubsport	22:29.768	12	46.475	83.99	1:50.079
8	51	SR	Mick MERCER		Radical SR4 Clubsport	22:30.113	12	46.820	83.97	1:50.157
9	90	SR	Jeremy FERGUSON		Radical SR4 Clubsport	22:31.962	12	48.669	83.85	1:49.923
10	55	SR	Mick HYDE		Radical SR4 Clubsport	22:46.272	12	1:02.979	82.98	1:51.009
11	77	SR	James SAGGERS		Radical SR4 Clubsport	23:06.295	12	1:23.002	81.78	1:53.418
12	67	SR	Philip ABBOTT		Radical SR4 Clubsport	23:08.431	12	1:25.138	81.65	1:51.915
13	8	C	Mark SUTTERBY		Radical Clubsport	23:09.492	12	1:26.199	81.59	1:51.629
14	22	C	Jim GREENFIELD		Radical Clubsport	23:12.824	12	1:29.531	81.39	1:51.967
15	7	SR	Adrian MARDLIN		Radical SR4 Clubsport	23:16.259	12	1:32.966	81.19	1:52.055
16	33	C	Charles CRAVEN		Radical Clubsport	22:18.160	11	1 LAP	77.66	1:57.795
17	15	C	Altay ALI		Radical Clubsport	22:20.391	11	1 LAP	77.53	1:57.867
18	50	SR	Michael KING		Radical SR4 Clubsport	22:23.706	11	1 LAP	77.34	1:55.033
19	35	C	Phillip GIBB		Radical Clubsport	22:35.001	11	1 LAP	76.70	1:58.689
20	66	SR	Brian CASEY		Radical SR4 Clubsport	22:45.577	11	1 LAP	76.10	1:58.846
21	44	C	Chris BROWN		Radical Clubsport	23:05.713	11	1 LAP	75.00	2:02.281
22	13	C	Simon GARMSTON		Radical Clubsport	21:47.639	10	2 LAPS	72.25	1:56.689
NOT CLASSIFIED										
21	C	Phil WAITE		Radical Clubsport		5:52.479	3	D.N.F.	80.55	1:51.248
20	C	Glenn STOKES		Radical Clubsport		6:24.228	3	D.N.F.	73.89	2:02.732
FASTEST LAP										
89	SR	Chris STONEY		radical SR4 Clubsport		1:46.741	7	88.45mph		142.35kph
17	C	Tim GREAVES		Radical Clubsport		1:49.941	8	85.88mph		138.21kph

Car 66 needs a working TRANSPONDER before the next round.

Weather / Track : Cloudy / Wet

These results are provisional until the conclusion of any judicial and technical matters.

Brands Hatch

Circuit Length = 2.6228 miles.

Start: 10:54 End: 11:16

Clerk Of Course:	Stewards:	Timekeeper:
------------------	-----------	-------------

# Matador Tyres Radical BiDuro Championship

## RACE CLASSIFICATION - RACE 4 - LAP CHART

Lap 1			Lap 2			Lap 3			Lap 4			Lap 5		
No	Behind	Laptime	No	Behind	Laptime	No	Behind	Laptime	No	Behind	Laptime	No	Behind	Laptime
89		1:55.644	89		1:49.387	96		1:48.250	96		1:47.600	96		1:46.942
96	0.801	1:56.445	96	1.108	1:49.694	89	0.856	1:50.214	89	0.544	1:47.288	89	1.270	1:47.668
5	1.788	1:57.432	5	2.086	1:49.685	5	2.086	1:49.358	5	2.789	1:48.303	99	5.180	1:48.403
99	2.772	1:58.416	99	3.188	1:49.803	99	3.442	1:49.612	99	3.719	1:47.877	3	11.356	1:49.521
17	4.927	2:00.571	17	5.558	1:50.018	17	6.593	1:50.393	3	8.777	1:49.166	17	15.018	1:50.579
3	5.766	2:01.410	3	6.710	1:50.331	3	7.211	1:49.859	17	11.381	1:52.388	5	18.028	2:02.181
12	7.945	2:03.589	12	11.568	1:53.010	12	13.759	1:51.549	13	1 LAP	3:26.911P	12	22.947	1:52.108
51	8.325	2:03.969	51	12.345	1:53.407	51	15.744	1:52.757	12	17.781	1:51.622	51	23.215	1:51.856
90	9.145	2:04.789	21	12.690	1:51.248	90	16.649	1:52.278	51	18.301	1:50.157	90	24.142	1:51.907
55	10.206	2:05.850	90	13.729	1:53.971	21	18.090	1:54.758	90	19.177	1:50.128	55	33.140	1:55.989
21	10.829	2:06.473	55	14.971	1:54.152	55	18.779	1:53.166	55	24.093	1:52.914	77	38.101	1:55.567
77	11.655	2:07.299	77	17.022	1:54.754	77	22.798	1:55.134	77	29.476	1:54.278	13	1 LAP	2:14.379
67	13.539	2:09.183	67	20.016	1:55.864	67	25.684	1:55.026	67	32.707	1:54.623	67	41.842	1:56.077
8	14.650	2:10.294	8	20.868	1:55.605	8	27.189	1:55.679	8	34.434	1:54.845	8	44.651	1:57.159
7	15.531	2:11.175	7	22.367	1:56.223	7	28.160	1:55.151	7	35.658	1:55.098	7	45.805	1:57.089
13	17.062	2:12.706	13	24.364	1:56.689	22	33.231	1:57.717	22	40.762	1:55.131	22	49.115	1:55.295
22	17.300	2:12.944	22	24.872	1:56.959	33	45.985	2:00.468	33	59.593	2:01.208	33	1:13.347	2:00.696
35	19.492	2:15.136	33	34.875	2:04.067	20	49.839	2:02.732	15	1:05.786	2:00.505	15	1:18.128	1:59.284
33	20.195	2:15.839	20	36.465	2:04.478	35	51.701	2:02.899	35	1:07.109	2:03.008	35	1:22.672	2:02.505
20	21.374	2:17.018	35	38.160	2:08.055	50	52.656	2:03.390	50	1:08.295	2:03.239	50	1:23.262	2:01.909
44	24.370	2:20.014	50	38.624	2:03.218	15	52.881	2:02.689	44	1:12.965	2:02.636	44	1:28.989	2:02.966
50	24.793	2:20.437	15	39.550	2:03.142	44	57.929	2:04.067	66	1:13.322	2:02.246	66	1:29.308	2:02.928
15	25.795	2:21.439	44	43.220	2:08.237	66	58.676	2:04.136						
66	26.150	2:21.794	66	43.898	2:07.135									

Car 66 needs a working TRANSPONDER before the next round.  
Weather / Track : Cloudy / Wet

Brands Hatch  
Circuit Length = 2.6228 miles.  
Start: 10:54 End: 11:16

# Matador Tyres Radical BiDuro Championship

## RACE CLASSIFICATION - RACE 4 - LAP CHART

(contd.)

Lap 6			Lap 7			Lap 8			Lap 9			Lap 10		
No	Behind	Laptime	No	Behind	Laptime	No	Behind	Laptime	No	Behind	Laptime	No	Behind	Laptime
96		1:47.355	96		1:47.223	96		1:47.749	96		1:48.300	96		1:47.768
89	1.814	1:47.899	89	1.332	1:46.741	35	1 LAP	1:59.354	33	1 LAP	1:59.147	33	1 LAP	1:58.325
99	5.999	1:48.174	99	7.576	1:48.800	50	1 LAP	2:01.339	15	1 LAP	1:58.538	89	13.324	1:50.953
3	13.127	1:49.126	3	14.057	1:48.153	89	7.728	1:54.145	89	10.139	1:50.711	99	14.474	1:49.519
17	18.289	1:50.626	17	21.792	1:50.726	99	11.541	1:51.714	99	12.723	1:49.482	15	1 LAP	1:59.525
5	19.989	1:49.316	5	22.099	1:49.333	66	1 LAP	2:05.069	35	1 LAP	2:01.184	3	20.504	1:49.795
12	27.632	1:52.040	12	31.021	1:50.612	44	1 LAP	2:06.572	50	1 LAP	2:01.228	35	1 LAP	1:58.689
51	27.998	1:52.138	51	31.454	1:50.679	3	15.965	1:49.657	3	18.477	1:50.812	50	1 LAP	1:56.552
90	29.290	1:52.503	90	33.123	1:51.056	17	23.984	1:49.941	66	1 LAP	1:59.253	17	29.199	1:50.929
55	39.692	1:53.907	55	44.894	1:52.425	5	24.821	1:50.471	17	26.038	1:50.354	5	29.799	1:50.477
77	45.132	1:54.386	77	52.868	1:54.959	12	33.571	1:50.299	5	27.090	1:50.569	66	1 LAP	1:59.687
67	51.479	1:56.992	67	59.860	1:55.604	51	34.047	1:50.342	44	1 LAP	2:05.037	12	38.886	1:51.304
13	1 LAP	2:02.983	8	1:04.882	1:54.326	90	35.802	1:50.428	12	35.350	1:50.079	51	39.383	1:50.989
8	57.779	2:00.483	22	1:05.730	1:54.322	55	48.684	1:51.539	51	36.162	1:50.415	90	43.411	1:53.136
22	58.631	1:56.871	7	1:07.720	1:55.689	77	58.537	1:53.418	90	38.043	1:50.541	44	1 LAP	2:05.081
7	59.254	2:00.804	13	1 LAP	2:02.431	67	1:05.746	1:53.635	55	51.818	1:51.434	55	55.059	1:51.009
33	1:25.902	1:59.910	33	1:38.776	2:00.097	8	1:09.016	1:51.883	77	1:03.841	1:53.604	77	1:10.400	1:54.327
15	1:31.142	2:00.369	15	1:42.541	1:58.622	22	1:10.237	1:52.256	67	1:10.487	1:53.041	67	1:16.038	1:53.319
35	1:36.418	2:01.101				7	1:12.121	1:52.150	8	1:13.004	1:52.288	8	1:17.305	1:52.069
50	1:36.777	2:00.870				13	1 LAP	1:58.150	22	1:13.904	1:51.967	22	1:19.083	1:52.947
44	1:43.915	2:02.281							7	1:15.876	1:52.055	7	1:20.890	1:52.782
66	1:44.368	2:02.415							13	1 LAP	1:58.172	13	1 LAP	1:57.035

Car 66 needs a working TRANSPONDER before the next round.  
Weather / Track : Cloudy / Wet

Brands Hatch  
Circuit Length = 2.6228 miles.  
Start: 10:54 End: 11:16

# Matador Tyres Radical BiDuro Championship

## RACE CLASSIFICATION - RACE 4 - LAP CHART


(contd.)

Lap 11			Lap 12			Lap 13			Lap 14			Lap 15		
No	Behind	Laptime	No	Behind	Laptime	No	Behind	Laptime	No	Behind	Laptime	No	Behind	Laptime
96		1:47.303	96		1:48.664									
89	15.126	1:49.105	13	2 LAPS	1:58.183									
99	17.939	1:50.768	89	15.702	1:49.240									
33	1 LAP	2:00.608	99	18.040	1:48.765									
3	27.009	1:53.808	3	26.910	1:48.565									
15	1 LAP	1:58.411	33	1 LAP	1:57.795									
50	1 LAP	1:56.491	15	1 LAP	1:57.867									
17	34.250	1:52.354	17	37.237	1:51.651									
5	34.392	1:51.896	5	37.481	1:51.753									
35	1 LAP	2:02.685	50	1 LAP	1:55.033									
12	43.162	1:51.579	12	46.475	1:51.977									
51	43.849	1:51.769	51	46.820	1:51.635									
90	46.031	1:49.923	90	48.669	1:51.302									
66	1 LAP	2:02.068	35	1 LAP	2:00.385									
55	1:00.463	1:52.707	66	1 LAP	1:58.846									
44	1 LAP	2:04.850	55	1:02.979	1:51.180									
77	1:18.159	1:55.062	44	1 LAP	2:03.972									
67	1:21.887	1:53.152	77	1:23.002	1:53.507									
8	1:23.234	1:53.232	67	1:25.138	1:51.915									
22	1:26.116	1:54.336	8	1:26.199	1:51.629									
7	1:28.244	1:54.657	22	1:29.531	1:52.079									
			7	1:32.966	1:53.386									

Car 66 needs a working TRANSPONDER before the next round.  
Weather / Track : Cloudy / Wet

# Matador Tyres Radical BiDuro Championship

## GRID - RACE 9

ROW 12	21	WAITE	20	STOKES
ROW 11	44	BROWN	13	GARMSTON
ROW 10	35	GIBB	66	CASEY
ROW 9	15	ALI	50	KING
ROW 8	7	MARDLIN	33	CRAVEN
ROW 7	8	SUTTERBY	22	GREENFIELD
ROW 6	77	SAGGERS	67	ABBOTT
ROW 5	90	FERGUSON	55	HYDE
ROW 4	12	JONES	51	MERCER
ROW 3	17	GREAVES	5	WILLIAMS
ROW 2	99	OLDROYD	3	FREEMAN
ROW 1	96	MORTIMER	89	STONEY
<b>POLE</b>				
				

Weather / Track : Cloudy / Wet

These results are provisional until the conclusion of any judicial and technical matters.

Brands Hatch

Circuit Length = 2.6228 miles.

Start: 10:54 End: 11:16

Clerk Of Course:

Stewards:

Timekeeper:

# Matador Tyres Radical BiDuro Championship

## RACE CLASSIFICATION - RACE 9

POS	NO	CL	NAME	NAT	CAR	TIME	LAPS	GAP	MPH	BEST
1	5	SR	Duncan WILLIAMS		Radical SR4 Clubsport	16:03.311	10		98.08	1:33.726
2	12	C	Tim JONES		Radical Clubsport	16:05.191	10	1.880	97.89	1:33.851
3	96	SR	Alexander MORTIMER		Radical SR4 Clubsport	16:07.927	10	4.616	97.61	1:34.287
4	3	SR	Tony FREEMAN		Radical SR4 Clubsport	16:09.074	10	5.763	97.50	1:34.060
5	55	SR	Mick HYDE		Radical SR4 Clubsport	16:10.956	10	7.645	97.31	1:34.058
6	17	C	Tim GREAVES		Radical Clubsport	16:11.069	10	7.758	97.30	1:33.919
7	90	SR	Jeremy FERGUSON		Radical SR4 Clubsport	16:11.294	10	7.983	97.28	1:34.264
8	51	SR	Mick MERCER		Radical SR4 Clubsport	16:12.503	10	9.192	97.16	1:34.559
9	89	SR	Chris STONEY		radical SR4 Clubsport	16:13.765	10	10.454	97.03	1:33.563
10	7	SR	Adrian MARDLIN		Radical SR4 Clubsport	16:30.700	10	27.389	95.37	1:35.801
11	8	C	Mark SUTTERBY		Radical Clubsport	16:40.832	10	37.521	94.41	1:36.681
12	50	SR	Michael KING		Radical SR4 Clubsport	16:53.629	10	50.318	93.21	1:38.164
13	35	C	Phillip GIBB		Radical Clubsport	16:56.737	10	53.426	92.93	1:37.590
14	15	C	Altay ALI		Radical Clubsport	16:58.436	10	55.125	92.77	1:37.640
15	13	C	Simon GARMSTON		Radical Clubsport	16:59.034	10	55.723	92.72	1:38.072
16	21	C	Phil WAITE		Radical Clubsport	17:08.663	10	1:05.352	91.85	1:38.320
17	66	SR	Brian CASEY		Radical SR4 Clubsport	17:33.362	10	1:30.051	89.70	1:41.595
18	20	C	Glenn STOKES		Radical Clubsport	16:09.861	9	1 LAP	87.68	1:44.528

### NOT CLASSIFIED

77	SR	James SAGGERS	Radical SR4 Clubsport	11:40.955	7	D.N.F.	94.38	1:36.214
99	SR	David OLDROYD	Radical SR4 Clubsport	9:47.150	6	D.N.F.	96.60	1:34.234
67	SR	Philip ABBOTT	Radical SR4 Clubsport	7:42.731	4	D.N.F.	81.76	1:40.176
44	C	Chris BROWN	Radical Clubsport	2:34.355	1	D.N.F.	61.61	
22	C	Jim GREENFIELD	Radical Clubsport		0	D.N.F.	N/A	

### FASTEST LAP

89	SR	Chris STONEY	radical SR4 Clubsport	1:33.563	9	100.91mph	162.40kph
12	C	Tim JONES	Radical Clubsport	1:33.851	7	100.60mph	161.91kph

Weather / Track : Cloudy / Damp

These results are provisional until the conclusion of any judicial and technical matters.

Brands Hatch

Circuit Length = 2.6228 miles.

Start: 15:02 End: 15:18

Clerk Of Course:	Stewards:	Timekeeper:
------------------	-----------	-------------

# Matador Tyres Radical BiDuro Championship

## RACE CLASSIFICATION - RACE 9 - LAP CHART

Lap 1			Lap 2			Lap 3			Lap 4			Lap 5		
No	Behind	Laptime	No	Behind	Laptime	No	Behind	Laptime	No	Behind	Laptime	No	Behind	Laptime
89		1:45.223	89		1:38.062	5		1:36.769	89		1:35.834	5		1:35.153
5	0.258	1:45.481	5	0.231	1:38.035	89	0.283	1:37.283	71	582	47.295	12	0.482	1:35.134
96	0.972	1:46.195	96	0.756	1:37.846	96	0.657	1:36.901	12	0.500	1:35.828	96	0.904	1:35.213
12	1.470	1:46.693	12	1.112	1:37.704	12	0.789	1:36.677	96	0.843	1:36.303	99	1.362	1:35.344
3	2.361	1:47.584	99	1.469	1:36.569	99	1.105	1:36.636	99	1.170	1:36.182	89	1.766	1:36.918
51	2.820	1:48.043	3	2.647	1:38.348	3	1.875	1:36.228	90	1.540	1:35.465	17	2.002	1:35.449
99	2.962	1:48.185	51	3.483	1:38.725	90	2.192	1:35.596	17	1.705	1:34.933	90	2.223	1:35.835
55	3.364	1:48.587	90	3.596	1:37.421	17	2.889	1:35.227	3	2.144	1:36.386	3	2.739	1:35.747
90	4.237	1:49.460	55	4.247	1:38.945	55	3.545	1:36.298	55	2.724	1:35.296	55	3.307	1:35.735
17	4.661	1:49.884	17	4.662	1:38.063	51	4.967	1:38.484	51	5.354	1:36.504	51	5.697	1:35.495
67	5.151	1:50.374	67	7.265	1:40.176	77	11.598	1:39.911	77	14.583	1:39.102	77	16.113	1:36.682
77	6.555	1:51.778	77	8.687	1:40.194	67	11.986	1:41.721	7	15.263	1:38.806	7	16.602	1:36.491
7	8.383	1:53.606	7	10.586	1:40.265	7	12.574	1:38.988	21	15.913	1:38.320	8	18.805	1:37.196
21	9.399	1:54.622	21	11.543	1:40.206	21	13.710	1:39.167	8	16.761	1:38.460	21	19.681	1:38.920
8	10.229	1:55.452	8	12.537	1:40.370	8	14.418	1:38.881	50	22.487	1:39.417	50	25.574	1:38.239
15	11.204	1:56.427	50	16.186	1:42.791	50	19.187	1:40.001	15	26.251	1:40.327	15	31.157	1:40.058
50	11.457	1:56.680	15	16.739	1:43.597	15	22.041	1:42.302	13	26.622	1:39.548	13	31.280	1:39.810
13	12.370	1:57.593	13	18.315	1:44.007	13	23.191	1:41.876	35	27.228	1:38.999	35	32.019	1:39.943
66	13.623	1:58.846	35	20.877	1:44.830	35	24.346	1:40.469	66	39.583	1:44.404	66	47.987	1:43.556
35	14.109	1:59.332	66	23.235	1:47.674	66	31.296	1:45.061	20	40.871	1:44.528	20	51.554	1:45.835
20	14.115	1:59.338	20	23.654	1:47.601	20	32.460	1:45.806	67	1:06.329	2:30.460P			
44	49.132	2:34.355P												

# Matador Tyres Radical BiDuro Championship

## RACE CLASSIFICATION - RACE 9 - LAP CHART

(contd.)

Lap 6			Lap 7			Lap 8			Lap 9			Lap 10		
No	Behind	Laptime	No	Behind	Laptime	No	Behind	Laptime	No	Behind	Laptime	No	Behind	Laptime
5		1:34.279	5		1:33.726	5		1:34.013	5		1:34.965	5		1:34.774
12	0.327	1:34.124	12	0.452	1:33.851	12	1.745	1:35.306	12	1.583	1:34.803	12	1.880	1:35.071
96	0.912	1:34.287	96	1.489	1:34.303	96	2.944	1:35.468	96	3.272	1:35.293	96	4.616	1:36.118
99	1.317	1:34.234	55	6.249	1:36.080	55	6.294	1:34.058	55	6.314	1:34.985	3	5.763	1:34.060
89	1.705	1:34.218	3	6.528	1:37.047	3	6.954	1:34.439	3	6.477	1:34.488	20	1 LAP	1:46.733
17	2.375	1:34.652	90	6.924	1:36.489	17	8.555	1:34.736	17	7.509	1:33.919	55	7.645	1:36.105
3	3.207	1:34.747	17	7.832	1:39.183	90	8.807	1:35.896	90	8.106	1:34.264	17	7.758	1:35.023
55	3.895	1:34.867	51	8.887	1:35.930	51	9.452	1:34.578	51	9.046	1:34.559	90	7.983	1:34.651
90	4.161	1:36.217	89	13.083	1:45.104	89	12.994	1:33.924	89	11.592	1:33.563	51	9.192	1:34.920
51	6.683	1:35.265	77	21.396	1:37.074	7	25.274	1:37.051	7	26.362	1:36.053	89	10.454	1:33.636
77	18.048	1:36.214	7	22.236	1:37.091	8	29.546	1:37.901	8	33.054	1:38.473	7	27.389	1:35.801
7	18.871	1:36.548	8	25.658	1:38.177	50	40.199	1:39.356	50	46.598	1:41.364	8	37.521	1:39.241
8	21.207	1:36.681	50	34.856	1:39.123	21	46.335	1:43.968	35	50.505	1:37.590	50	50.318	1:38.494
21	27.897	1:42.495	21	36.380	1:42.209	35	47.880	1:38.677	13	51.541	1:38.072	35	53.426	1:37.695
50	29.459	1:38.164	35	43.216	1:39.692	13	48.434	1:38.765	15	51.932	1:37.640	15	55.125	1:37.967
13	36.931	1:39.930	13	43.682	1:40.477	15	49.257	1:38.845	21	55.540	1:44.170	13	55.723	1:38.956
35	37.250	1:39.510	15	44.425	1:39.900	66	1:16.182	1:42.802	66	1:23.230	1:42.013	21	1:05.352	1:44.586
15	38.251	1:41.373	66	1:07.393	1:43.359	20	1:29.556	1:46.934				66	1:30.051	1:41.595
66	57.760	1:44.052	20	1:16.635	1:46.557									
20	1:03.804	1:46.529												

# Formula Palmer Audi VISMA Championship

## Free Practice 1

POS	NO	CL	NAME	NAT	CAR	TIME	LAPS	GAP	MPH
1	4		Paul WARREN		AIPS	1:26.151	13		77.30
2	14		Stuart PRIOR		Kitbag.com	1:26.278	11	0.127	77.19
3	6		Jonathan KENNARD		Aedas Architects	1:26.587	9	0.436	76.91
4	27		Karim OJJEH		TAG	1:26.809	13	0.658	76.72
5	68		Chris PENNINGTON		Microsoft	1:27.038	9	0.887	76.51
6	18		Gary EASTWOOD		LKM	1:27.362	10	1.211	76.23
7	3		Terry WHITE		IC Services	1:27.509	14	1.358	76.10
8	25		Mark JOHNSTON		Francis Morgan Performance Cars	1:28.054	12	1.903	75.63
9	8		Viktor JENSEN		Capital Gold Radio Network	1:28.642	14	2.491	75.13
10	19		Alexander TURUMIN		Palmer Audi	1:28.738	6	2.587	75.05
11	52		Ted TUPPEN		Enterprise Inns	1:28.747	13	2.596	75.04
12	29		Lou Meng CHEONG		ZKL	1:28.941	13	2.790	74.88
13	46		Francesca PARDINI		Palmer Audi	1:29.035	14	2.884	74.80
14	88		John EMBIRICOS		Bluewater	1:29.265	14	3.114	74.60
15	21		Chris HYMAN		LCA Racing	1:29.495	12	3.344	74.41
16	11		Sergey SHLEIKIN		RIK International	1:29.638	12	3.487	74.29
17	5		Wesley FONGENIE		Osborne Clarke	1:30.075	12	3.924	73.93
18	7		Tony BREWER		Crucial Trading	1:30.611	13	4.460	73.50
19	2		Rob JENKINSON		Park Place Entertainments	1:32.178	12	6.027	72.25
20	22		Anthony PINTO		Park Place Entertainments	1:32.274	12	6.123	72.17
21	23		Paul COMPTON		JSP International	1:34.344	12	8.193	70.59
22	20		Ludovico MANFREDI		Palmer Audi	1:37.978	11	11.827	67.97

Car No 19 - TRANSPONDER NOT WORKING

Weather / Track : Bright / Dry

These results are provisional until the conclusion of any judicial and technical matters.

Castle Combe

Circuit Length = 1.8500 miles.

Start: 09:00 End: 09:30

Clerk Of Course:	Stewards:	Timekeeper:
------------------	-----------	-------------

## Formula Palmer Audi VISMA Championship

### FREE PRACTICE 1 - LAP ANALYSIS

<b>2</b>	<b>Rob JENKINSON</b>	Park Place Entertainments
1 - 2:59.440	6 - 1:38.953	11 - <b>1:32.178</b>
2 - 2:05.191	7 - 1:36.184	12 - 1:40.829
3 - X:00.000	8 - 1:35.904	
4 - 1:46.125	9 - 1:34.644	
5 - 1:41.642	10 - 1:33.293	
<b>3</b>	<b>Terry WHITE</b>	IC Services
1 - 2:20.753	6 - 1:30.516	11 - 1:27.898
2 - 1:44.738	7 - 1:30.890	12 - 1:29.115
3 - 1:35.936	8 - 1:29.005	13 - <b>1:27.509</b>
4 - 9:58.044	9 - 1:28.288	14 - 1:28.131
5 - 1:32.692	10 - 1:27.577	
<b>4</b>	<b>Paul WARREN</b>	AIPS
1 - 2:08.054	6 - 1:29.265	11 - 1:27.057
2 - 1:44.424	7 - 1:27.702	12 - 1:27.494
3 - 1:39.446	8 - 1:28.391	13 - <b>1:26.151</b>
4 - 9:46.073	9 - 1:28.129	
5 - 1:30.151	10 - 1:27.228	
<b>5</b>	<b>Wesley FONGENIE</b>	Osborne Clarke
1 - 3:01.148	6 - 1:31.988	11 - 1:30.815
2 - 1:50.767	7 - 1:30.408	12 - 1:31.563
3 - X:00.000	8 - <b>1:30.075</b>	
4 - 1:43.975	9 - 1:30.355	
5 - 1:33.920	10 - 1:30.897	
<b>6</b>	<b>Jonathan KENNARD</b>	Aedas Architects
1 - 3:01.030	6 - 1:28.836	
2 - 1:50.117	7 - 1:35.103	
3 - X:00.000	8 - <b>1:26.587</b>	
4 - 1:32.826	9 - 1:37.276	
5 - 1:28.867		
<b>7</b>	<b>Tony BREWER</b>	Crucial Trading
1 - 2:06.063	6 - 1:32.408	11 - <b>1:30.611</b>
2 - 1:44.098	7 - 1:32.110	12 - 1:34.873
3 - 1:37.795	8 - 3:16.862P	13 - 1:31.781
4 - X:00.000	9 - 1:44.053	
5 - 1:33.020	10 - 1:35.951	
<b>8</b>	<b>Viktor JENSEN</b>	Capital Gold Radio Network
1 - 2:09.928	6 - 1:30.915	11 - 1:29.253
2 - 1:44.078	7 - 1:33.958	12 - 1:29.713
3 - 1:38.492	8 - 1:30.092	13 - <b>1:28.642</b>
4 - X:00.000	9 - 1:30.734	14 - 1:30.915
5 - 1:33.672	10 - 1:30.283	

# Formula Palmer Audi VISMA Championship

## FREE PRACTICE 1 - LAP ANALYSIS

(contd.)

<b>11</b>	<b>Sergey SHLEIKIN</b>	RIK International
1 - 2:48.750	6 - 1:30.767	11 - 1:29.788
2 - 1:39.266	7 - 1:32.103	12 - 1:30.451
3 - X:00.000	8 - 1:29.859	
4 - 1:36.828	9 - <b>1:29.638</b>	
5 - 1:32.069	10 - 1:30.906	
<b>14</b>	<b>Stuart PRIOR</b>	Kitbag.com
1 - 2:08.926	6 - 1:28.418	11 - 1:36.254
2 - 1:43.787	7 - 3:15.940P	
3 - 1:37.003	8 - 1:35.755	
4 - 9:56.396	9 - 1:31.063	
5 - 1:29.903	10 - <b>1:26.278</b>	
<b>18</b>	<b>Gary EASTWOOD</b>	LKM
1 - 2:49.053	6 - 1:30.238	
2 - 1:36.920	7 - 1:30.022	
3 - X:00.000	8 - 1:28.773	
4 - 1:40.839	9 - 1:30.331	
5 - 1:32.979	10 - <b>1:27.362</b>	
<b>19</b>	<b>Alexander TURUMIN</b>	Palmer Audi
1 - 1:45.199	6 - <b>1:28.738</b>	
2 - 1:32.809		
3 - 1:31.295		
4 - X:00.000P		
5 - 1:38.392		
<b>20</b>	<b>Ludovico MANFREDI</b>	Palmer Audi
1 - 2:48.862	6 - 1:41.345	11 - 1:41.349
2 - 1:56.763	7 - 1:41.991	
3 - X:00.000	8 - 1:42.317	
4 - 1:44.587	9 - 1:41.183	
5 - 1:45.849	10 - <b>1:37.978</b>	
<b>21</b>	<b>Chris HYMAN</b>	LCA Racing
1 - 2:21.466	6 - <b>1:29.495</b>	11 - 1:32.755
2 - 1:38.815	7 - 1:33.785	12 - 1:34.782
3 - 1:32.592	8 - 1:29.526	
4 - X:00.000	9 - 3:32.812P	
5 - 1:33.347	10 - 1:43.448	
<b>22</b>	<b>Anthony PINTO</b>	Park Place Entertainments
1 - 3:00.466	6 - 1:38.843	11 - <b>1:32.274</b>
2 - 2:04.922	7 - 1:36.216	12 - 1:39.427
3 - X:00.000	8 - 1:35.973	
4 - 1:45.675	9 - 1:34.745	
5 - 1:41.534	10 - 1:33.163	

# Formula Palmer Audi VISMA Championship

## FREE PRACTICE 1 - LAP ANALYSIS

(contd.)

<b>23</b>	<b>Paul COMPTON</b>	JSP International
1 - 3:14.453	6 - 1:40.936	11 - <b>1:34.344</b>
2 - 2:06.687	7 - 1:37.560	12 - 1:35.005
3 - X:00.000	8 - 1:36.168	
4 - 1:52.120	9 - 1:35.846	
5 - 1:44.403	10 - 1:34.499	
<b>25</b>	<b>Mark JOHNSTON</b>	Francis Morgan Performance Cars
1 - 3:08.317	6 - 2:48.372P	11 - <b>1:28.054</b>
2 - 1:51.733	7 - 1:37.733	12 - 1:33.134
3 - X:00.000	8 - 1:32.598	
4 - 1:37.290	9 - 1:29.431	
5 - 1:32.857	10 - 1:28.175	
<b>27</b>	<b>Karim OJJEH</b>	TAG
1 - 1:56.415	6 - 1:27.594	11 - 1:40.832
2 - 1:35.458	7 - 1:27.439	12 - 1:27.028
3 - 1:32.864	8 - 1:28.032	13 - 1:27.393
4 - X:00.000	9 - <b>1:26.809</b>	
5 - 1:29.239	10 - 3:43.471P	
<b>29</b>	<b>Lou Meng CHEONG</b>	ZKL
1 - 3:14.886	6 - 1:31.934	11 - <b>1:28.941</b>
2 - 1:47.372	7 - 1:32.324	12 - 1:32.768
3 - X:00.000	8 - 1:30.394	13 - 1:28.984
4 - 1:35.052	9 - 1:33.106	
5 - 1:32.941	10 - 1:32.361	
<b>46</b>	<b>Francesca PARDINI</b>	Palmer Audi
1 - 2:22.724	6 - 1:32.998	11 - 1:33.497
2 - 1:42.485	7 - 1:31.212	12 - <b>1:29.035</b>
3 - 1:37.123	8 - 1:30.951	13 - 1:30.643
4 - X:00.000	9 - 1:30.622	14 - 1:29.612
5 - 1:36.234	10 - 1:41.316	
<b>52</b>	<b>Ted TUPPEN</b>	Enterprise Inns
1 - 2:08.576	6 - 1:31.811	11 - 1:29.615
2 - 1:44.755	7 - 1:31.622	12 - 1:30.462
3 - 1:38.715	8 - 1:31.342	13 - <b>1:28.747</b>
4 - X:00.000	9 - 1:29.673	
5 - 1:34.238	10 - 1:30.945	
<b>68</b>	<b>Chris PENNINGTON</b>	Microsoft
1 - X:00.000	6 - 1:29.663	
2 - 1:31.730	7 - 1:28.378	
3 - 1:27.973	8 - 1:28.051	
4 - 4:09.288P	9 - <b>1:27.038</b>	
5 - 1:37.579		

# Formula Palmer Audi VISMA Championship

## FREE PRACTICE 1 - LAP ANALYSIS

(contd.)

<b>88</b>	<b>John EMBIRICOS</b>	<b>Bluewater</b>
1 - 2:05.657	6 - 1:32.296	11 - 1:34.585
2 - 1:46.713	7 - 1:32.940	12 - 1:30.868
3 - 1:37.248	8 - 1:30.573	13 - <b>1:29.265</b>
4 - X:00.000	9 - 1:30.587	14 - 1:29.396
5 - 1:36.413	10 - 1:31.191	

# Formula Palmer Audi VISMA Championship

## FREE PRACTICE 2

POS	NO	CL	NAME	NAT	CAR	TIME	LAPS	GAP	MPH
1	6		Jonathan KENNARD	ENG	Aedas Architects	1:24.891	16		111.22
2	68		Chris PENNINGTON	GBR	Microsoft	1:25.129	14	0.238	110.91
3	14		Stuart PRIOR	ENG	Kitbag.com	1:25.219	13	0.328	110.79
4	19		Alexander TURUMIN	RUS	Palmer Audi	1:25.797	17	0.906	110.05
5	27		Karim OJJEH	KSA	TAG	1:25.833	12	0.942	110.00
6	21		Chris HYMAN	RSA	LCA Racing	1:26.000	17	1.109	109.79
7	4		Paul WARREN	ENG	AIPS	1:26.279	16	1.388	109.43
8	25		Mark JOHNSTON	IRE	Francis Morgan Performance Cars	1:26.454	16	1.563	109.21
9	2		Rob JENKINSON	GBR	Park Place Entertainments	1:26.511	16	1.620	109.14
10	8		Viktor JENSEN	ISL	Capital Gold Radio Network	1:26.792	16	1.901	108.79
11	11		Sergey SHLEIKIN	USA	RIK International	1:26.827	17	1.936	108.74
12	18		Gary EASTWOOD	GBR	LKM	1:26.834	15	1.943	108.73
13	3		Terry WHITE	GBR	IC Services	1:26.922	17	2.031	108.62
14	46		Francesca PARDINI	ITA	Palmer Audi	1:26.987	17	2.096	108.54
15	52		Ted TUPPEN	GBR	Enterprise Inns	1:27.469	17	2.578	107.94
16	88		John EMBIRICOS	GRE	Bluewater	1:27.893	17	3.002	107.42
17	5		Wesley FONGENIE	GBR	Osborne Clarke	1:28.173	17	3.282	107.08
18	29		Lou Meng CHEONG	CHN	ZKL	1:28.790	16	3.899	106.34
19	7		Tony BREWER	ENG	Crucial Trading	1:29.377	15	4.486	105.64
20	22		Anthony PINTO	USA	Park Place Entertainments	1:31.695	16	6.804	102.97
21	23		Paul COMPTON	ENG	JSP International	1:31.774	16	6.883	102.88
22	20		Ludovico MANFREDI	ITA	Palmer Audi	1:32.550	15	7.659	102.02

Weather / Track : Bright / Dry

These results are provisional until the conclusion of any judicial and technical matters.

Brands Hatch

Circuit Length = 2.6228 miles.

Start: 11:12 End: 11:42

Clerk Of Course:	Stewards:	Timekeeper:
------------------	-----------	-------------

## Formula Palmer Audi VISMA Championship QUALIFYING - LAP ANALYSIS

<b>2</b>	<b>Rob JENKINSON</b>		<b>GBR</b>	Park Place Entertainments	
1 -	2:32.879	6 -	1:34.612	11 - 1:32.625	16 - 1:32.309
2 -	1:45.440	7 -	1:31.300	12 - 1:37.796	
3 -	1:38.479	8 -	1:35.089	13 - <b>1:26.511</b>	
4 -	1:32.404	9 -	1:33.947	14 - 1:33.670	
5 -	6:48.582	10 -	1:35.062	15 - 1:32.078	
<b>3</b>	<b>Terry WHITE</b>		<b>GBR</b>	IC Services	
1 -	1:48.273	6 -	6:22.795	11 - 1:27.348	16 - 1:31.177
2 -	1:29.190	7 -	1:28.528	12 - 1:26.954	17 - 1:27.127
3 -	1:28.563	8 -	1:29.107	13 - 1:28.840	
4 -	1:27.770	9 -	1:28.379	14 - 1:28.865	
5 -	1:28.080	10 -	<b>1:26.922</b>	15 - 1:27.553	
<b>4</b>	<b>Paul WARREN</b>		<b>ENG</b>	AIPS	
1 -	2:03.155	6 -	6:02.912	11 - 1:26.607	16 - 1:39.030
2 -	1:33.843	7 -	1:34.670	12 - 1:26.403	
3 -	1:29.766	8 -	1:27.591	13 - <b>1:26.279</b>	
4 -	1:27.786	9 -	1:27.161	14 - 2:58.701P	
5 -	1:27.806	10 -	1:26.912	15 - 1:31.250	
<b>5</b>	<b>Wesley FONGENIE</b>		<b>GBR</b>	Osborne Clarke	
1 -	2:04.299	6 -	5:42.942	11 - 1:28.400	16 - 1:29.404
2 -	1:35.192	7 -	1:31.385	12 - 1:29.057	17 - 1:37.417
3 -	1:32.059	8 -	1:33.345	13 - <b>1:28.173</b>	
4 -	1:32.204	9 -	1:30.437	14 - 1:30.041	
5 -	1:34.743	10 -	1:29.244	15 - 1:28.868	
<b>6</b>	<b>Jonathan KENNARD</b>		<b>ENG</b>	Aedas Architects	
1 -	2:46.528	6 -	1:27.824	11 - 1:28.762	16 - <b>1:24.891</b>
2 -	1:34.619	7 -	1:29.991	12 - 1:25.580	
3 -	1:34.773	8 -	1:27.699	13 - 1:25.183	
4 -	1:28.371	9 -	1:25.470	14 - 1:30.241	
5 -	7:24.057	10 -	1:27.853	15 - 1:25.355	
<b>7</b>	<b>Tony BREWER</b>		<b>ENG</b>	Crucial Trading	
1 -	2:33.603	6 -	1:31.448	11 - 1:31.125	
2 -	1:45.531	7 -	1:32.859	12 - 1:30.178	
3 -	1:35.896	8 -	1:30.770	13 - 1:30.131	
4 -	1:31.736	9 -	1:30.187	14 - 1:32.912	
5 -	7:43.330	10 -	<b>1:29.377</b>	15 - 1:36.108	
<b>8</b>	<b>Viktor JENSEN</b>		<b>ISL</b>	Capital Gold Radio Network	
1 -	1:58.404	6 -	5:50.629	11 - <b>1:26.792</b>	16 - 1:27.478
2 -	1:33.123	7 -	1:29.399	12 - 1:27.141	
3 -	1:28.776	8 -	1:27.629	13 - 1:32.197	
4 -	1:27.733	9 -	1:28.081	14 - 1:29.616	
5 -	1:28.892	10 -	1:28.308	15 - 1:29.425	

# Formula Palmer Audi VISMA Championship

## QUALIFYING - LAP ANALYSIS

(contd.)

<b>11</b>	<b>Sergey SHLEIKIN</b>	<b>USA</b>	RIK International
1 -	1:53.673	6 -	6:16.185
2 -	1:31.283	7 -	1:29.151
3 -	1:28.960	8 -	1:29.474
4 -	1:29.028	9 -	1:27.941
5 -	1:39.812	10 -	1:27.136
		11 -	<b>1:26.827</b>
		12 -	1:27.798
		13 -	1:39.835
		14 -	1:27.461
		15 -	1:27.408
		16 -	2:05.871P
		17 -	1:39.514
<b>14</b>	<b>Stuart PRIOR</b>	<b>ENG</b>	Kitbag.com
1 -	1:57.024	6 -	1:31.397
2 -	1:37.429	7 -	1:38.068
3 -	1:26.304	8 -	3:45.554P
4 -	9:07.998	9 -	1:40.167
5 -	1:33.879	10 -	1:26.535
		11 -	1:28.562
		12 -	1:28.527
		13 -	<b>1:25.219</b>
<b>18</b>	<b>Gary EASTWOOD</b>	<b>GBR</b>	LKM
1 -	1:52.353	6 -	5:56.039
2 -	1:32.121	7 -	1:29.021
3 -	1:32.094	8 -	1:27.030
4 -	1:27.806	9 -	1:30.283
5 -	1:29.845	10 -	1:32.556
		11 -	1:32.862
		12 -	<b>1:26.834</b>
		13 -	1:32.049
		14 -	1:31.399
		15 -	1:35.515
<b>19</b>	<b>Alexander TURUMIN</b>	<b>RUS</b>	Palmer Audi
1 -	1:57.813	6 -	6:23.560
2 -	1:31.332	7 -	1:27.829
3 -	1:30.181	8 -	1:28.484
4 -	1:28.226	9 -	1:25.872
5 -	1:28.716	10 -	1:26.462
		11 -	1:26.043
		12 -	<b>1:25.797</b>
		13 -	1:26.308
		14 -	1:27.827
		15 -	1:28.285
		16 -	1:27.150
		17 -	1:53.781
<b>20</b>	<b>Ludovico MANFREDI</b>	<b>ITA</b>	Palmer Audi
1 -	2:33.149	6 -	1:34.849
2 -	1:46.089	7 -	1:35.592
3 -	1:41.362	8 -	1:35.311
4 -	1:34.888	9 -	1:34.696
5 -	6:59.883	10 -	1:34.200
		11 -	1:36.859
		12 -	1:34.960
		13 -	1:33.863
		14 -	<b>1:32.550</b>
		15 -	1:33.565
<b>21</b>	<b>Chris HYMAN</b>	<b>RSA</b>	LCA Racing
1 -	2:14.403	6 -	5:36.988
2 -	1:33.502	7 -	1:30.717
3 -	1:29.753	8 -	1:27.858
4 -	1:33.896	9 -	1:33.497
5 -	1:35.224	10 -	1:27.075
		11 -	1:30.438
		12 -	<b>1:26.000</b>
		13 -	1:26.707
		14 -	1:40.244
		15 -	1:29.616
		16 -	1:26.372
		17 -	1:33.664
<b>22</b>	<b>Anthony PINTO</b>	<b>USA</b>	Park Place Entertainments
1 -	2:33.472	6 -	1:34.137
2 -	1:45.294	7 -	<b>1:31.695</b>
3 -	1:38.717	8 -	1:34.679
4 -	1:32.677	9 -	1:33.141
5 -	6:48.484	10 -	1:32.632
		11 -	1:33.406
		12 -	1:32.242
		13 -	1:34.545
		14 -	1:33.592
		15 -	1:32.432
		16 -	1:32.072

# Formula Palmer Audi VISMA Championship

## QUALIFYING - LAP ANALYSIS

(contd.)

<b>23</b>	<b>Paul COMPTON</b>	<b>ENG</b>	JSP International
1 - 2:32.306	6 - 1:38.527	11 - 1:32.634	16 - 1:31.965
2 - 1:46.738	7 - 1:36.475	12 - 1:32.346	
3 - 1:44.991	8 - 1:34.737	13 - 1:32.158	
4 - 1:37.897	9 - 1:33.563	14 - <b>1:31.774</b>	
5 - 6:26.345	10 - 1:32.921	15 - 1:31.880	
<b>25</b>	<b>Mark JOHNSTON</b>	<b>IRE</b>	Francis Morgan Performance Cars
1 - 1:57.546	6 - 8:04.561 <sup>P</sup>	11 - 1:27.866	16 - 1:26.610
2 - 1:32.443	7 - 1:43.913	12 - 1:30.296	
3 - 1:29.210	8 - 1:29.269	13 - 1:27.809	
4 - 1:27.795	9 - 1:27.742	14 - 1:27.060	
5 - 1:30.602	10 - 1:28.456	15 - <b>1:26.454</b>	
<b>27</b>	<b>Karim OJJEH</b>	<b>KSA</b>	TAG
1 - 1:52.671	6 - 1:28.137	11 - 1:25.843	
2 - 1:29.508	7 - 1:26.829	12 - 1:27.384	
3 - 1:26.631	8 - 1:26.488		
4 - 1:25.855	9 - 1:27.556		
5 - 7:37.001	10 - <b>1:25.833</b>		
<b>29</b>	<b>Lou Meng CHEONG</b>	<b>CHN</b>	ZKL
1 - 2:11.578	6 - 5:57.717	11 - 1:35.478	16 - 1:39.139
2 - 1:30.634	7 - 1:33.558	12 - 1:29.502	
3 - 1:30.068	8 - 1:36.396	13 - 1:31.404	
4 - 1:31.900	9 - 1:36.418	14 - <b>1:28.790</b>	
5 - 1:31.669	10 - 1:38.414	15 - 1:30.561	
<b>46</b>	<b>Francesca PARDINI</b>	<b>ITA</b>	Palmer Audi
1 - 2:12.234	6 - 5:42.911	11 - 1:27.591	16 - 1:28.381
2 - 1:36.408	7 - 1:29.025	12 - 1:27.136	17 - 1:30.830
3 - 1:30.552	8 - 1:27.699	13 - 1:33.648	
4 - 1:28.600	9 - 1:27.247	14 - 1:27.609	
5 - 1:28.990	10 - <b>1:26.987</b>	15 - 1:37.178	
<b>52</b>	<b>Ted TUPPEN</b>	<b>GBR</b>	Enterprise Inns
1 - 2:14.042	6 - 5:49.220	11 - 1:28.013	16 - 1:28.301
2 - 1:32.768	7 - 1:30.616	12 - <b>1:27.469</b>	17 - 1:28.894
3 - 1:30.007	8 - 1:30.671	13 - 1:27.922	
4 - 1:29.424	9 - 1:28.093	14 - 1:30.622	
5 - 1:29.108	10 - 1:28.630	15 - 1:28.079	
<b>68</b>	<b>Chris PENNINGTON</b>	<b>GBR</b>	Microsoft
1 - 2:08.013	6 - 1:26.417	11 - 1:25.929	
2 - 1:30.813	7 - 1:26.090	12 - 1:26.513	
3 - 2:58.813 <sup>P</sup>	8 - 1:25.631	13 - 1:25.451	
4 - 1:44.086	9 - 1:26.712	14 - 1:25.415	
5 - 5:36.832	10 - <b>1:25.129</b>		

# Formula Palmer Audi VISMA Championship QUALIFYING - LAP ANALYSIS

(contd.)

<b>88</b>	<b>John EMBIRICOS</b>	<b>GRE</b>	<b>Bluewater</b>
1 - 2:05.861	6 - 5:56.980	11 - 1:29.111	16 - 1:28.853
2 - 1:33.841	7 - 1:32.315	12 - <b>1:27.893</b>	17 - 1:29.599
3 - 1:31.960	8 - 1:29.511	13 - 1:28.894	
4 - 1:30.144	9 - 1:28.850	14 - 1:29.194	
5 - 1:30.302	10 - 1:28.393	15 - 1:29.321	

# Formula Palmer Audi VISMA Championship

## QUALIFYING - RACE 5

POS	NO	CL	NAME	NAT	CAR	TIME	LAPS	GAP	MPH
1	68		Chris PENNINGTON	GBR	Microsoft	1:24.928	13		111.17
2	6		Jonathan KENNARD	ENG	Aedas Architects	1:25.051	16	0.123	111.01
3	21		Chris HYMAN	RSA	LCA Racing	1:25.295	19	0.367	110.69
4	27		Karim OJJEH	KSA	TAG	1:25.524	15	0.596	110.40
5	19		Alexander TURUMIN	RUS	Palmer Audi	1:25.888	20	0.960	109.93
6	14		Stuart PRIOR	ENG	Kitbag.com	1:25.937	17	1.009	109.87
7	4		Paul WARREN	ENG	AIPS	1:25.984	19	1.056	109.81
8	2		Rob JENKINSON	GBR	Park Place Entertainments	1:26.049	18	1.121	109.72
9	25		Mark JOHNSTON	IRE	Francis Morgan Performance Cars	1:26.123	19	1.195	109.63
10	46		Francesca PARDINI	ITA	Palmer Audi	1:26.468	19	1.540	109.19
11	3		Terry WHITE	GBR	IC Services	1:26.808	20	1.880	108.77
12	8		Viktor JENSEN	ISL	Capital Gold Radio Network	1:27.253	19	2.325	108.21
13	11		Sergey SHLEIKIN	USA	RIK International	1:27.473	18	2.545	107.94
14	52		Ted TUPPEN	GBR	Enterprise Inns	1:27.641	18	2.713	107.73
15	18		Gary EASTWOOD	GBR	LKM	1:27.860	17	2.932	107.46
16	88		John EMBIRICOS	GRE	Bluewater	1:28.599	18	3.671	106.57
17	29		Lou Meng CHEONG	CHN	ZKL	1:28.691	19	3.763	106.46
18	5		Wesley FONGENIE	GBR	Osborne Clarke	1:29.330	18	4.402	105.69
19	22		Anthony PINTO	USA	Park Place Entertainments	1:30.437	18	5.509	104.40
20	7		Tony BREWER	ENG	Crucial Trading	1:31.089	17	6.161	103.65
21	23		Paul COMPTON	ENG	JSP International	1:31.743	17	6.815	102.91
22	20		Ludovico MANFREDI	ITA	Palmer Audi	1:33.001	18	8.073	101.52

Weather / Track : Sunny / Dry

These results are provisional until the conclusion of any judicial and technical matters.

Brands Hatch

Circuit Length = 2.6228 miles.

Start: 13:30 End: 14:05

Clerk Of Course:	Stewards:	Timekeeper:
------------------	-----------	-------------

## Formula Palmer Audi VISMA Championship QUALIFYING - LAP ANALYSIS

<b>2</b>	<b>Rob JENKINSON</b>	<b>GBR</b>	Park Place Entertainments
1 - 2:39.129	6 - 1:31.786	11 - 1:26.497	16 - 1:26.486
2 - 1:34.510	7 - 1:32.264	12 - 1:26.595	17 - 1:26.390
3 - 1:31.849	8 - 1:32.717	13 - 1:26.340	18 - <b>1:26.049</b>
4 - 1:31.572	9 - 1:32.469	14 - 1:34.609	
5 - 1:34.199	10 - 8:27.636	15 - 1:26.496	
<b>3</b>	<b>Terry WHITE</b>	<b>GBR</b>	IC Services
1 - 1:42.552	6 - 1:28.939	11 - 8:17.980	16 - 1:27.408
2 - 1:30.764	7 - 1:27.790	12 - 1:27.498	17 - <b>1:26.808</b>
3 - 1:28.552	8 - 1:28.392	13 - 1:46.801	18 - 1:27.629
4 - 1:27.409	9 - 1:28.270	14 - 1:30.090	19 - 1:27.046
5 - 1:27.133	10 - 1:28.161	15 - 1:28.126	20 - 1:27.281
<b>4</b>	<b>Paul WARREN</b>	<b>ENG</b>	AIPS
1 - 3:02.881	6 - 1:27.130	11 - 1:27.501	16 - <b>1:25.984</b>
2 - 1:33.105	7 - 1:27.721	12 - 1:27.104	17 - 1:30.306
3 - 1:28.514	8 - 1:26.705	13 - 1:26.225	18 - 1:27.918
4 - 1:27.437	9 - 1:26.545	14 - 1:26.596	19 - 1:26.775
5 - 1:28.960	10 - 8:26.090	15 - 1:27.124	
<b>5</b>	<b>Wesley FONGENIE</b>	<b>GBR</b>	Osborne Clarke
1 - 2:36.872	6 - 1:30.541	11 - 1:30.737	16 - 1:30.381
2 - 1:33.168	7 - 1:30.908	12 - 1:30.321	17 - <b>1:29.330</b>
3 - 1:33.502	8 - 1:30.580	13 - 1:29.799	18 - 1:29.572
4 - 1:30.701	9 - 1:29.580	14 - 1:29.425	
5 - 1:29.993	10 - 9:08.274	15 - 1:30.780	
<b>6</b>	<b>Jonathan KENNARD</b>	<b>ENG</b>	Aedas Architects
1 - 2:55.623	6 - 1:55.968	11 - 1:25.710	16 - 1:29.583
2 - 1:29.589	7 - 1:26.732	12 - <b>1:25.051</b>	
3 - 1:27.746	8 - 9:44.052	13 - 1:28.203	
4 - 1:26.048	9 - 1:26.060	14 - 1:26.320	
5 - 3:51.670P	10 - 1:26.272	15 - 1:25.877	
<b>7</b>	<b>Tony BREWER</b>	<b>ENG</b>	Crucial Trading
1 - 2:28.694	6 - 1:33.422	11 - 1:32.067	16 - 1:32.369
2 - 1:36.384	7 - 3:12.030P	12 - 1:32.498	17 - 1:32.395
3 - 1:34.107	8 - 1:44.157	13 - 1:31.199	
4 - 1:36.748	9 - 8:06.314	14 - <b>1:31.089</b>	
5 - 1:38.375	10 - 1:33.329	15 - 1:31.291	
<b>8</b>	<b>Viktor JENSEN</b>	<b>ISL</b>	Capital Gold Radio Network
1 - 1:48.184	6 - 1:27.519	11 - 8:36.054	16 - 1:28.583
2 - 1:31.301	7 - 1:36.532	12 - 1:30.206	17 - 1:27.770
3 - 1:28.062	8 - 1:28.851	13 - 1:28.770	18 - 1:29.266
4 - 1:29.051	9 - 1:29.423	14 - 1:27.863	19 - <b>1:27.253</b>
5 - 1:28.325	10 - 1:29.159	15 - 1:28.392	

# Formula Palmer Audi VISMA Championship

## QUALIFYING - LAP ANALYSIS

(contd.)

<b>11</b>	<b>Sergey SHLEIKIN</b>	<b>USA</b>	RIK International
1 -	2:49.188	6 -	1:27.495
2 -	1:29.892	7 -	1:28.324
3 -	1:31.139	8 -	1:28.194
4 -	1:28.041	9 -	1:28.019
5 -	1:31.301	10 -	9:52.148P
		11 -	1:44.644
		12 -	1:28.248
		13 -	<b>1:27.473</b>
		14 -	1:28.266
		15 -	1:28.584
		16 -	1:27.732
		17 -	1:27.803
		18 -	1:29.456
<b>14</b>	<b>Stuart PRIOR</b>	<b>ENG</b>	Kitbag.com
1 -	1:45.513	6 -	1:26.150
2 -	1:31.382	7 -	3:34.718P
3 -	1:28.183	8 -	1:39.395
4 -	1:26.950	9 -	9:56.157
5 -	1:31.386	10 -	1:26.442
		11 -	1:26.686
		12 -	1:30.526
		13 -	1:55.364
		14 -	1:30.990
		15 -	1:27.175
		16 -	<b>1:25.937</b>
		17 -	1:37.517
<b>18</b>	<b>Gary EASTWOOD</b>	<b>GBR</b>	LKM
1 -	1:56.248	6 -	1:30.841
2 -	1:30.979	7 -	1:44.994
3 -	1:28.623	8 -	1:32.965
4 -	3:09.186P	9 -	9:18.448
5 -	1:39.602	10 -	1:32.523
		11 -	<b>1:27.860</b>
		12 -	1:32.090
		13 -	1:33.157
		14 -	1:34.088
		15 -	1:37.686
		16 -	1:28.135
		17 -	1:31.708
<b>19</b>	<b>Alexander TURUMIN</b>	<b>RUS</b>	Palmer Audi
1 -	2:03.267	6 -	1:26.269
2 -	1:29.030	7 -	1:26.506
3 -	1:27.600	8 -	1:30.811
4 -	1:26.763	9 -	1:26.904
5 -	1:26.811	10 -	1:27.023
		11 -	8:32.083
		12 -	1:28.597
		13 -	1:27.210
		14 -	1:27.985
		15 -	1:26.659
		16 -	1:27.326
		17 -	1:27.636
		18 -	<b>1:25.888</b>
		19 -	1:34.289
		20 -	1:26.132
<b>20</b>	<b>Ludovico MANFREDI</b>	<b>ITA</b>	Palmer Audi
1 -	2:40.733	6 -	1:35.697
2 -	1:36.766	7 -	1:35.003
3 -	1:36.923	8 -	1:36.793
4 -	1:35.500	9 -	<b>1:33.001</b>
5 -	1:36.035	10 -	8:33.159
		11 -	1:35.146
		12 -	1:34.864
		13 -	1:33.962
		14 -	1:33.922
		15 -	1:33.947
		16 -	1:34.364
		17 -	1:35.881
		18 -	1:33.794
<b>21</b>	<b>Chris HYMAN</b>	<b>RSA</b>	LCA Racing
1 -	1:48.566	6 -	1:26.456
2 -	1:29.636	7 -	1:39.306
3 -	1:27.516	8 -	1:33.513
4 -	1:26.843	9 -	1:33.340
5 -	1:27.141	10 -	1:26.141
		11 -	8:02.871
		12 -	1:26.654
		13 -	1:26.752
		14 -	1:25.798
		15 -	<b>1:25.295</b>
		16 -	2:08.152P
		17 -	1:43.516
		18 -	1:27.985
		19 -	1:32.216
<b>22</b>	<b>Anthony PINTO</b>	<b>USA</b>	Park Place Entertainments
1 -	2:40.376	6 -	1:31.373
2 -	1:34.057	7 -	1:31.941
3 -	1:31.931	8 -	1:32.457
4 -	1:31.498	9 -	1:32.555
5 -	1:35.148	10 -	8:36.273
		11 -	1:35.867
		12 -	1:33.373
		13 -	<b>1:30.437</b>
		14 -	1:34.710
		15 -	1:37.002
		16 -	1:34.748
		17 -	1:33.217
		18 -	1:36.507

# Formula Palmer Audi VISMA Championship

## QUALIFYING - LAP ANALYSIS

(contd.)

<b>23</b>	<b>Paul COMPTON</b>	<b>ENG</b>	JSP International
1 - 2:59.477	6 - 1:35.439	11 - 1:33.267	16 - 1:32.887
2 - 1:45.753	7 - 1:38.657	12 - 1:32.714	17 - <b>1:31.743</b>
3 - 1:40.196	8 - 1:33.827	13 - 1:32.076	
4 - 1:37.906	9 - 9:39.991	14 - 1:33.212	
5 - 1:36.505	10 - 1:33.816	15 - 1:34.305	
<b>25</b>	<b>Mark JOHNSTON</b>	<b>IRE</b>	Francis Morgan Performance Cars
1 - 2:11.396	6 - 1:33.290	11 - 1:27.188	16 - 1:27.232
2 - 1:31.479	7 - 1:27.350	12 - 1:27.367	17 - 1:27.150
3 - 1:29.196	8 - 1:33.138	13 - 1:27.964	18 - 1:27.493
4 - 1:28.386	9 - 1:26.700	14 - 1:26.690	19 - 1:40.084
5 - 2:53.591P	10 - 7:56.938	15 - <b>1:26.123</b>	
<b>27</b>	<b>Karim OJJEH</b>	<b>KSA</b>	TAG
1 - 2:14.849	6 - 1:26.623	11 - 1:27.043	
2 - 1:31.118	7 - 1:26.400	12 - 1:26.669	
3 - 1:50.343	8 - 3:40.603P	13 - <b>1:25.524</b>	
4 - 1:27.728	9 - 8:19.528	14 - 1:29.542	
5 - 1:26.338	10 - 1:26.785	15 - 1:26.308	
<b>29</b>	<b>Lou Meng CHEONG</b>	<b>CHN</b>	ZKL
1 - 2:17.508	6 - 1:29.179	11 - 7:59.577	16 - 1:30.232
2 - 1:30.609	7 - <b>1:28.691</b>	12 - 1:30.266	17 - 1:30.231
3 - 1:33.464	8 - 1:29.235	13 - 1:31.298	18 - 1:31.134
4 - 1:28.775	9 - 1:29.139	14 - 1:29.831	19 - 1:31.304
5 - 1:29.037	10 - 1:29.359	15 - 1:34.651	
<b>46</b>	<b>Francesca PARDINI</b>	<b>ITA</b>	Palmer Audi
1 - 2:10.793	6 - 1:37.315	11 - 8:10.836	16 - 1:28.473
2 - 1:33.234	7 - 1:29.985	12 - 1:27.874	17 - 1:30.368
3 - 1:29.268	8 - 1:27.940	13 - 1:43.933	18 - 1:27.102
4 - 1:27.544	9 - 1:26.596	14 - 1:26.952	19 - <b>1:26.468</b>
5 - 1:27.651	10 - 1:26.524	15 - 1:36.933	
<b>52</b>	<b>Ted TUPPEN</b>	<b>GBR</b>	Enterprise Inns
1 - 2:33.285	6 - 1:28.830	11 - 1:29.855	16 - 1:29.433
2 - 1:34.451	7 - 1:28.904	12 - 1:29.586	17 - 1:28.099
3 - 1:35.066	8 - 1:29.919	13 - 1:28.368	18 - <b>1:27.641</b>
4 - 1:29.277	9 - 1:28.277	14 - 1:28.830	
5 - 1:30.064	10 - 9:11.884	15 - 1:30.511	
<b>68</b>	<b>Chris PENNINGTON</b>	<b>GBR</b>	Microsoft
1 - 3:04.435	6 - 1:25.781	11 - 1:29.111	
2 - 1:28.330	7 - 1:27.688	12 - 1:29.145	
3 - 1:26.076	8 - 1:27.421	13 - <b>1:24.928</b>	
4 - 3:08.349P	9 - 8:04.477		
5 - 1:47.022	10 - 1:25.399		


# Formula Palmer Audi VISMA Championship QUALIFYING - LAP ANALYSIS

(contd.)

<b>88</b>	<b>John EMBIRICOS</b>	<b>GRE</b>	<b>Bluewater</b>
1 - 2:15.478	6 - 1:29.011	11 - 1:34.820	16 - <b>1:28.599</b>
2 - 1:32.209	7 - 1:28.818	12 - 1:29.620	17 - 1:31.392
3 - 1:40.431	8 - 1:30.927	13 - 1:29.585	18 - 1:30.807
4 - 1:31.537	9 - 1:29.518	14 - 1:31.154	
5 - 1:29.986	10 - 9:18.589	15 - 1:29.611	

# Formula Palmer Audi VISMA Championship

## GRID - RACE 5

ROW 11	23	COMPTON	20	MANFREDI
ROW 10	22	PINTO	7	BREWER
ROW 9	29	CHEONG	5	FONGENIE
ROW 8	18	EASTWOOD	88	EMBIRICOS
ROW 7	11	SHLEIKIN	52	TUPPEN
ROW 6	3	WHITE	8	JENSEN
ROW 5	25	JOHNSTON	46	PARDINI
ROW 4	4	WARREN	2	JENKINSON
ROW 3	19	TURUMIN	14	PRIOR
ROW 2	21	HYMAN	27	OJJEH
ROW 1	68	PENNINGTON	6	KENNARD
<b>POLE</b>				
				

Weather / Track : Sunny / Dry

These results are provisional until the conclusion of any judicial and technical matters.

Brands Hatch

Circuit Length = 2.6228 miles.

Start: 13:30 End: 14:05

Clerk Of Course:	Stewards:	Timekeeper:
------------------	-----------	-------------

# Formula Palmer Audi VISMA Championship

## RACE CLASSIFICATION - RACE 5

POS	NO	CL	NAME	NAT	CAR	TIME	LAPS	GAP	MPH	BEST
1	2		<b>Rob JENKINSON</b>	<b>GBR</b>	Park Place Entertainments	20:35.188	10		76.49	1:39.609
2	6		<b>Jonathan KENNARD</b>	<b>ENG</b>	Aedas Architects	20:43.507	10	8.319	75.98	1:42.359
3	19		<b>Alexander TURUMIN</b>	<b>RUS</b>	Palmer Audi	20:51.986	10	16.798	75.47	1:42.566
4	21		<b>Chris HYMAN</b>	<b>RSA</b>	LCA Racing	21:06.156	10	30.968	74.62	1:45.145
5	14		<b>Stuart PRIOR</b>	<b>ENG</b>	Kitbag.com	21:09.294	10	34.106	74.44	1:44.873
6	68		<b>Chris PENNINGTON</b>	<b>GBR</b>	Microsoft	21:12.365	10	37.177	74.26	1:47.327
7	46		<b>Francesca PARDINI</b>	<b>ITA</b>	Palmer Audi	21:14.162	10	38.974	74.15	1:46.234
8	11		<b>Sergey SHLEIKIN</b>	<b>USA</b>	RIK International	21:14.728	10	39.540	74.12	1:43.904
9	27		<b>Karim OJJEH</b>	<b>KSA</b>	TAG	21:19.233	10	44.045	73.86	1:40.045
10	52		<b>Ted TUPPEN</b>	<b>GBR</b>	Enterprise Inns	21:39.859	10	1:04.671	72.69	1:50.301
11	18		<b>Gary EASTWOOD</b>	<b>GBR</b>	LKM	21:42.765	10	1:07.577	72.52	1:49.214
12	88		<b>John EMBIRICOS</b>	<b>GRE</b>	Bluewater	21:55.199	10	1:20.011	71.84	1:48.399
13	29		<b>Lou Meng CHEONG</b>	<b>CHN</b>	ZKL	22:06.481	10	1:31.293	71.23	1:51.950
14	23		<b>Paul COMPTON</b>	<b>ENG</b>	JSP International	22:09.676	10	1:34.488	71.06	1:50.841
15	20		<b>Ludovico MANFREDI</b>	<b>ITA</b>	Palmer Audi	21:02.444	9		67.36	1:59.708

### NOT CLASSIFIED

7			<b>Tony BREWER</b>	<b>ENG</b>	Crucial Trading	20:03.656	9	D.N.F.	70.65	1:48.757
5			<b>Wesley FONGENIE</b>	<b>GBR</b>	Osborne Clarke	19:04.825	8	D.N.F.	66.04	2:01.452
8			<b>Viktor JENSEN</b>	<b>ISL</b>	Capital Gold Radio Network	10:28.601	4	D.N.F.	60.19	2:05.481
25			<b>Mark JOHNSTON</b>	<b>IRE</b>	Francis Morgan Performance Cars	2:05.307	1	D.N.F.	75.89	2:05.307
3			<b>Terry WHITE</b>	<b>GBR</b>	IC Services	2:09.305	1	D.N.F.	73.54	2:09.305
4			<b>Paul WARREN</b>	<b>ENG</b>	AIPS		0	D.N.F.	N/A	
22			<b>Anthony PINTO</b>	<b>USA</b>	Park Place Entertainments		0	D.N.F.	N/A	

### FASTEST LAP

2			<b>Rob JENKINSON</b>		Park Place Entertainments	1:39.609	10	94.79mph	152.55kph	
---	--	--	----------------------	--	---------------------------	----------	----	----------	-----------	--

Weather / Track : Cloudy / Wet

These results are provisional until the conclusion of any judicial and technical matters.

Brands Hatch

Circuit Length = 2.6228 miles.

Start: 11:38 End: 12:00

Clerk Of Course:	Stewards:	Timekeeper:
------------------	-----------	-------------

# Formula Palmer Audi VISMA Championship

## RACE CLASSIFICATION - RACE 5 - LAP CHART

Lap 1			Lap 2			Lap 3			Lap 4			Lap 5		
No	Behind	Laptime	No	Behind	Laptime	No	Behind	Laptime	No	Behind	Laptime	No	Behind	Laptime
6		1:50.518	6		2:39.263	6		2:58.277	6		2:49.829	6		1:45.004
27	1.158	1:51.676	27	1.283	2:39.388	27	2.569	2:59.563	27	1.997	2:49.257	2	5.007	1:47.438
2	3.612	1:54.130	2	6.009	2:41.660	2	5.156	2:57.424	2	2.573	2:47.246	21	7.449	1:46.819
21	7.802	1:58.320	21	6.535	2:37.996	21	6.001	2:57.743	21	5.634	2:49.462	14	8.027	1:44.873
68	9.290	1:59.808	68	7.496	2:37.469	68	7.633	2:58.414	68	7.578	2:49.774	68	11.006	1:48.432
14	10.114	2:00.632	14	8.359	2:37.508	14	9.178	2:59.096	14	8.158	2:48.809	19	11.117	1:47.369
19	11.106	2:01.624	19	8.863	2:37.020	19	9.755	2:59.169	19	8.752	2:48.826	46	17.052	1:49.393
25	14.789	2:05.307	8	9.607	2:33.907	8	10.206	2:58.876	8	10.714	2:50.337	52	21.184	1:51.580
8	14.963	2:05.481	46	11.109	2:29.422	46	10.972	2:58.140	46	12.663	2:51.520	11	24.630	1:51.270
3	18.787	2:09.305	52	12.722	2:29.073	52	12.764	2:58.319	52	14.608	2:51.673	18	28.677	1:56.015
46	20.950	2:11.468	18	15.026	2:27.582	18	14.570	2:57.821	18	17.666	2:52.925	7	29.094	1:52.072
52	22.912	2:13.430	11	15.861	2:27.028	11	15.499	2:57.915	11	18.364	2:52.694	29	34.385	1:56.865
18	26.707	2:17.225	88	16.190	2:27.139	88	16.837	2:58.924	88	20.232	2:53.224	88	35.207	1:59.979
11	28.096	2:18.614	7	17.236	2:24.042	7	17.790	2:58.831	7	22.026	2:54.065	27	36.830	2:19.837
88	28.314	2:18.832	29	20.101	2:28.408	29	18.476	2:56.652	29	22.524	2:53.877	23	38.883	1:58.583
29	30.956	2:21.474	23	21.777	2:27.981	23	20.812	2:57.312	23	25.304	2:54.321	20	49.453	2:06.399
7	32.457	2:22.975	20	26.169	2:26.675	20	22.904	2:55.012	20	28.058	2:54.983	5	52.195	2:06.898
23	33.059	2:23.577	5	1:56.121	2:24.600	5	1:12.177	2:14.333	5	30.301	2:07.953			
20	38.757	2:29.275												
5	2:10.784	4:01.302P												

**Formula Palmer Audi VISMA Championship**  
**RACE CLASSIFICATION - RACE 5 - LAP CHART**  
 (contd.)

Lap 6			Lap 7			Lap 8			Lap 9			Lap 10		
No	Behind	Laptime	No	Behind	Laptime	No	Behind	Laptime	No	Behind	Laptime	No	Behind	Laptime
6		1:44.990	6		1:42.359	6		1:43.329	2		1:41.523	2		1:39.609
2	2.180	1:42.163	2	1.646	1:41.825	2	0.487	1:42.170	6	4.560	1:46.570	6	8.319	1:43.368
21	10.201	1:47.742	19	12.585	1:44.135	19	11.822	1:42.566	5	1 LAP	2:03.005	19	16.798	1:43.334
14	10.350	1:47.313	21	15.972	1:48.130	21	17.788	1:45.145	19	13.073	1:43.261	20	1 LAP	2:09.433
19	10.809	1:44.682	14	16.537	1:48.546	14	19.370	1:46.162	21	21.264	1:45.486	21	30.968	1:49.313
68	14.436	1:48.420	68	19.589	1:47.512	68	23.787	1:47.527	14	22.669	1:45.309	14	34.106	1:51.046
46	19.561	1:47.499	46	23.695	1:46.493	46	27.453	1:47.087	68	29.459	1:47.682	68	37.177	1:47.327
52	27.028	1:50.834	11	29.642	1:44.853	11	30.217	1:43.904	46	31.677	1:46.234	46	38.974	1:46.906
11	27.148	1:47.508	52	35.457	1:50.788	52	44.572	1:52.444	11	32.792	1:44.585	11	39.540	1:46.357
18	33.853	1:50.166	18	42.649	1:51.155	27	45.000	1:44.494	27	43.609	1:40.619	27	44.045	1:40.045
7	35.038	1:50.934	7	43.182	1:50.503	18	50.610	1:51.290	52	53.979	1:51.417	52	1:04.671	1:50.301
27	39.792	1:47.952	27	43.835	1:46.402	7	1:01.330	2:01.477	18	57.814	1:49.214	18	1:07.577	1:49.372
29	42.102	1:52.707	29	51.693	1:51.950	29	1:03.032	1:54.668	7	1:08.077	1:48.757	88	1:20.011	1:49.707
88	45.842	1:55.625	88	53.676	1:50.193	88	1:03.524	1:53.177	88	1:09.913	1:48.399	29	1:31.293	1:53.579
23	48.397	1:54.504	23	56.879	1:50.841	23	1:07.208	1:53.658	29	1:17.323	1:56.301	23	1:34.488	1:55.070
20	1:05.712	2:01.249	20	1:23.063	1:59.710	20	1:39.442	1:59.708	23	1:19.027	1:53.829			
5	1:12.487	2:05.282	5	1:31.580	2:01.452									

# Formula Palmer Audi VISMA Championship

## QUALIFYING - RACE 10

POS	NO	CL	NAME	NAT	CAR	TIME	LAPS	GAP	MPH
1	6		Jonathan KENNARD	ENG	Aedas Architects	1:24.991	18		111.09
2	68		Chris PENNINGTON	GBR	Microsoft	1:25.232	14	0.241	110.78
3	14		Stuart PRIOR	ENG	Kitbag.com	1:25.432	18	0.441	110.52
4	2		Rob JENKINSON	GBR	Park Place Entertainments	1:25.481	19	0.490	110.45
5	27		Karim OJJEH	KSA	TAG	1:25.906	17	0.915	109.91
6	21		Chris HYMAN	RSA	LCA Racing	1:26.469	19	1.478	109.19
7	4		Paul WARREN	ENG	AIPS	1:26.615	20	1.624	109.01
8	46		Francesca PARDINI	ITA	Palmer Audi	1:26.854	20	1.863	108.71
9	8		Viktor JENSEN	ISL	Capital Gold Radio Network	1:26.984	20	1.993	108.55
10	18		Gary EASTWOOD	GBR	LKM	1:27.523	17	2.532	107.88
11	19		Alexander TURUMIN	RUS	Palmer Audi	1:27.776	4	2.785	107.57
12	3		Terry WHITE	GBR	IC Services	1:27.789	20	2.798	107.55
13	88		John EMBIRICOS	GRE	Bluewater	1:27.933	20	2.942	107.37
14	52		Ted TUPPEN	GBR	Enterprise Inns	1:27.952	19	2.961	107.35
15	25		Mark JOHNSTON	IRE	Francis Morgan Performance Cars	1:28.235	17	3.244	107.01
16	11		Sergey SHLEIKIN	USA	RIK International	1:28.367	16	3.376	106.85
17	29		Lou Meng CHEONG	CHN	ZKL	1:28.846	18	3.855	106.27
18	5		Wesley FONGENIE	GBR	Osborne Clarke	1:28.850	19	3.859	106.27
19	7		Tony BREWER	ENG	Crucial Trading	1:29.077	18	4.086	105.99
20	23		Paul COMPTON	ENG	JSP International	1:30.572	19	5.581	104.24
21	22		Anthony PINTO	USA	Park Place Entertainments	1:30.586	19	5.595	104.23
22	20		Ludovico MANFREDI	ITA	Palmer Audi	1:31.593	19	6.602	103.08

Weather / Track : Sunny / Dry

These results are provisional until the conclusion of any judicial and technical matters.

Brands Hatch

Circuit Length = 2.6228 miles.

Start: 15:30 End: 16:00

Clerk Of Course:	Stewards:	Timekeeper:
------------------	-----------	-------------

## Formula Palmer Audi VISMA Championship QUALIFYING - LAP ANALYSIS

<b>2</b>	<b>Rob JENKINSON</b>		<b>GBR</b>	Park Place Entertainments			
1 -	2:26.524	6 -	1:31.685	11 -	1:26.049	16 -	1:27.878
2 -	1:42.338	7 -	1:31.810	12 -	1:25.690	17 -	1:25.829
3 -	1:34.986	8 -	1:31.957	13 -	1:45.316	18 -	1:35.772
4 -	1:32.716	9 -	1:29.911	14 -	<b>1:25.481</b>	19 -	1:25.968
5 -	1:31.930	10 -	1:46.292	15 -	1:30.885		
<b>3</b>	<b>Terry WHITE</b>		<b>GBR</b>	IC Services			
1 -	1:37.629	6 -	1:27.848	11 -	1:28.094	16 -	1:27.855
2 -	1:32.244	7 -	1:29.168	12 -	1:28.993	17 -	<b>1:27.789</b>
3 -	1:29.587	8 -	1:28.251	13 -	1:28.357	18 -	1:28.577
4 -	1:29.424	9 -	1:28.431	14 -	1:28.362	19 -	1:28.635
5 -	1:29.078	10 -	1:28.498	15 -	1:28.907	20 -	1:29.011
<b>4</b>	<b>Paul WARREN</b>		<b>ENG</b>	AIPS			
1 -	2:36.619	6 -	1:27.829	11 -	1:26.735	16 -	1:27.780
2 -	1:31.195	7 -	1:28.315	12 -	1:27.166	17 -	<b>1:26.615</b>
3 -	1:30.394	8 -	1:28.052	13 -	1:26.836	18 -	1:26.760
4 -	1:28.132	9 -	1:27.010	14 -	1:27.498	19 -	1:27.250
5 -	1:28.279	10 -	1:27.292	15 -	1:27.070	20 -	1:29.650
<b>5</b>	<b>Wesley FONGENIE</b>		<b>GBR</b>	Osborne Clarke			
1 -	1:53.257	6 -	1:29.746	11 -	1:29.721	16 -	1:30.914
2 -	1:32.075	7 -	1:31.439	12 -	1:42.811	17 -	1:32.422
3 -	1:31.283	8 -	1:29.172	13 -	1:29.348	18 -	1:29.829
4 -	1:31.029	9 -	<b>1:28.850</b>	14 -	1:50.334	19 -	1:29.843
5 -	1:32.271	10 -	1:29.381	15 -	1:29.189		
<b>6</b>	<b>Jonathan KENNARD</b>		<b>ENG</b>	Aedas Architects			
1 -	2:17.826	6 -	1:36.221	11 -	1:39.251P	16 -	1:31.607
2 -	1:38.247	7 -	1:30.660	12 -	1:33.499	17 -	1:33.740
3 -	1:28.245	8 -	1:27.299	13 -	<b>1:24.991</b>	18 -	1:27.799
4 -	1:26.015	9 -	1:26.127	14 -	1:25.140		
5 -	3:59.393P	10 -	1:25.455	15 -	1:27.513		
<b>7</b>	<b>Tony BREWER</b>		<b>ENG</b>	Crucial Trading			
1 -	2:12.311	6 -	<b>1:29.077</b>	11 -	1:30.383	16 -	1:31.001
2 -	1:35.552	7 -	1:29.131	12 -	1:30.725	17 -	1:30.889
3 -	1:30.985	8 -	2:58.290P	13 -	1:32.229	18 -	1:30.239
4 -	1:30.471	9 -	1:40.835	14 -	1:29.665		
5 -	1:29.893	10 -	1:29.435	15 -	1:30.903		
<b>8</b>	<b>Viktor JENSEN</b>		<b>ISL</b>	Capital Gold Radio Network			
1 -	2:01.063	6 -	1:27.113	11 -	1:28.437	16 -	1:29.048
2 -	1:29.769	7 -	1:28.600	12 -	1:27.316	17 -	1:28.537
3 -	1:28.650	8 -	1:28.559	13 -	1:27.906	18 -	1:27.423
4 -	1:28.508	9 -	1:29.531	14 -	1:28.083	19 -	<b>1:26.984</b>
5 -	1:28.697	10 -	1:27.412	15 -	1:27.208	20 -	1:27.512

# Formula Palmer Audi VISMA Championship

## QUALIFYING - LAP ANALYSIS

(contd.)

<b>11</b>	<b>Sergey SHLEIKIN</b>	<b>USA</b>	RIK International
1 - 2:12.665	6 - <b>1:28.367</b>	11 - 1:29.141	16 - 1:36.292
2 - 1:34.421	7 - 1:28.491	12 - 1:30.827	
3 - 1:29.303	8 - 1:28.535	13 - 1:31.402	
4 - 1:28.830	9 - 1:29.322	14 - 1:37.145	
5 - 1:28.726	10 - 1:29.021	15 - 1:36.653	
<b>14</b>	<b>Stuart PRIOR</b>	<b>ENG</b>	Kitbag.com
1 - 1:50.452	6 - 1:41.069	11 - 1:34.610	16 - 1:31.850
2 - 1:31.261	7 - 1:27.834	12 - 1:27.602	17 - 1:27.881
3 - 1:27.342	8 - 1:34.444	13 - 1:36.653	18 - <b>1:25.432</b>
4 - 1:26.765	9 - 1:31.569	14 - 1:30.897	
5 - 3:50.252P	10 - 1:26.353	15 - 1:28.483	
<b>18</b>	<b>Gary EASTWOOD</b>	<b>GBR</b>	LKM
1 - 1:43.899	6 - 1:27.859	11 - 1:29.135	16 - 1:32.726
2 - 1:28.272	7 - 1:31.176	12 - 1:29.699	17 - 1:33.890
3 - <b>1:27.523</b>	8 - 1:27.929	13 - 1:28.382	
4 - 1:28.208	9 - 1:29.047	14 - 1:29.430	
5 - 1:28.928	10 - 1:27.826	15 - 1:32.364	
<b>19</b>	<b>Alexander TURUMIN</b>	<b>RUS</b>	Palmer Audi
1 - 1:48.105			
2 - 1:28.770			
3 - 1:27.843			
4 - <b>1:27.776</b>			
<b>20</b>	<b>Ludovico MANFREDI</b>	<b>ITA</b>	Palmer Audi
1 - 2:11.573	6 - 1:34.307	11 - 1:33.624	16 - 1:33.567
2 - 1:38.892	7 - 1:33.511	12 - 1:33.803	17 - 1:33.346
3 - 1:35.042	8 - 1:33.177	13 - 1:32.546	18 - 1:33.750
4 - 1:34.071	9 - 1:34.269	14 - <b>1:31.593</b>	19 - 1:32.853
5 - 1:34.428	10 - 1:34.130	15 - 1:32.928	
<b>21</b>	<b>Chris HYMAN</b>	<b>RSA</b>	LCA Racing
1 - 2:02.421	6 - 1:26.651	11 - 1:26.574	16 - 1:26.559
2 - 1:28.985	7 - 1:27.470	12 - 1:44.048	17 - 1:26.494
3 - 1:27.588	8 - 1:31.639	13 - 1:27.280	18 - 1:27.314
4 - 1:28.238	9 - 1:37.670	14 - 1:27.547	19 - 1:34.664
5 - 1:27.588	10 - 1:27.859	15 - <b>1:26.469</b>	
<b>22</b>	<b>Anthony PINTO</b>	<b>USA</b>	Park Place Entertainments
1 - 2:28.941	6 - 1:31.932	11 - 1:33.924	16 - 1:33.034
2 - 1:40.718	7 - 1:31.935	12 - 1:31.278	17 - 1:34.114
3 - 1:35.038	8 - 1:31.604	13 - 1:32.225	18 - 1:32.558
4 - 1:32.922	9 - <b>1:30.586</b>	14 - 1:32.087	19 - 1:35.205
5 - 1:31.627	10 - 1:31.271	15 - 1:39.311	

# Formula Palmer Audi VISMA Championship

## QUALIFYING - LAP ANALYSIS

(contd.)

<b>23</b>	<b>Paul COMPTON</b>	<b>ENG</b>	JSP International
1 - 2:41.310	6 - 1:33.931	11 - 1:31.357	16 - 1:31.033
2 - 1:42.367	7 - 1:34.266	12 - <b>1:30.572</b>	17 - 1:30.804
3 - 1:35.866	8 - 1:34.350	13 - 1:31.546	18 - 1:33.105
4 - 1:38.379	9 - 1:33.190	14 - 1:34.905	19 - 1:30.777
5 - 1:33.511	10 - 1:30.802	15 - 1:30.725	
<b>25</b>	<b>Mark JOHNSTON</b>	<b>IRE</b>	Francis Morgan Performance Cars
1 - 1:46.285	6 - 1:30.569	11 - 3:55.686P	16 - 1:28.386
2 - 1:31.244	7 - 1:31.241	12 - 1:41.461	17 - <b>1:28.235</b>
3 - 2:48.658P	8 - 1:30.527	13 - 1:28.851	
4 - 1:39.860	9 - 1:28.994	14 - 1:28.295	
5 - 1:29.400	10 - 1:29.561	15 - 1:30.519	
<b>27</b>	<b>Karim OJJEH</b>	<b>KSA</b>	TAG
1 - 1:58.050	6 - 1:26.519	11 - 1:26.931	16 - 1:44.985
2 - 1:28.500	7 - 1:27.903	12 - 1:26.311	17 - 1:27.954
3 - 1:27.239	8 - 1:26.311	13 - 1:26.761	
4 - 1:27.817	9 - 3:43.517P	14 - <b>1:25.906</b>	
5 - 1:29.370	10 - 1:49.362	15 - 2:04.377	
<b>29</b>	<b>Lou Meng CHEONG</b>	<b>CHN</b>	ZKL
1 - 2:00.586	6 - 1:29.723	11 - 1:29.644	16 - 1:31.063
2 - 1:34.288	7 - 1:29.614	12 - 1:31.736	17 - 1:29.916
3 - 1:30.285	8 - <b>1:28.846</b>	13 - 1:30.492	18 - 1:30.656
4 - 1:30.277	9 - 1:29.232	14 - 3:27.515P	
5 - 1:30.703	10 - 1:29.267	15 - 1:41.735	
<b>46</b>	<b>Francesca PARDINI</b>	<b>ITA</b>	Palmer Audi
1 - 2:07.528	6 - 1:27.486	11 - 1:27.324	16 - 1:26.957
2 - 1:31.424	7 - 1:47.135	12 - 1:31.191	17 - 1:26.944
3 - 1:28.143	8 - 1:27.834	13 - 1:27.638	18 - 1:28.046
4 - 1:28.498	9 - 1:27.044	14 - <b>1:26.854</b>	19 - 1:31.381
5 - 1:28.322	10 - 1:27.286	15 - 1:27.252	20 - 1:28.001
<b>52</b>	<b>Ted TUPPEN</b>	<b>GBR</b>	Enterprise Inns
1 - 2:07.413	6 - 1:28.396	11 - 1:30.480	16 - <b>1:27.952</b>
2 - 1:32.546	7 - 1:28.949	12 - 1:28.445	17 - 1:29.100
3 - 1:30.641	8 - 1:28.560	13 - 1:34.222	18 - 1:28.108
4 - 1:29.384	9 - 3:06.661P	14 - 1:29.172	19 - 1:31.282
5 - 1:29.335	10 - 1:35.015	15 - 1:28.445	
<b>68</b>	<b>Chris PENNINGTON</b>	<b>GBR</b>	Microsoft
1 - 3:29.995	6 - <b>1:25.232</b>	11 - 1:44.595	
2 - 1:28.067	7 - 1:27.637	12 - 1:28.778	
3 - 1:26.741	8 - 1:26.116	13 - 1:28.521	
4 - 2:57.949P	9 - 1:26.374	14 - 1:25.818	
5 - 1:36.273	10 - 5:34.395P		

# Formula Palmer Audi VISMA Championship QUALIFYING - LAP ANALYSIS

(contd.)

<b>88</b>	<b>John EMBIRICOS</b>	<b>GRE</b>	<b>Bluewater</b>
1 - 1:50.824	6 - 1:28.787	11 - 1:28.018	16 - 1:29.065
2 - 1:31.709	7 - 1:28.016	12 - 1:28.039	17 - 1:28.981
3 - 1:29.815	8 - 1:30.176	13 - 1:29.869	18 - 1:29.144
4 - 1:28.632	9 - 1:29.240	14 - 1:29.818	19 - <b>1:27.933</b>
5 - 1:28.746	10 - 1:28.559	15 - 1:29.677	20 - 1:29.253

# Formula Palmer Audi VISMA Championship

## GRID - RACE 10

ROW 11	22	PINTO	20	MANFREDI
ROW 10	7	BREWER	23	COMPTON
ROW 9	29	CHEONG	5	FONGENIE
ROW 8	25	JOHNSTON	11	SHLEIKIN
ROW 7	88	EMBIRICOS	52	TUPPEN
ROW 6	19	TURUMIN	3	WHITE
ROW 5	8	JENSEN	18	EASTWOOD
ROW 4	4	WARREN	46	PARDINI
ROW 3	27	OJJEH	21	HYMAN
ROW 2	14	PRIOR	2	JENKINSON
ROW 1	6	KENNARD	68	PENNINGTON
<b>POLE</b>				



Weather / Track : Sunny / Dry  
 These results are provisional until the conclusion of any judicial and technical matters.

Brands Hatch  
 Circuit Length = 2.6228 miles.  
 Start: 15:30 End: 16:00

Clerk Of Course:	Stewards:	Timekeeper:
------------------	-----------	-------------

# Formula Palmer Audi VISMA Championship

## RACE CLASSIFICATION - RACE 10

POS	NO	CL	NAME	NAT	CAR	TIME	LAPS	GAP	MPH	BEST
1	2		<b>Rob JENKINSON</b>	<b>GBR</b>	Park Place Entertainments	25:37.487	14		86.02	1:35.657
2	6		<b>Jonathan KENNARD</b>	<b>ENG</b>	Aedas Architects	25:37.747	14	0.260	86.00	1:35.762
3	19		<b>Alexander TURUMIN</b>	<b>RUS</b>	Palmer Audi	25:37.968	14	0.481	85.99	1:35.214
4	27		<b>Karim OJJEH</b>	<b>KSA</b>	TAG	25:38.644	14	1.157	85.95	1:35.681
5	68		<b>Chris PENNINGTON</b>	<b>GBR</b>	Microsoft	25:55.865	14	18.378	85.00	1:36.621
6	46		<b>Francesca PARDINI</b>	<b>ITA</b>	Trasea	25:59.324	14	21.837	84.81	1:37.125
7	4		<b>Paul WARREN</b>	<b>ENG</b>	AIPS	26:04.091	14	26.604	84.55	1:37.042
8	21		<b>Chris HYMAN</b>	<b>RSA</b>	LCA Racing	26:16.653	14	39.166	83.88	1:37.382
9	18		<b>Gary EASTWOOD</b>	<b>GBR</b>	LKM	26:21.220	14	43.733	83.64	1:38.362
10	88		<b>John EMBIRICOS</b>	<b>GRE</b>	Bluewater	26:21.500	14	44.013	83.62	1:38.479
11	52		<b>Ted TUPPEN</b>	<b>GBR</b>	Enterprise Inns	26:22.685	14	45.198	83.56	1:37.645
12	3		<b>Terry WHITE</b>	<b>GBR</b>	IC Services	26:23.444	14	45.957	83.52	1:35.884
13	29		<b>Lou Meng CHEONG</b>	<b>CHN</b>	ZKL	26:47.991	14	1:10.504	82.25	1:41.418
14	23		<b>Paul COMPTON</b>	<b>ENG</b>	JSP International	27:19.795	14	1:42.308	80.65	1:43.824
15	5		<b>Wesley FONGENIE</b>	<b>GBR</b>	Osborne Clarke	27:21.140	14	1:43.653	80.58	1:42.587
16	22		<b>Anthony PINTO</b>	<b>USA</b>	Park Place Entertainments	25:55.507	13	1 LAP	78.95	1:44.698
17	20		<b>Ludovico MANFREDI</b>	<b>ITA</b>	Palmer Audi	26:19.700	13	1 LAP	77.74	1:46.563
18	11		<b>Sergey SHLEIKIN</b>	<b>USA</b>	RIK International	27:19.284	12	2 LAPS	69.16	1:37.119
NOT CLASSIFIED										
14			<b>Stuart PRIOR</b>	<b>ENG</b>	Kitbag.com	19:15.089	10	D.N.F.	81.80	1:36.166
25			<b>Mark JOHNSTON</b>	<b>IRE</b>	Francis Morgan Performance Cars	17:47.622	9	D.N.F.	79.66	1:36.742
8			<b>Viktor JENSEN</b>	<b>ISL</b>	Capital Gold Radio Network	3:47.139	2	D.N.F.	83.43	1:43.491
FASTEST LAP										
19			<b>Alexander TURUMIN</b>		Palmer Audi	1:35.214	11	99.16mph		159.59kph

Weather / Track : Cloudy / Wet

These results are provisional until the conclusion of any judicial and technical matters.

Brands Hatch

Circuit Length = 2.6228 miles.

Start: 15:47 End: 16:13

Clerk Of Course:	Stewards:	Timekeeper:
------------------	-----------	-------------

# Formula Palmer Audi VISMA Championship

## RACE CLASSIFICATION - RACE 10 - LAP CHART

Lap 1			Lap 2			Lap 3			Lap 4			Lap 5		
No	Behind	Laptime	No	Behind	Laptime	No	Behind	Laptime	No	Behind	Laptime	No	Behind	Laptime
6		1:44.539	6		1:38.338	6		1:37.485	6		2:54.641	6		3:13.772
14	1.408	1:45.947	14	1.231	1:38.161	14	0.937	1:37.191	14	1.120	2:54.824	14	0.500	3:13.152
2	2.169	1:46.708	2	2.319	1:38.488	2	3.597	1:38.763	2	4.422	2:55.466	2	1.235	3:10.585
68	5.095	1:49.634	68	7.138	1:40.381	27	7.468	1:37.593	27	7.638	2:54.811	27	2.138	3:08.272
27	5.584	1:50.123	27	7.360	1:40.114	68	8.784	1:39.131	68	8.652	2:54.509	68	3.419	3:08.539
19	6.589	1:51.128	19	7.742	1:39.491	19	8.944	1:38.687	19	9.455	2:55.152	19	3.646	3:07.963
46	10.630	1:55.169	46	12.367	1:40.075	46	15.424	1:40.542	46	10.131	2:49.348	46	4.586	3:08.227
18	15.306	1:59.845	18	20.605	1:43.637	25	25.929	1:41.742	25	11.358	2:40.070	25	5.780	3:08.194
3	15.777	2:00.316	3	21.492	1:44.053	18	26.286	1:43.166	18	12.220	2:40.575	18	7.189	3:08.741
21	17.269	2:01.808	25	21.672	1:42.576	3	31.130	1:47.123	3	13.372	2:36.883	3	7.500	3:07.900
25	17.434	2:01.973	8	24.262	1:43.491	88	34.312	1:44.401	88	14.328	2:34.657	88	8.399	3:07.843
11	17.551	2:02.090	88	27.396	1:45.558	29	34.636	1:43.613	4	15.049	2:33.187	4	9.204	3:07.927
8	19.109	2:03.648	29	28.508	1:45.180	4	36.503	1:42.802	29	16.057	2:36.062	29	10.755	3:08.470
88	20.176	2:04.715	21	30.888	1:51.957	21	38.954	1:45.551	21	16.837	2:32.524	21	10.942	3:07.877
29	21.666	2:06.205	4	31.186	1:44.907	52	41.840	1:46.141	52	17.937	2:30.738	52	11.514	3:07.349
52	24.390	2:08.929	52	33.184	1:47.132	23	49.302	1:49.754	23	19.623	2:24.962	23	14.418	3:08.567
4	24.617	2:09.156	23	37.033	1:48.479	20	57.072	1:52.385	20	21.534	2:19.103	20	16.527	3:08.765
23	26.892	2:11.431	20	42.172	1:50.050	22	59.142	1:51.429	22	22.512	2:18.011	22	17.929	3:09.189
20	30.460	2:14.999	22	45.198	1:52.370	5	1:15.717	1:50.804	5	23.475	2:02.399	5	18.351	3:08.648
22	31.166	2:15.705	5	1:02.398	1:55.195				11	2 LAPS	8:42.027P	11	2 LAPS	1:49.136
5	45.541	2:30.080												

**Formula Palmer Audi VISMA Championship**  
**RACE CLASSIFICATION - RACE 10 - LAP CHART**  
 (contd.)

Lap 6			Lap 7			Lap 8			Lap 9			Lap 10		
No	Behind	Laptime	No	Behind	Laptime	No	Behind	Laptime	No	Behind	Laptime	No	Behind	Laptime
6		1:37.636	6		1:36.389	6		1:36.742	6		1:36.780	6		1:36.795
14	1.047	1:38.183	14	0.955	1:36.297	14	1.292	1:37.079	14	0.678	1:36.166	2	0.726	1:36.087
2	1.709	1:38.110	2	2.227	1:36.907	2	1.814	1:36.329	2	1.434	1:36.400	14	1.972	1:38.089
27	2.765	1:38.263	27	2.699	1:36.323	27	2.671	1:36.714	27	1.598	1:35.707	27	2.054	1:37.251
19	2.895	1:36.885	19	3.364	1:36.858	19	2.771	1:36.149	19	2.389	1:36.398	19	2.116	1:36.522
68	5.112	1:39.329	68	6.792	1:38.069	68	8.698	1:38.648	68	9.384	1:37.466	68	9.210	1:36.621
46	7.315	1:40.365	46	9.321	1:38.395	46	11.302	1:38.723	25	11.300	1:36.742	46	14.759	1:38.684
25	7.931	1:39.787	25	9.823	1:38.281	25	11.338	1:38.257	46	12.870	1:38.348	4	20.885	1:38.075
18	10.380	1:40.827	18	14.296	1:40.305	4	17.839	1:39.746	4	19.605	1:38.546	21	26.254	1:39.464
3	10.527	1:40.663	3	14.356	1:40.218	3	17.849	1:40.235	21	23.585	1:39.508	18	30.930	1:41.313
4	11.370	1:39.802	4	14.835	1:39.854	21	20.857	1:41.132	18	26.412	1:41.570	88	31.114	1:41.078
88	12.275	1:41.512	88	15.512	1:39.626	18	21.622	1:44.068	88	26.831	1:40.233	52	34.370	1:40.999
21	12.759	1:39.453	21	16.467	1:40.097	88	23.378	1:44.608	52	30.166	1:40.545	29	41.861	1:41.418
29	15.885	1:42.766	52	21.584	1:41.010	52	26.401	1:41.559	29	37.238	1:44.027	3	42.566	1:38.538
52	16.963	1:43.085	29	23.286	1:43.790	29	29.991	1:43.447	3	40.823	1:59.754	23	1:03.313	1:47.098
23	23.387	1:46.605	23	30.822	1:43.824	23	41.699	1:47.619	23	53.010	1:48.091	5	1:15.341	1:46.077
20	29.292	1:50.401	22	40.973	1:47.491	22	50.494	1:46.263	22	58.412	1:44.698	20	1:23.269	1:53.034
22	29.871	1:49.578	20	43.738	1:50.835	20	53.559	1:46.563	5	1:06.059	1:47.932	22	1:23.625	2:02.008
5	32.581	1:51.866	5	44.851	1:48.659	5	54.907	1:46.798	20	1:07.030	1:50.251	11	2 LAPS	1:37.162
11	2 LAPS	1:39.558	11	2 LAPS	1:37.746	11	2 LAPS	1:38.322	11	2 LAPS	1:37.165			

**Formula Palmer Audi VISMA Championship**  
**RACE CLASSIFICATION - RACE 10 - LAP CHART**  
 (contd.)

Lap 11			Lap 12			Lap 13			Lap 14			Lap 15		
No	Behind	Laptime	No	Behind	Laptime	No	Behind	Laptime	No	Behind	Laptime	No	Behind	Laptime
6		1:35.904	2		1:36.040	2		1:35.990	2		1:35.657			
2	0.779	1:35.957	6	0.297	1:37.116	6	0.155	1:35.848	6	0.260	1:35.762			
19	1.426	1:35.214	19	0.624	1:36.017	19	0.306	1:35.672	19	0.481	1:35.832			
27	2.264	1:36.114	27	1.126	1:35.681	27	1.021	1:35.885	27	1.157	1:35.793			
68	10.266	1:36.960	20	1 LAP	1:57.589	22	1 LAP	1:46.523	22	1 LAP	1:46.419			
46	15.980	1:37.125	68	11.063	1:37.616	68	14.548	1:39.475	68	18.378	1:39.487			
4	23.423	1:38.442	46	16.470	1:37.309	46	19.117	1:38.637	46	21.837	1:38.377			
21	29.167	1:38.817	4	23.737	1:37.133	4	25.219	1:37.472	4	26.604	1:37.042			
18	35.663	1:40.637	21	31.362	1:39.014	20	1 LAP	1:54.345	21	39.166	1:42.069			
88	35.868	1:40.658	18	38.270	1:39.426	21	32.754	1:37.382	20	1 LAP	1:51.380			
52	38.757	1:40.291	88	38.414	1:39.365	18	41.028	1:38.748	18	43.733	1:38.362			
3	44.183	1:37.521	52	41.082	1:39.144	88	41.191	1:38.767	88	44.013	1:38.479			
29	47.922	1:41.965	3	45.178	1:37.814	52	43.210	1:38.118	52	45.198	1:37.645			
23	1:14.408	1:46.999	29	54.125	1:43.022	3	45.730	1:36.542	3	45.957	1:35.884			
5	1:22.285	1:42.848	23	1:23.240	1:45.651	29	1:00.916	1:42.781	29	1:10.504	1:45.245			
11	2 LAPS	1:39.076	5	1:28.053	1:42.587	23	1:31.981	1:44.731	11	2 LAPS	1:42.155			
22	1:33.544	1:45.823	11	2 LAPS	1:37.119	5	1:35.037	1:42.974	23	1:42.308	1:45.984			
						11	2 LAPS	1:37.728	5	1:43.653	1:44.273			

# Caterham Roadsport Challenge A RACE 1

## QUALIFYING - RACE 3

POS	NO	CL	NAME	NAT	CAR	TIME	LAPS	GAP	MPH
1	14	A	Mike RICHARDS		Caterham	1:42.938	12		91.72
2	8	A	Graham FENNYMORE		Caterham	1:42.995	11	0.057	91.67
3	27	A	Nick PAYNE		Caterham	1:43.118	12	0.180	91.56
4	66	A	James BROMLEY		Caterham	1:43.396	11	0.458	91.32
5	22	A	Chris NICOLAS		Caterham	1:43.521	11	0.583	91.20
6	9	A	Ted MURRAY		Caterham	1:43.834	11	0.896	90.93
7	11	A	Nathan BELL		Caterham	1:44.158	11	1.220	90.65
8	23	A	Neil ROBINSON		Caterham	1:44.368	11	1.430	90.46
9	16	A	Jamie CONSTABLE		Caterham	1:44.468	11	1.530	90.38
10	5	A	Laurence WILTSHIRE		Caterham	1:44.755	10	1.817	90.13
11	34	A	Stephen ROGERS		Caterham	1:45.138	11	2.200	89.80
12	13	Al	Douglas CLARK		Caterham	1:45.325	11	2.387	89.64
13	4	A	John BARBOUR		Caterham	1:45.328	11	2.390	89.64
14	77	A	Ewan McINTYRE		Caterham	1:45.445	11	2.507	89.54
15	10	A	James GARDINER		Caterham	1:45.620	11	2.682	89.39
16	82	A	Dave O'CARROLL		Caterham	1:45.822	11	2.884	89.22
17	2	A	Paul GALAN-BAMFIELD		Caterham	1:46.416	11	3.478	88.72
18	12	Al	Nick POTTER		Caterham	1:46.980	11	4.042	88.26
19	76	A	David PETERS		Caterham	1:47.450	11	4.512	87.87
20	44	Al	Stephen ROWDEN		Caterham	1:49.784	11	6.846	86.00
21	3	A	Mark PRATT		Caterham	1:50.098	9	7.160	85.76
22	98	A	Mike CORRIDAN		Caterham	1:56.452	10	13.514	81.08

Car No 9 - Needs a working transponder please.

Weather / Track : Sunny / Dry

These results are provisional until the conclusion of any judicial and technical matters.

Brands Hatch

Circuit Length = 2.6228 miles.

Start: 14:50 End: 15:10

Clerk Of Course:	Stewards:	Timekeeper:
------------------	-----------	-------------

## Caterham Roadsport Challenge A RACE 1

### QUALIFYING - LAP ANALYSIS

<b>2</b>	<b>Paul GALAN-BAMFIELD</b>	Caterham
1 - 2:43.159	6 - 1:46.684	11 - 1:46.870
2 - 2:05.650	7 - <b>1:46.416</b>	
3 - 1:55.430	8 - 1:47.862	
4 - 1:46.550	9 - 1:47.213	
5 - 1:47.603	10 - 1:47.134	
<b>3</b>	<b>Mark PRATT</b>	Caterham
1 - 2:36.416	6 - 1:50.265	
2 - 1:58.552	7 - 1:51.208	
3 - 1:55.954	8 - 1:52.646	
4 - 1:51.504	9 - <b>1:50.098</b>	
5 - 1:52.307		
<b>4</b>	<b>John BARBOUR</b>	Caterham
1 - 1:59.611	6 - 1:46.541	11 - 1:46.145
2 - 1:46.648	7 - 1:47.467	
3 - 1:46.696	8 - 1:45.673	
4 - 1:46.402	9 - 1:54.823	
5 - <b>1:45.328</b>	10 - 1:45.791	
<b>5</b>	<b>Laurence WILTSHIRE</b>	Caterham
1 - 2:29.103	6 - 1:45.103	
2 - 1:47.472	7 - 1:45.626	
3 - 1:46.056	8 - 1:45.811	
4 - 3:02.527 <sup>P</sup>	9 - 1:45.798	
5 - 1:48.496	10 - <b>1:44.755</b>	
<b>8</b>	<b>Graham FENNYMORE</b>	Caterham
1 - 3:00.743	6 - 1:43.581	11 - 1:48.945
2 - 1:43.353	7 - 1:45.309	
3 - 2:09.696	8 - 1:43.463	
4 - 1:43.741	9 - 1:43.383	
5 - <b>1:42.995</b>	10 - 1:43.442	
<b>9</b>	<b>Ted MURRAY</b>	Caterham
1 - 2:53.744	6 - 1:45.659	11 - 1:46.569
2 - 1:46.196	7 - <b>1:43.834</b>	
3 - 1:45.755	8 - 1:44.873	
4 - 1:44.853	9 - 1:44.584	
5 - 1:44.656	10 - 1:50.003	
<b>10</b>	<b>James GARDINER</b>	Caterham
1 - 2:28.621	6 - 1:45.981	11 - 1:49.850
2 - 1:48.912	7 - 1:46.622	
3 - 1:46.430	8 - 1:46.240	
4 - 1:46.406	9 - 1:45.895	
5 - 1:46.227	10 - <b>1:45.620</b>	

Car No 9 - Needs a working transponder please.  
Weather / Track : Sunny / Dry

Brands Hatch  
Circuit Length = 2.6228 miles.  
Start: 14:50 End: 15:10

# Caterham Roadsport Challenge A RACE 1

## QUALIFYING - LAP ANALYSIS

(contd.)

<b>11</b>	<b>Nathan BELL</b>	Caterham
1 - 2:53.134	6 - 1:44.742	11 - 1:44.468
2 - 1:45.870	7 - 1:44.189	
3 - 1:46.490	8 - 1:44.254	
4 - 1:44.964	9 - 1:44.976	
5 - 1:45.308	10 - <b>1:44.158</b>	
<b>12</b>	<b>Nick POTTER</b>	Caterham
1 - 2:32.986	6 - 1:47.350	11 - 1:48.276
2 - 1:48.584	7 - 1:47.381	
3 - 1:48.806	8 - 1:47.721	
4 - 1:48.601	9 - 1:52.809	
5 - <b>1:46.980</b>	10 - 1:47.503	
<b>13</b>	<b>Douglas CLARK</b>	Caterham
1 - 2:34.360	6 - 1:46.761	11 - 1:47.559
2 - 1:47.479	7 - 1:46.936	
3 - 1:48.674	8 - 1:45.588	
4 - 1:47.673	9 - <b>1:45.325</b>	
5 - 1:46.910	10 - 1:46.249	
<b>14</b>	<b>Mike RICHARDS</b>	Caterham
1 - 1:59.684	6 - 1:43.572	11 - 1:44.651
2 - 1:44.304	7 - 1:46.420	12 - 1:43.748
3 - 1:49.062	8 - 1:43.937	
4 - 1:44.397	9 - <b>1:42.938</b>	
5 - 1:45.570	10 - 1:44.248	
<b>16</b>	<b>Jamie CONSTABLE</b>	Caterham
1 - 2:44.103	6 - 1:44.488	11 - 2:00.677
2 - 1:48.722	7 - 1:44.878	
3 - 1:46.060	8 - 1:44.886	
4 - 1:45.100	9 - <b>1:44.468</b>	
5 - 1:45.289	10 - 1:45.436	
<b>22</b>	<b>Chris NICOLAS</b>	Caterham
1 - 3:03.635	6 - 1:45.559	11 - 1:44.672
2 - 1:52.628	7 - <b>1:43.521</b>	
3 - 1:44.710	8 - 2:04.468	
4 - 1:45.756	9 - 1:44.177	
5 - 1:46.120	10 - 1:43.557	
<b>23</b>	<b>Neil ROBINSON</b>	Caterham
1 - 2:00.501	6 - 1:46.023	11 - 1:49.102
2 - 1:47.182	7 - 1:44.382	
3 - 1:46.562	8 - 2:27.135P	
4 - <b>1:44.368</b>	9 - 1:54.273	
5 - 1:45.411	10 - 2:04.869	

Car No 9 - Needs a working transponder please.  
Weather / Track : Sunny / Dry

Brands Hatch  
Circuit Length = 2.6228 miles.  
Start: 14:50 End: 15:10

# Caterham Roadsport Challenge A RACE 1

## QUALIFYING - LAP ANALYSIS

(contd.)

<b>27</b>	<b>Nick PAYNE</b>	Caterham
1 - 2:02.858	6 - 1:46.210	11 - 1:47.916
2 - 1:47.464	7 - 1:44.010	12 - <b>1:43.118</b>
3 - 1:43.597	8 - 1:43.590	
4 - 1:44.241	9 - 1:43.832	
5 - 1:44.623	10 - 1:43.547	
<b>34</b>	<b>Stephen ROGERS</b>	Caterham
1 - 2:28.637	6 - 1:45.448	11 - 1:48.920
2 - 1:47.874	7 - 1:46.547	
3 - 1:46.079	8 - 1:45.807	
4 - 1:45.595	9 - 1:46.950	
5 - 1:45.820	10 - <b>1:45.138</b>	
<b>44</b>	<b>Stephen ROWDEN</b>	Caterham
1 - 2:36.818	6 - 1:50.854	11 - 1:50.353
2 - 1:57.781	7 - 1:49.890	
3 - 1:56.800	8 - 1:49.933	
4 - 1:53.796	9 - <b>1:49.784</b>	
5 - 1:53.299	10 - 1:51.948	
<b>66</b>	<b>James BROMLEY</b>	Caterham
1 - 3:03.276	6 - 1:49.325	11 - 1:50.208
2 - 1:52.978	7 - 1:43.934	
3 - 1:46.074	8 - 1:44.011	
4 - 1:44.015	9 - 1:48.639	
5 - 1:47.152	10 - <b>1:43.396</b>	
<b>76</b>	<b>David PETERS</b>	Caterham
1 - 2:35.930	6 - 1:49.729	11 - <b>1:47.450</b>
2 - 1:55.975	7 - 1:49.237	
3 - 1:49.489	8 - 1:58.507	
4 - 1:49.994	9 - 1:48.382	
5 - 1:48.914	10 - 1:48.839	
<b>77</b>	<b>Ewan McINTYRE</b>	Caterham
1 - 2:46.273	6 - 1:46.890	11 - 1:45.904
2 - 1:53.516	7 - 1:46.246	
3 - 1:51.415	8 - 1:45.915	
4 - 1:50.079	9 - 1:45.468	
5 - 1:46.876	10 - <b>1:45.445</b>	
<b>82</b>	<b>Dave O'CARROLL</b>	Caterham
1 - 2:37.229	6 - 1:49.231	11 - 1:47.334
2 - 1:58.827	7 - 1:48.433	
3 - 1:53.430	8 - 1:47.847	
4 - 1:49.247	9 - 1:46.704	
5 - 1:48.459	10 - <b>1:45.822</b>	

Car No 9 - Needs a working transponder please.  
Weather / Track : Sunny / Dry

Brands Hatch  
Circuit Length = 2.6228 miles.  
Start: 14:50 End: 15:10

# Caterham Roadsport Challenge A RACE 1 QUALIFYING - LAP ANALYSIS


(contd.)

<b>98</b>	<b>Mike CORRIDAN</b>	Caterham
1 - 2:35.426	6 - 2:02.692	
2 - 2:09.324	7 - 1:57.707	
3 - 2:00.894	8 - <b>1:56.452</b>	
4 - 1:56.895	9 - 2:02.747	
5 - 1:56.603	10 - 2:00.219	

Car No 9 - Needs a working transponder please.  
Weather / Track : Sunny / Dry

# Caterham Roadsport Challenge A RACE 1

## GRID - RACE 3

ROW 11	3 PRATT	98 CORRIDAN
ROW 10	76 PETERS	44 ROWDEN
ROW 9	2 GALAN-BAMFIELD	12 POTTER
ROW 8	10 GARDINER	82 O'CARROLL
ROW 7	4 BARBOUR	77 McINTYRE
ROW 6	34 ROGERS	13 CLARK
ROW 5	16 CONSTABLE	5 WILTSHIRE
ROW 4	11 BELL	23 ROBINSON
ROW 3	22 NICOLAS	9 MURRAY
ROW 2	27 PAYNE	66 BROMLEY
ROW 1	14 RICHARDS	8 FENNYMORE
	<b>POLE</b>	
		

Car No 9 - Needs a working transponder please.

Weather / Track : Sunny / Dry

These results are provisional until the conclusion of any judicial and technical matters.

Brands Hatch

Circuit Length = 2.6228 miles.

Start: 14:50 End: 15:10

Clerk Of Course:	Stewards:	Timekeeper:
------------------	-----------	-------------

# Caterham Roadsport Challenge A RACE 1

## RACE CLASSIFICATION - RACE 3

POS	NO	CL	NAME	NAT	CAR	TIME	LAPS	GAP	MPH	BEST
1	66	A	James BROMLEY		Caterham	30:32.102	16		82.49	1:51.960
2	11	A	Nathan BELL		Caterham	30:33.324	16	1.222	82.44	1:51.970
3	23	A	Neil ROBINSON		Caterham	30:38.480	16	6.378	82.21	1:50.694
4	34	A	Stephen ROGERS		Caterham	30:49.405	16	17.303	81.72	1:52.878
5	27	A	Nick PAYNE		Caterham	30:50.140	16	18.038	81.69	1:53.193
6	16	A	Jamie CONSTABLE		Caterham	30:50.578	16	18.476	81.67	1:52.301
7	9	A	Ted MURRAY		Caterham	31:11.625	16	39.523	80.75	1:55.238
8	10	A	James GARDINER		Caterham	31:25.508	16	53.406	80.15	1:55.888
9	4	A	John BARBOUR		Caterham	31:47.195	16	1:15.093	79.24	1:56.760
10	2	A	Paul GALAN-BAMFIELD		Caterham	31:49.139	16	1:17.037	79.16	1:56.047
11	82	A	Dave O'CARROLL		Caterham	31:50.463	16	1:18.361	79.11	1:56.044
12	12	AI	Nick POTTER		Caterham	31:57.220	16	1:25.118	78.83	1:57.437
13	76	A	David PETERS		Caterham	32:00.061	16	1:27.959	78.71	1:57.075
14	44	AI	Stephen ROWDEN		Caterham	32:00.680	16	1:28.578	78.69	1:56.887
15	77	A	Ewan McINTYRE		Caterham	32:05.301	16	1:33.199	78.50	1:54.729
16	13	AI	Douglas CLARK		Caterham	32:06.429	16	1:34.327	78.45	1:55.852
17	3	A	Mark PRATT		Caterham	32:20.572	15	1 LAP	73.01	2:03.810
18	98	A	Mike CORRIDAN		Caterham	30:56.953	14	2 LAPS	71.22	2:03.071

### NOT CLASSIFIED

22	A	Chris NICOLAS		Caterham	9:43.898	5	D.N.F.	80.97	1:53.776
5	A	Laurence WILTSHIRE		Caterham	9:44.192	5	D.N.F.	80.92	1:53.764
8	A	Graham FENNYMORE		Caterham	2:02.389	1	D.N.F.	77.70	2:02.389
14	A	Mike RICHARDS		Caterham	2:02.670	1	D.N.F.	77.52	2:02.670

### FASTEST LAP

23	A	Neil ROBINSON		Caterham	1:50.694	14	85.29mph	137.27kph
13	AI	Douglas CLARK		Caterham	1:55.852	10	81.50mph	131.16kph

Weather / Track : Cloudy / Wet

These results are provisional until the conclusion of any judicial and technical matters.

Brands Hatch

Circuit Length = 2.6228 miles.

Start: 10:05 End: 10:36

Clerk Of Course:	Stewards:	Timekeeper:
------------------	-----------	-------------

# Caterham Roadsport Challenge A RACE 1

## RACE CLASSIFICATION - RACE 3 - LAP CHART

Lap 1			Lap 2			Lap 3			Lap 4			Lap 5		
No	Behind	Laptime	No	Behind	Laptime	No	Behind	Laptime	No	Behind	Laptime	No	Behind	Laptime
8		2:02.389	23		1:56.336	23		1:55.639	23		1:54.638	23		1:53.490
23	0.387	2:02.776	66	0.162	1:56.031	66	0.001	1:55.478	66	0.139	1:54.776	66	0.315	1:53.666
14	0.281	2:02.670	11	0.622	1:54.931	22	0.925	1:55.335	22	0.733	1:54.446	22	1.019	1:53.776
66	0.854	2:03.243	22	1.229	1:55.911	5	1.181	1:54.913	5	1.039	1:54.496	5	1.313	1:53.764
22	2.041	2:04.430	5	1.907	1:55.807	27	4.357	1:56.165	27	4.607	1:54.888	27	5.730	1:54.613
11	2.414	2:04.803	27	3.831	1:56.118	16	6.114	1:56.346	11	6.607	1:55.057	11	7.979	1:54.862
5	2.823	2:05.212	16	5.407	1:56.744	11	6.188	2:01.205	16	6.778	1:55.302	16	8.353	1:55.065
27	4.436	2:06.825	34	6.047	1:56.807	34	7.250	1:56.842	34	7.482	1:54.870	34	9.236	1:55.244
16	5.386	2:07.775	9	9.680	1:58.763	9	11.101	1:57.060	9	13.307	1:56.844	9	15.056	1:55.239
34	5.963	2:08.352	10	10.590	1:58.638	10	12.388	1:57.437	10	14.286	1:56.536	10	17.225	1:56.429
9	7.640	2:10.029	4	13.075	2:00.258	4	16.241	1:58.805	4	20.123	1:58.520	4	26.928	2:00.295
10	8.675	2:11.064	12	17.106	2:01.592	12	21.816	2:00.349	12	25.673	1:58.495	2	31.312	1:58.879
4	9.540	2:11.929	2	17.865	2:01.961	2	22.041	1:59.815	2	25.923	1:58.520	12	31.910	1:59.727
12	12.237	2:14.626	76	19.127	2:01.667	76	22.915	1:59.427	76	26.841	1:58.564	77	31.887	1:56.474
2	12.627	2:15.016	44	20.326	2:03.411	44	26.062	2:01.375	77	28.903	1:57.482	76	32.654	1:59.303
44	13.638	2:16.027	77	20.606	2:02.209	77	26.059	2:01.092	44	31.329	1:59.905	82	37.344	1:58.841
76	14.183	2:16.572	82	23.200	2:03.434	82	27.407	1:59.846	82	31.993	1:59.224	44	38.551	2:00.712
77	15.120	2:17.509	98	35.795	2:11.104	13	42.384	2:00.380	13	48.508	2:00.762	13	53.693	1:58.675
82	16.489	2:18.878	13	37.643	2:03.204	98	50.203	2:10.047	98	1:02.740	2:07.175	98	1:17.047	2:07.797
3	18.294	2:20.683	3	48.418	2:26.847	3	58.956	2:06.177	3	1:08.128	2:03.810	3	1:19.925	2:05.287
98	21.414	2:23.803												
13	31.162	2:33.551												

**Caterham Roadsport Challenge A RACE 1**  
**RACE CLASSIFICATION - RACE 3 - LAP CHART**  
 (contd.)

Lap 6			Lap 7			Lap 8			Lap 9			Lap 10		
No	Behind	Laptime	No	Behind	Laptime	No	Behind	Laptime	No	Behind	Laptime	No	Behind	Laptime
23		1:52.254	66		1:52.722	66		1:53.471	66		1:54.920	66		1:55.544
66	0.617	1:52.556	23	8.224	2:01.563	23	8.549	1:53.796	3	1 LAP	2:05.053	23	4.564	1:52.984
27	7.667	1:54.191	27	8.637	1:54.309	27	9.406	1:54.240	23	7.124	1:53.495	27	6.830	1:53.654
16	10.564	1:54.465	16	11.961	1:54.736	11	11.935	1:52.416	27	8.720	1:54.234	11	6.897	1:52.249
34	11.379	1:54.397	34	12.446	1:54.406	16	12.617	1:54.127	11	10.192	1:53.177	16	11.149	1:53.981
11	13.871	1:58.146	11	12.990	1:52.458	34	14.446	1:55.471	16	12.712	1:55.015	34	12.873	1:54.318
9	19.381	1:56.579	9	22.125	1:56.083	9	24.334	1:55.680	34	14.099	1:54.573	3	1 LAP	2:10.286
10	22.667	1:57.696	10	26.603	1:57.275	10	30.318	1:57.186	98	1 LAP	2:20.052	9	25.651	1:55.818
4	34.693	2:00.019	4	38.667	1:57.313	4	44.676	1:59.480	9	25.377	1:55.963	10	32.847	1:56.977
77	36.142	1:56.509	2	42.967	1:58.635	2	47.451	1:57.955	10	31.414	1:56.016	98	1 LAP	2:14.879
2	37.671	1:58.613	76	43.473	1:57.506	76	48.330	1:58.328	4	48.609	1:58.853	4	50.476	1:57.411
76	39.306	1:58.906	12	44.560	1:58.270	12	49.654	1:58.565	2	49.808	1:57.277	2	51.930	1:57.666
12	39.629	1:59.973	82	46.850	1:56.679	82	50.739	1:57.360	76	51.184	1:57.774	12	55.435	1:58.137
82	43.510	1:58.420	44	52.348	2:00.502	44	58.080	1:59.203	12	52.842	1:58.108	82	56.189	1:57.441
44	45.185	1:58.888	13	1:06.281	1:59.370	13	1:12.115	1:59.305	82	54.292	1:58.473	76	57.838	2:02.198
13	1:00.250	1:58.811	77	1:12.132	2:29.329	77	1:17.543	1:58.882	44	1:01.583	1:58.423	44	1:04.663	1:58.624
3	1:34.706	2:07.035	3	1:46.191	2:04.824				13	1:14.229	1:57.034	13	1:14.537	1:55.852
98	1:35.773	2:10.980	98	1:50.955	2:08.521				77	1:19.162	1:56.539	77	1:19.472	1:55.854

**Caterham Roadsport Challenge A RACE 1**  
**RACE CLASSIFICATION - RACE 3 - LAP CHART**  
 (contd.)


Lap 11			Lap 12			Lap 13			Lap 14			Lap 15		
No	Behind	Laptime	No	Behind	Laptime	No	Behind	Laptime	No	Behind	Laptime	No	Behind	Laptime
66		1:55.059	66		1:52.531	66		1:51.960	66		1:52.155	66		1:53.755
23	1.290	1:51.785	23	1.451	1:52.692	23	2.897	1:53.406	23	1.436	1:50.694	11	3.336	1:51.970
11	4.339	1:52.501	11	4.318	1:52.510	11	4.601	1:52.243	11	5.121	1:52.675	23	8.436	2:00.755
27	6.148	1:54.377	27	7.705	1:54.088	27	9.454	1:53.709	27	13.787	1:56.488	34	16.117	1:54.257
16	8.781	1:52.691	34	12.471	1:54.310	34	14.278	1:53.767	34	15.615	1:53.492	27	19.080	1:59.048
34	10.692	1:52.878	16	18.344	2:02.094	16	19.738	1:53.354	16	20.382	1:52.799	16	20.410	1:53.783
9	26.311	1:55.719	9	29.152	1:55.372	9	32.917	1:55.725	9	36.000	1:55.238	9	37.614	1:55.369
3	1 LAP	2:05.370	10	38.492	1:56.379	10	44.069	1:57.537	10	48.386	1:56.472	10	50.519	1:55.888
10	34.644	1:56.856	3	1 LAP	2:16.871	4	1:01.912	1:56.870	4	1:07.750	1:57.993	4	1:11.860	1:57.865
4	52.773	1:57.356	4	57.002	1:56.760	2	1:06.105	1:57.054	2	1:11.130	1:57.180	2	1:15.225	1:57.850
2	55.201	1:58.330	2	1:01.011	1:58.341	82	1:08.685	1:57.806	82	1:12.574	1:56.044	82	1:15.734	1:56.915
82	58.470	1:57.340	82	1:02.839	1:56.900	12	1:10.634	1:58.048	12	1:16.501	1:58.022	12	1:20.529	1:57.783
12	59.640	1:59.264	12	1:04.546	1:57.437	3	1 LAP	2:10.898	76	1:20.670	1:58.331	76	1:25.119	1:58.204
98	1 LAP	2:13.378	76	1:08.260	1:58.461	76	1:14.494	1:58.194	44	1:22.362	1:57.564	44	1:25.494	1:56.887
76	1:02.330	1:59.551	44	1:11.942	1:57.394	44	1:16.953	1:56.971	3	1 LAP	2:06.652	13	1:32.232	1:56.796
44	1:07.079	1:57.475	98	1 LAP	2:11.709	13	1:24.822	1:56.747	13	1:29.191	1:56.524	77	1:32.675	1:56.286
13	1:15.973	1:56.495	13	1:20.035	1:56.593	77	1:27.570	1:55.831	77	1:30.144	1:54.729	3	1 LAP	2:05.791
77	1:20.004	1:55.591	77	1:23.699	1:56.226	98	1 LAP	2:07.304	98	1 LAP	2:03.071			

**Caterham Roadsport Challenge A RACE 1**  
**RACE CLASSIFICATION - RACE 3 - LAP CHART**  
 (contd.)

Lap 16			Lap 17			Lap 18			Lap 19			Lap 20		
No	Behind	Laptime	No	Behind	Laptime	No	Behind	Laptime	No	Behind	Laptime	No	Behind	Laptime
66		1:54.235												
11	1.222	1:52.121												
23	6.378	1:52.177												
34	17.303	1:55.421												
27	18.038	1:53.193												
16	18.476	1:52.301												
98	2 LAPS	2:27.133												
9	39.523	1:56.144												
10	53.406	1:57.122												
4	1:15.093	1:57.468												
2	1:17.037	1:56.047												
82	1:18.361	1:56.862												
12	1:25.118	1:58.824												
76	1:27.959	1:57.075												
44	1:28.578	1:57.319												
77	1:33.199	1:54.759												
13	1:34.327	1:56.330												
3	1 LAP	2:04.988												

# Caterham Roadsport Challenge A RACE 2

## GRID - RACE 14

ROW 11	14 RICHARDS	82 NASH
ROW 10	5 WILTSHIRE	8 FENNYMORE
ROW 9	98 CORRIDAN	22 NICOLAS
ROW 8	13 CLARK	3 PRATT
ROW 7	44 ROWDEN	77 McINTYRE
ROW 6	12 POTTER	76 PETERS
ROW 5	4 BARBOUR	2 GALAN-BAMFIELD
ROW 4	9 MURRAY	10 GARDINER
ROW 3	27 PAYNE	16 CONSTABLE
ROW 2	23 ROBINSON	34 ROGERS
ROW 1	66 BROMLEY	11 BELL
	POLE	
		

Weather / Track : Cloudy / Wet

These results are provisional until the conclusion of any judicial and technical matters.

Brands Hatch  
Circuit Length = 2.6228 miles.

Clerk Of Course:	Stewards:	Timekeeper:
------------------	-----------	-------------

# Dunlop Radical Enduro Championship

## QUALIFYING - RACE 7

POS	NO	CL	NAME	CAR	TIME	LAPS	GAP	MPH
1	20	P	Aspinall/Kaizer	Radical Prosport	1:26.590	15		109.04
2	68	SR	Quaife/Moseley	Radical SR3	1:26.904	18	0.314	108.65
3	90	SR	Redwood/Byrne	Radical SR3	1:27.047	17	0.457	108.47
4	1	SR	Tomlinson/Greensall	Radical SR3	1:27.416	17	0.826	108.01
5	96	SR	Barazi	Radical SR3	1:27.487	19	0.897	107.92
6	97	SR	Vercoe/Warren	Radical SR3	1:27.599	18	1.009	107.78
7	69	SR	Edwards/Cook	Radical SR3	1:27.711	13	1.121	107.65
8	51	SR	Moulton/Moulton	Radical SR3	1:28.112	19	1.522	107.16
9	60	SR	Phillips/Coleman	Radical SR3	1:28.461	16	1.871	106.73
10	28	P	Stilp/Jackson	Radical Prosport	1:28.695	18	2.105	106.45
11	34	P	Moore	Radical Prosport	1:29.282	17	2.692	105.75
12	12	P	Green/Hayman	Radical Prosport	1:30.593	16	4.003	104.22
13	66	SR	Wighton	Radical SR3	1:31.085	18	4.495	103.66
14	76	SR	Marshall/Bradley	Radical SR3	1:31.611	18	5.021	103.06
15	55	SR	Bell/Bell	Radical SR3	1:31.684	17	5.094	102.98
16	30	P	Rowley/Eperon	Radical Prosport	1:31.959	18	5.369	102.67
17	77	SR	Stanley	Radical SR3	1:32.673	18	6.083	101.88
18	17	P	Hepworth/Oddie	Radical Prosport	1:32.780	16	6.190	101.76
19	59	SR	Drayson/Thomas	Radical SR3	1:32.870	17	6.280	101.67
20	65	SR	Le Noury	Radical SR3	1:33.519	16	6.929	100.96
21	44	P	Compton/White	Radical Prosport	1:36.112	10	9.522	98.24
22	88	SR	Baxter/Maxted-Page	Radical SR3	1:40.748	16	14.158	93.72
23	99	SR	Walsh	Radical SR3	2:08.996	1	42.406	73.19

Car Nos - 34, 60, 68 & 76 - REQUIRE WORKING TRANSPONDERS PLEASE.

Weather / Track : Sunny / Dry

These results are provisional until the conclusion of any judicial and technical matters.

Brands Hatch

Circuit Length = 2.6228 miles.

Start: 14:11 End: 14:41

Clerk Of Course:	Stewards:	Timekeeper:
------------------	-----------	-------------

# Dunlop Radical Enduro Championship

## QUALIFYING - LAP ANALYSIS

<b>1</b>	<b>Tomlinson/Greensall</b>	Radical SR3					
1 -	3:02.709	6 -	<b>1:27.416</b>	11 -	1:30.878	16 -	1:30.242
2 -	1:30.520	7 -	3:00.400P	12 -	1:30.076	17 -	1:29.517
3 -	1:28.222	8 -	1:39.760	13 -	3:00.348P		
4 -	1:30.891	9 -	1:31.802	14 -	1:42.674		
5 -	1:34.104	10 -	1:29.887	15 -	1:33.483		
<b>12</b>	<b>Green/Hayman</b>	Radical Prosport					
1 -	2:05.503	6 -	1:33.263	11 -	<b>1:30.593</b>	16 -	1:30.934
2 -	1:32.479	7 -	3:27.148P	12 -	4:42.716P		
3 -	1:32.373	8 -	1:40.601	13 -	1:38.796		
4 -	1:32.068	9 -	1:32.566	14 -	1:30.913		
5 -	1:31.484	10 -	1:31.015	15 -	1:32.883		
<b>17</b>	<b>Hepworth/Oddie</b>	Radical Prosport					
1 -	2:30.702	6 -	1:50.369	11 -	3:45.438P	16 -	<b>1:32.780</b>
2 -	1:52.481	7 -	2:54.793P	12 -	1:43.433		
3 -	1:49.787	8 -	1:54.410	13 -	1:34.957		
4 -	1:49.698	9 -	1:36.719	14 -	1:34.139		
5 -	1:49.530	10 -	1:34.717	15 -	1:33.682		
<b>20</b>	<b>Aspinal/Kaizer</b>	Radical Prosport					
1 -	2:25.878	6 -	<b>1:26.590</b>	11 -	1:28.660		
2 -	1:38.245	7 -	3:04.665P	12 -	1:32.526		
3 -	1:28.646	8 -	1:44.572	13 -	1:28.648		
4 -	1:27.438	9 -	1:30.758	14 -	1:28.746		
5 -	1:26.900	10 -	1:29.188	15 -	7:31.820P		
<b>28</b>	<b>Stilp/Jackson</b>	Radical Prosport					
1 -	2:05.377	6 -	1:29.082	11 -	1:39.059	16 -	1:37.792
2 -	1:31.580	7 -	1:32.449	12 -	1:39.499	17 -	1:34.811
3 -	1:29.824	8 -	<b>1:28.695</b>	13 -	1:36.167	18 -	1:36.442
4 -	1:29.967	9 -	2:59.506P	14 -	1:36.573		
5 -	1:33.040	10 -	1:47.951	15 -	1:36.775		
<b>30</b>	<b>Rowley/Eperon</b>	Radical Prosport					
1 -	2:07.800	6 -	1:34.097	11 -	1:32.338	16 -	1:32.685
2 -	1:40.164	7 -	2:56.327P	12 -	1:35.127	17 -	1:32.176
3 -	1:37.435	8 -	1:42.337	13 -	1:32.872	18 -	<b>1:31.959</b>
4 -	1:34.982	9 -	1:32.342	14 -	1:33.725		
5 -	1:34.527	10 -	1:32.290	15 -	1:32.398		
<b>34</b>	<b>Moore</b>	Radical Prosport					
1 -	2:32.965	6 -	1:31.512	11 -	1:30.726	16 -	1:30.261
2 -	1:37.812	7 -	1:30.481	12 -	1:31.199	17 -	<b>1:29.282</b>
3 -	1:33.528	8 -	1:30.923	13 -	1:30.613		
4 -	1:31.792	9 -	1:31.438	14 -	4:59.489P		
5 -	1:32.534	10 -	1:31.211	15 -	1:43.222		

Car Nos - 34, 60, 68 & 76 - REQUIRE WORKING TRANSPONDERS PLEASE.  
Weather / Track : Sunny / Dry

Brands Hatch  
Circuit Length = 2.6228 miles.  
Start: 14:11 End: 14:41

# Dunlop Radical Enduro Championship

## QUALIFYING - LAP ANALYSIS

(contd.)

<b>44</b>	<b>Compton/White</b>	Radical Prosport			
	1 - 2:33.685	6 - 1:39.277			
	2 - 1:43.525	7 - 1:36.972			
	3 - 1:42.166	8 - <b>1:36.112</b>			
	4 - 1:39.718	9 - 2:49.287P			
	5 - 1:38.699	10 - 1:47.920			
<b>51</b>	<b>Moulton/Moulton</b>	Radical SR3			
	1 - 1:56.358	6 - 1:30.783	11 - 1:29.640	16 - 1:36.437	
	2 - 1:33.477	7 - 2:21.533P	12 - 1:31.270	17 - 1:28.724	
	3 - 1:31.788	8 - 1:45.191	13 - <b>1:28.112</b>	18 - 1:34.220	
	4 - 1:30.352	9 - 1:30.070	14 - 1:31.028	19 - 1:28.941	
	5 - 1:30.922	10 - 1:28.561	15 - 1:28.182		
<b>55</b>	<b>Bell/Bell</b>	Radical SR3			
	1 - 2:18.276	6 - 1:38.289	11 - 1:34.906	16 - 1:32.718	
	2 - 1:50.749	7 - 1:35.654	12 - 1:32.601	17 - 1:32.900	
	3 - 1:45.816	8 - 1:34.819	13 - 1:32.200		
	4 - 3:45.434P	9 - 1:34.650	14 - <b>1:31.684</b>		
	5 - 1:48.516	10 - 1:33.268	15 - 1:31.901		
<b>59</b>	<b>Drayson/Thomas</b>	Radical SR3			
	1 - 2:51.514	6 - 1:39.423	11 - 1:34.952	16 - 1:34.315	
	2 - 1:46.548	7 - 3:21.248P	12 - 1:34.371	17 - 1:33.169	
	3 - 1:39.595	8 - 1:51.716	13 - 1:33.234		
	4 - 1:40.553	9 - 1:37.887	14 - <b>1:32.870</b>		
	5 - 1:39.846	10 - 1:41.630	15 - 1:35.378		
<b>60</b>	<b>Phillips/Coleman</b>	Radical SR3			
	1 - 2:50.598	6 - 3:31.217P	11 - 1:29.568	16 - <b>1:28.461</b>	
	2 - 1:52.181	7 - 1:40.499	12 - 1:29.347		
	3 - 1:44.906	8 - 1:31.232	13 - 1:29.196		
	4 - 1:44.995	9 - 1:35.852	14 - 3:24.751P		
	5 - 1:42.468	10 - 1:29.156	15 - 1:49.154		
<b>65</b>	<b>Le Noury</b>	Radical SR3			
	1 - 4:49.633	6 - 1:35.721	11 - 1:34.816	16 - 2:39.489P	
	2 - 1:40.187	7 - 2:32.511P	12 - 1:35.763		
	3 - 1:40.606	8 - 1:41.966	13 - 1:34.117		
	4 - 1:37.754	9 - 1:34.269	14 - 1:33.636		
	5 - 1:35.805	10 - 1:34.277	15 - <b>1:33.519</b>		
<b>66</b>	<b>Wighton</b>	Radical SR3			
	1 - 2:45.385	6 - 1:35.035	11 - 1:31.927	16 - 1:31.571	
	2 - 1:41.562	7 - 2:58.452P	12 - 1:33.156	17 - 1:32.309	
	3 - 1:38.743	8 - 1:40.246	13 - 1:31.318	18 - 1:31.641	
	4 - 1:36.634	9 - 1:32.733	14 - 1:31.609		
	5 - 1:35.679	10 - 1:32.112	15 - <b>1:31.085</b>		

Car Nos - 34, 60, 68 & 76 - REQUIRE WORKING TRANSPONDERS PLEASE.  
Weather / Track : Sunny / Dry

Brands Hatch  
Circuit Length = 2.6228 miles.  
Start: 14:11 End: 14:41

# Dunlop Radical Enduro Championship

## QUALIFYING - LAP ANALYSIS

(contd.)

<b>68</b>	<b>Quaife/Moseley</b>	Radical SR3			
1 - 2:02.684	6 - 1:28.260	11 - 1:32.563	16 - 1:31.449		
2 - 1:28.614	7 - <b>1:26.904</b>	12 - 2:13.370P	17 - 1:31.764		
3 - 1:28.195	8 - 2:49.790P	13 - 1:42.012	18 - 1:32.736		
4 - 1:36.683	9 - 1:44.999	14 - 1:34.142			
5 - 1:32.599	10 - 1:33.449	15 - 1:31.605			
<b>69</b>	<b>Edwards/Cook</b>	Radical SR3			
1 - 2:15.751	6 - 1:33.135	11 - <b>1:27.711</b>			
2 - 1:33.528	7 - 3:29.363P	12 - 1:35.134			
3 - 1:32.854	8 - 1:38.705	13 - 1:27.929			
4 - 1:31.025	9 - 1:28.910				
5 - 1:29.631	10 - 1:31.101				
<b>76</b>	<b>Marshall/Bradley</b>	Radical SR3			
1 - 2:45.274	6 - 1:32.842	11 - 1:49.718	16 - 1:32.338		
2 - 1:36.475	7 - 1:33.265	12 - 1:34.405	17 - 1:32.391		
3 - 1:35.207	8 - 1:32.945	13 - 1:32.081	18 - <b>1:31.611</b>		
4 - 1:36.329	9 - 1:32.137	14 - 1:31.715			
5 - 1:34.102	10 - 3:39.497P	15 - 1:31.951			
<b>77</b>	<b>Stanley</b>	Radical SR3			
1 - 2:30.572	6 - 3:22.191P	11 - 1:36.463	16 - 1:33.257		
2 - 1:43.816	7 - 1:45.845	12 - 1:34.328	17 - 1:32.822		
3 - 1:41.983	8 - 1:34.934	13 - <b>1:32.673</b>	18 - 1:33.012		
4 - 1:41.801	9 - 1:34.159	14 - 1:33.692			
5 - 1:41.859	10 - 1:33.419	15 - 1:33.595			
<b>88</b>	<b>Baxter/Maxted-Page</b>	Radical SR3			
1 - 2:21.095	6 - 1:48.071	11 - 1:44.734	16 - 1:41.619		
2 - 1:52.803	7 - 1:46.257	12 - 1:43.445			
3 - 1:50.214	8 - 3:02.795P	13 - 1:42.342			
4 - 1:47.173	9 - 1:58.796	14 - 1:41.904			
5 - 1:46.485	10 - 1:47.756	15 - <b>1:40.748</b>			
<b>90</b>	<b>Redwood/Byrne</b>	Radical SR3			
1 - 2:26.402	6 - 1:27.323	11 - 1:37.202	16 - 1:27.815		
2 - 1:42.393	7 - <b>1:27.047</b>	12 - 1:28.486	17 - 1:27.898		
3 - 1:38.336	8 - 1:46.047	13 - 1:29.959			
4 - 1:29.036	9 - 1:27.732	14 - 1:27.710			
5 - 1:40.225	10 - 3:47.700P	15 - 1:27.527			
<b>96</b>	<b>Barazi</b>	Radical SR3			
1 - 2:35.641	6 - 1:28.957	11 - 1:28.708	16 - 1:33.946		
2 - 1:34.594	7 - 1:30.634	12 - 1:29.498	17 - 1:28.329		
3 - 1:31.088	8 - 1:29.733	13 - 1:32.118	18 - 1:28.180		
4 - 1:30.176	9 - 1:31.378	14 - 1:28.876	19 - <b>1:27.487</b>		
5 - 1:29.190	10 - 1:28.548	15 - 3:09.673P			

Car Nos - 34, 60, 68 & 76 - REQUIRE WORKING TRANSPONDERS PLEASE.  
Weather / Track : Sunny / Dry

Brands Hatch  
Circuit Length = 2.6228 miles.  
Start: 14:11 End: 14:41

# Dunlop Radical Enduro Championship


## QUALIFYING - LAP ANALYSIS

(contd.)

<b>97</b>	<b>Vercoe/Warren</b>	<b>Radical SR3</b>			
1 - 2:04.216	6 - 1:51.101	11 - <b>1:27.599</b>	16 - 1:30.403		
2 - 1:30.191	7 - 1:30.355	12 - 3:39.915P	17 - 1:30.237		
3 - 1:28.707	8 - 1:28.785	13 - 1:39.075	18 - 1:30.816		
4 - 1:31.932	9 - 1:28.816	14 - 1:32.993			
5 - 1:37.917	10 - 1:28.062	15 - 1:31.510			
<b>99</b>	<b>Walsh</b>	<b>Radical SR3</b>			
1 - <b>2:08.996</b>					

# Dunlop Radical Enduro Championship

## GRID - RACE 7

ROW 12	99	Walsh	
ROW 11	44	Compton/White	88
ROW 10	59	Drayson/Thomas	65
ROW 9	77	Stanley	17
ROW 8	55	Bell/Bell	30
ROW 7	66	Wighton	76
ROW 6	34	Moore	12
ROW 5	60	Phillips/Coleman	28
ROW 4	69	Edwards/Cook	51
ROW 3	96	Barazi	97
ROW 2	90	Redwood/Byrne	1
ROW 1	20	Aspinall/Kaizer	68
<b>POLE</b>			
			

Weather / Track : Sunny / Dry

These results are provisional until the conclusion of any judicial and technical matters.

Brands Hatch

Circuit Length = 2.6228 miles.

Start: 14:11 End: 14:41

Clerk Of Course:	Stewards:	Timekeeper:
------------------	-----------	-------------

# SRCC Sports 2000 Championship

## QUALIFYING - RACE 11

POS	NO	CL	NAME	NAT	CAR	TIME	LAPS	GAP	MPH
1	4	A	Rupert RUSSELL		Van Diemen RF94	1:35.050	13		99.33
2	27	B	David FLORY		Lola T598	1:35.608	12	0.558	98.75
3	15	A	Guy ELLIS		Carbir	1:35.728	12	0.678	98.63
4	47	A	James BARCLAY		Swift DB2	1:36.105	12	1.055	98.24
5	72	H	Jonathan LOADER		Crossle 42S	1:36.129	10	1.079	98.22
6	69	B	Dave MUSE		Shrike P15	1:36.542	12	1.492	97.80
7	81	H	Dud MOSELEY		Motus 10bx	1:36.996	11	1.946	97.34
8	3	A	Colin FEYERABEND		Lola T90/90	1:37.152	10	2.102	97.18
9	39	A	Mike TURNER		Lola T88/90	1:37.571	7	2.521	96.77
10	7	B	Mike BOHLING		Shrike P15	1:37.619	12	2.569	96.72
11	20	H	Keith NORMAN		Tiga SC80	1:37.766	11	2.716	96.57
12	83	A	Charles SCAMMELL		Tiga SC87	1:38.559	10	3.509	95.80
13	33	B	Anthony WILDS		Royale RP42	1:38.690	12	3.640	95.67
14	56	H	Tony MARYON		Lola T-492	1:39.004	10	3.954	95.37
15	38	H	Paul TICKNET		Tiga SC79	1:39.174	9	4.124	95.20
16	23	H	Alan TOMKINS		Lola T-592 S	1:39.258	12	4.208	95.12
17	17	A	Mike JOHNS		Van Dieman RF02	1:39.701	12	4.651	94.70
18	25	H	Mark MARSH		Lola T-590	1:39.837	12	4.787	94.57
19	64	H	Mark RICHARDSON		Lola T-492	1:39.966	10	4.916	94.45
20	8	A	David HOUGHTON		Van Diemen RFSC02	1:40.271	10	5.221	94.16
21	82	H	David WHITHAM		Lola T-592 S	1:40.348	12	5.298	94.09
22	31	H	Neil DUKE		Tiga SC79	1:40.657	5	5.607	93.80
23	21	A	Jonas QUARNSTROM		Shrike P16	1:41.074	7	6.024	93.41
24	37	A	Tony BETHWAITE		Robinson R51A	1:41.354	11	6.304	93.15
25	14	A	Kevin CLIFFORD		Shrike P16	1:41.925	10	6.875	92.63
26	16	B	Richard COOKE		Shrike P15	1:43.002	11	7.952	91.66
27	77	B	Barry PHILLIPS		Tiga SC83	1:43.008	11	7.958	91.66
28	86	B	Richard HARRIS		Royale RP37	1:43.598	8	8.548	91.14
29	26	B	Graham STOTEN		Lola T86/90	1:43.761	11	8.711	90.99
30	49	H	Gary MARSH		Tiga SC81	1:43.929	11	8.879	90.85
31	22	B	Trevor WILLARD		March 86S	1:44.008	11	8.958	90.78
32	76	A	Dave PETHYBRIDGE		CSR MK1	1:44.457	11	9.407	90.39
33	96	H	Mira FEYERABEND		Tiga SC79	1:44.572	11	9.522	90.29
34	53	H	John LAWRENCE		Lola T590	1:45.987	11	10.937	89.08
35	11	B	Paul CROCKER		Shrike P15	1:48.061	11	13.011	87.37
36	10	H	Tom MILLS		March 81S	1:49.127	5	14.077	86.52
37	29	H	Allan GIBBINS		Lola T-590	2:07.723	4	32.673	73.92

Brands Hatch  
Circuit Length = 2.6228 miles.  
Start: 11:52 End: 12:12

Weather / Track : Bright / Dry

These results are provisional until the conclusion of any judicial and technical matters.

Clerk Of Course:	Stewards:	Timekeeper:

## SRCC Sports 2000 Championship QUALIFYING - LAP ANALYSIS

<b>3</b>	<b>Colin FEYERABEND</b>	Lola T90/90	
1 -	2:02.457	6 - 1:37.755	
2 -	1:44.590	7 - 1:37.945	
3 -	1:39.920	8 - <b>1:37.152</b>	
4 -	1:38.071	9 - 1:38.542	
5 -	1:38.273	10 - 1:41.184	
<b>4</b>	<b>Rupert RUSSELL</b>	Van Diemen RF94	
1 -	1:54.654	6 - 1:36.997	11 - 1:35.288
2 -	1:41.178	7 - 1:36.821	12 - 1:37.706
3 -	1:38.364	8 - 1:36.628	13 - 1:35.711
4 -	1:36.871	9 - <b>1:35.050</b>	
5 -	1:38.293	10 - 1:35.554	
<b>7</b>	<b>Mike BOHLING</b>	Shrike P15	
1 -	2:27.127	6 - 1:38.557	11 - 1:38.369
2 -	1:42.594	7 - 1:38.112	12 - 1:38.553
3 -	1:42.530	8 - 1:37.711	
4 -	1:39.963	9 - 1:39.624	
5 -	1:39.812	10 - <b>1:37.619</b>	
<b>8</b>	<b>David HOUGHTON</b>	Van Diemen RFSC02	
1 -	1:58.981	6 - <b>1:40.271</b>	
2 -	1:46.803	7 - 1:43.445	
3 -	1:44.610	8 - 1:41.346	
4 -	1:40.291	9 - 1:43.447	
5 -	1:40.539	10 - 1:41.977	
<b>10</b>	<b>Tom MILLS</b>	March 81S	
1 -	5:33.702		
2 -	<b>1:49.127</b>		
3 -	2:28.402P		
4 -	2:00.470		
5 -	6:57.339P		
<b>11</b>	<b>Paul CROCKER</b>	Shrike P15	
1 -	2:44.237	6 - 1:48.953	11 - 1:48.473
2 -	1:54.485	7 - 1:52.042	
3 -	1:54.911	8 - 2:00.878	
4 -	<b>1:48.061</b>	9 - 1:49.508	
5 -	1:50.859	10 - 1:50.242	
<b>14</b>	<b>Kevin CLIFFORD</b>	Shrike P16	
1 -	3:07.749	6 - 1:43.013	
2 -	1:48.289	7 - 1:46.913	
3 -	1:44.655	8 - <b>1:41.925</b>	
4 -	1:43.190	9 - 1:43.325	
5 -	1:43.224	10 - 1:46.198	

# SRCC Sports 2000 Championship QUALIFYING - LAP ANALYSIS

(contd.)

<b>15</b>	<b>Guy ELLIS</b>	Carbir
1 - 1:59.502	6 - 1:42.695	11 - 1:38.412
2 - 1:39.173	7 - 1:36.459	12 - 1:38.065
3 - 1:39.080	8 - <b>1:35.728</b>	
4 - 1:36.487	9 - 1:36.305	
5 - 2:43.588P	10 - 1:36.853	
<b>16</b>	<b>Richard COOKE</b>	Shrike P15
1 - 3:31.452	6 - 1:44.382	11 - <b>1:43.002</b>
2 - 1:48.865	7 - 1:46.714	
3 - 1:50.098	8 - 1:46.929	
4 - 1:46.451	9 - 1:44.270	
5 - 1:46.637	10 - 1:47.381	
<b>17</b>	<b>Mike JOHNS</b>	Van Dieman RF02
1 - 2:03.796	6 - 1:58.255	11 - 1:41.221
2 - 1:44.307	7 - 2:00.223	12 - 1:42.690
3 - 1:42.617	8 - 1:40.573	
4 - <b>1:39.701</b>	9 - 1:41.469	
5 - 1:40.450	10 - 1:41.196	
<b>20</b>	<b>Keith NORMAN</b>	Tiga SC80
1 - 2:52.028	6 - 1:37.943	11 - 1:38.063
2 - 1:40.304	7 - 1:38.302	
3 - 1:39.253	8 - 2:44.241P	
4 - 1:40.458	9 - 1:46.576	
5 - 1:39.658	10 - <b>1:37.766</b>	
<b>21</b>	<b>Jonas QUARNSTROM</b>	Shrike P16
1 - 5:15.840P	6 - <b>1:41.074</b>	
2 - 1:53.998	7 - 2:33.291P	
3 - 2:49.913P		
4 - 1:51.404		
5 - 1:41.255		
<b>22</b>	<b>Trevor WILLARD</b>	March 86S
1 - 2:13.513	6 - 1:44.878	11 - <b>1:44.008</b>
2 - 1:54.669	7 - 1:44.227	
3 - 1:51.111	8 - 1:44.039	
4 - 1:48.557	9 - 1:44.925	
5 - 1:47.043	10 - 1:45.063	
<b>23</b>	<b>Alan TOMKINS</b>	Lola T-592 S
1 - 1:59.829	6 - 1:41.012	11 - <b>1:39.258</b>
2 - 1:47.745	7 - 1:41.400	12 - 1:44.599
3 - 1:45.881	8 - 1:41.739	
4 - 1:41.198	9 - 1:40.512	
5 - 1:41.648	10 - 1:41.423	

# SRCC Sports 2000 Championship QUALIFYING - LAP ANALYSIS

(contd.)

<b>25</b>	<b>Mark MARSH</b>	Lola T-590
1 - 2:20.234	6 - 1:41.678	11 - 1:41.245
2 - 1:46.433	7 - <b>1:39.837</b>	12 - 1:40.650
3 - 1:47.082	8 - 1:41.046	
4 - 1:49.467	9 - 1:51.366	
5 - 1:52.129	10 - 1:40.636	
<b>26</b>	<b>Graham STOTEN</b>	Lola T86/90
1 - 2:52.439	6 - 1:45.993	11 - 1:46.876
2 - 1:47.468	7 - 1:44.605	
3 - 1:47.488	8 - 1:45.941	
4 - 1:46.063	9 - 1:45.405	
5 - 1:45.665	10 - <b>1:43.761</b>	
<b>27</b>	<b>David FLORY</b>	Lola T598
1 - 2:26.443	6 - 1:38.456	11 - 1:38.174
2 - 1:41.500	7 - 1:36.897	12 - 1:39.523
3 - 1:39.665	8 - 1:36.893	
4 - 1:36.799	9 - 1:37.117	
5 - 1:37.957	10 - <b>1:35.608</b>	
<b>29</b>	<b>Allan GIBBINS</b>	Lola T-590
1 - 3:20.367		
2 - 2:30.613		
3 - 2:18.450		
4 - <b>2:07.723</b>		
<b>31</b>	<b>Neil DUKE</b>	Tiga SC79
1 - 2:32.444		
2 - 1:43.467		
3 - <b>1:40.657</b>		
4 - 1:43.260		
5 - 1:41.917		
<b>33</b>	<b>Anthony WILDS</b>	Royale RP42
1 - 2:24.820	6 - 1:42.680	11 - 1:39.093
2 - 1:45.936	7 - 1:38.906	12 - 1:39.986
3 - 1:41.772	8 - <b>1:38.690</b>	
4 - 1:40.270	9 - 1:39.177	
5 - 1:39.185	10 - 1:39.411	
<b>37</b>	<b>Tony BETHWAITE</b>	Robinson R51A
1 - 2:41.445	6 - 1:41.929	11 - 1:41.442
2 - 1:57.151	7 - 1:41.375	
3 - 1:43.741	8 - 1:41.367	
4 - 1:42.891	9 - <b>1:41.354</b>	
5 - 1:42.226	10 - 1:41.938	

# SRCC Sports 2000 Championship QUALIFYING - LAP ANALYSIS

(contd.)

<b>38</b>	<b>Paul TICKNET</b>	Tiga SC79
1 - 1:55.833	6 - 1:41.799	
2 - 1:41.214	7 - 1:40.134	
3 - 1:42.065	8 - 1:40.474	
4 - 1:40.730	9 - <b>1:39.174</b>	
5 - 1:41.672		
<b>39</b>	<b>Mike TURNER</b>	Lola T88/90
1 - 2:02.287	6 - <b>1:37.571</b>	
2 - 1:44.574	7 - 1:38.023	
3 - 1:39.792		
4 - 1:38.091		
5 - 1:37.779		
<b>47</b>	<b>James BARCLAY</b>	Swift DB2
1 - 2:11.760	6 - 1:37.266	11 - 1:36.694
2 - 1:43.562	7 - 1:39.606	12 - 1:37.999
3 - 1:47.091	8 - <b>1:36.105</b>	
4 - 1:41.089	9 - 1:40.067	
5 - 1:59.058	10 - 1:38.744	
<b>49</b>	<b>Gary MARSH</b>	Tiga SC81
1 - 2:26.630	6 - 1:45.558	11 - <b>1:43.929</b>
2 - 1:50.000	7 - 1:44.363	
3 - 1:46.969	8 - 1:44.906	
4 - 1:47.361	9 - 1:45.161	
5 - 1:46.055	10 - 1:44.752	
<b>53</b>	<b>John LAWRENCE</b>	Lola T590
1 - 3:08.661	6 - 1:48.670	11 - <b>1:45.987</b>
2 - 1:51.479	7 - 1:46.738	
3 - 1:48.500	8 - 1:49.364	
4 - 1:50.440	9 - 1:46.504	
5 - 1:48.518	10 - 1:46.641	
<b>56</b>	<b>Tony MARYON</b>	Lola T-492
1 - 5:40.539	6 - 1:40.449	
2 - 1:42.689	7 - 1:42.515	
3 - 1:41.481	8 - 1:39.540	
4 - 1:42.026	9 - <b>1:39.004</b>	
5 - 1:41.147	10 - 1:40.249	
<b>64</b>	<b>Mark RICHARDSON</b>	Lola T-492
1 - 2:59.989	6 - <b>1:39.966</b>	
2 - 1:45.067	7 - 1:40.265	
3 - 1:42.512	8 - 1:40.279	
4 - 1:41.058	9 - 4:26.810P	
5 - 1:41.102	10 - 1:49.040	

# SRCC Sports 2000 Championship QUALIFYING - LAP ANALYSIS

(contd.)

<b>69</b>	<b>Dave MUSE</b>	Shrike P15
1 - 2:29.071	6 - 1:37.468	11 - <b>1:36.542</b>
2 - 1:56.007	7 - 1:38.082	12 - 1:37.596
3 - 1:40.328	8 - 1:36.831	
4 - 1:40.819	9 - 1:41.431	
5 - 1:38.721	10 - 1:39.087	
<b>72</b>	<b>Jonathan LOADER</b>	Crossle 42S
1 - 2:11.537	6 - 1:37.281	
2 - 1:46.663	7 - 1:42.171	
3 - 1:41.588	8 - 1:37.128	
4 - 1:37.217	9 - <b>1:36.129</b>	
5 - 1:37.340	10 - 5:38.217	
<b>76</b>	<b>Dave PETHYBRIDGE</b>	CSR MK1
1 - 2:37.224	6 - 1:44.623	11 - <b>1:44.457</b>
2 - 1:51.915	7 - 1:45.768	
3 - 1:49.327	8 - 1:45.016	
4 - 1:46.628	9 - 1:44.692	
5 - 1:47.058	10 - 1:45.641	
<b>77</b>	<b>Barry PHILLIPS</b>	Tiga SC83
1 - 2:21.735	6 - 1:45.980	11 - 1:43.956
2 - 1:54.051	7 - 1:45.412	
3 - 1:50.671	8 - 1:43.651	
4 - 1:47.887	9 - <b>1:43.008</b>	
5 - 1:48.133	10 - 1:43.663	
<b>81</b>	<b>Dud MOSELEY</b>	Motus 10bx
1 - 2:28.403	6 - 1:38.888	11 - 1:38.344
2 - 1:43.650	7 - 1:38.284	
3 - 1:40.610	8 - 1:39.174	
4 - 1:40.513	9 - 1:39.159	
5 - 1:39.107	10 - <b>1:36.996</b>	
<b>82</b>	<b>David WHITHAM</b>	Lola T-592 S
1 - 2:16.019	6 - 1:43.602	11 - 1:42.315
2 - 1:48.990	7 - 1:42.842	12 - <b>1:40.348</b>
3 - 1:48.319	8 - 1:40.988	
4 - 1:46.937	9 - 1:51.040	
5 - 1:44.761	10 - 1:40.554	
<b>83</b>	<b>Charles SCAMMELL</b>	Tiga SC87
1 - 2:26.851	6 - 1:40.926	
2 - 1:42.167	7 - 1:39.613	
3 - 1:43.021	8 - <b>1:38.559</b>	
4 - 5:12.027P	9 - 1:40.423	
5 - 1:48.709	10 - 1:38.900	

# SRCC Sports 2000 Championship QUALIFYING - LAP ANALYSIS

(contd.)

<b>86</b>	<b>Richard HARRIS</b>	Royale RP37
1 - 2:56.837	6 - 1:57.140	
2 - 1:55.363	7 - <b>1:43.598</b>	
3 - 1:52.145	8 - 1:53.073	
4 - 2:04.497		
5 - 1:57.722		
<b>96</b>	<b>Mira FEYERABEND</b>	Tiga SC79
1 - 3:08.182	6 - 1:45.788	11 - 1:45.744
2 - 1:50.882	7 - 1:48.844	
3 - 1:45.510	8 - <b>1:44.572</b>	
4 - 1:47.136	9 - 1:46.290	
5 - 1:45.717	10 - 1:44.637	

# SRCC Sports 2000 Championship

## GRID - RACE 11

ROW 19	29	GIBBINS	
ROW 18		11	CROCKER
ROW 17	96	FEYERABEND	53
ROW 16		22	WILLARD
ROW 15	26	STOTEN	49
ROW 14		77	PHILLIPS
ROW 13	14	CLIFFORD	16
ROW 12		21	QUARNSTROM
ROW 11	82	WHITHAM	31
ROW 10		64	RICHARDSON
ROW 9	17	JOHNS	25
ROW 8		38	TICKNET
ROW 7	33	WILDS	56
ROW 6		20	NORMAN
ROW 5	39	TURNER	7
ROW 4		81	MOSELEY
ROW 3	72	LOADER	69
ROW 2		15	ELLIS
ROW 1	4	RUSSELL	27
<b>POLE</b>			

Weather / Track : Bright / Dry  
 These results are provisional until the conclusion of any judicial and technical matters.

Brands Hatch  
 Circuit Length = 2.6228 miles.  
 Start: 11:52 End: 12:12

Clerk Of Course:	Stewards:	Timekeeper:
------------------	-----------	-------------

# SRCC Sports 2000 Championship

## RACE CLASSIFICATION - RACE 11

POS	NO	CL	NAME	NAT	CAR	TIME	LAPS	GAP	MPH	BEST
1	4	A	Rupert RUSSELL		Van Diemen RF94	18:20.825	10		85.83	1:47.694
2	39	A	Mike TURNER		Lola T88/90	18:21.412	10	0.587	85.78	1:47.521
3	7	B	Mike BOHLING		Shrike P15	18:36.329	10	15.504	84.64	1:48.983
4	81	H	Dud MOSELEY		Motus 10bx	19:03.166	10	42.341	82.65	1:48.970
5	47	A	James BARCLAY		Swift DB2	19:04.438	10	43.613	82.56	1:47.358
6	31	H	Neil DUKE		Tiga SC79	19:41.728	10	1:20.903	79.95	1:54.309
7	21	A	Jonas QUARNSTROM		Shrike P16	19:42.397	10	1:21.572	79.91	1:55.017
8	64	H	Mark RICHARDSON		Lola T-492	19:50.026	10	1:29.201	79.40	1:54.797
9	83	A	Charles SCAMMELL		Tiga SC87	19:51.132	10	1:30.307	79.32	1:54.559
10	25	H	Mark MARSH		Lola T-590	20:19.476	10	1:58.651	77.48	1:55.047
11	3	A	Colin FEYERABEND		Lola T90/90	18:20.825	9	1 LAP	77.25	1:52.801
12	77	B	Barry PHILLIPS		Tiga SC83	18:34.319	9	1 LAP	76.32	1:58.252
13	76	A	Dave PETHYBRIDGE		CSR MK1	18:34.987	9	1 LAP	76.27	1:59.281
14	17	A	Mike JOHNS		Van Diemen RF02	18:52.223	9	1 LAP	75.11	1:59.466
15	82	H	David WHITHAM		Lola T-592 S	19:41.905	9	1 LAP	71.95	2:03.021
16	53	H	John LAWRENCE		Lola T590	19:42.047	9	1 LAP	71.94	2:05.324
17	14	A	Kevin CLIFFORD		Shrike P16	19:53.445	9	1 LAP	71.26	1:59.524
18	49	H	Gary MARSH		Tiga SC81	20:15.284	9	1 LAP	69.98	2:06.457
19	29	H	Allan GIBBINS		Lola T-590	20:17.503	9	1 LAP	69.85	2:07.396
20	11	B	Paul CROCKER		Shrike P15	21:29.492	9	1 LAP	65.95	2:09.626
21	26	B	Graham STOTEN		Lola T86/90	18:31.220	8	2 LAPS	68.03	2:03.845
22	22	B	Trevor WILLARD		March 86S	18:35.675	8	2 LAPS	67.76	2:10.940
NOT CLASSIFIED										
56	H	Tony MARYON		Lola T-492	17:57.071	9	D.N.F.	78.96	1:56.828	
38	H	Paul TICKNET		Tiga SC79	18:42.361	7	N.C.F.	58.94	2:00.499	
27	B	David FLORY		Lola T598	9:11.762	5	D.N.F.	85.68	1:48.168	
86	B	Richard HARRIS		Royale RP37	10:17.570	5	D.N.F.	76.55	1:56.564	
8	A	David HOUGHTON		Van Diemen RFSC02	14:30.401	5	D.N.F.	54.31	1:56.928	
16	B	Richard COOKE		Shrike P15	6:45.676	3	D.N.F.	69.99	2:08.544	
36	A	Lee BALDWIN		Shrike P16	5:03.817	2	D.N.F.	62.37	2:10.792	
72	H	Jonathan LOADER		Crossle 42S	2:11.829	1	D.N.F.	72.13	2:11.829	
37	H	Tony BETHWAITE		Robinson R51A	2:18.971	1	D.N.F.	68.43	2:18.971	
10	H	Tom MILLS		March 81S		0	D.N.F.	N/A		
96	H	Mira FEYERABEND		Tiga SC79		0	D.N.F.	N/A		
33	B	Anthony WILDS		Royale RP42		0	D.N.F.	N/A		
FASTEST LAP										
47	A	James BARCLAY		Swift DB2	1:47.358	4	87.94mph	141.54kph		
27	B	David FLORY		Lola T598	1:48.168	3	87.29mph	140.48kph		
81	H	Dud MOSELEY		Motus 10bx	1:48.970	9	86.64mph	139.44kph		

Weather / Track : Cloudy / Wet

Brands Hatch  
Circuit Length = 2.6228 miles.  
Start: 16:32 End: 16:50

Clerk of Course:	Stewards:	Timekeeper:
------------------	-----------	-------------

# SRCC Sports 2000 Championship

## RACE CLASSIFICATION - RACE 11 - LAP CHART


Lap 1			Lap 2			Lap 3			Lap 4			Lap 5		
No	Behind	Laptime	No	Behind	Laptime	No	Behind	Laptime	No	Behind	Laptime	No	Behind	Laptime
27		1:55.403	27		1:49.868	27		1:48.168	27		1:48.319	27		1:50.004
4	1.840	1:57.243	4	1.351	1:49.379	47	1.241	1:47.828	47	0.280	1:47.358	47	0.226	1:49.950
7	2.393	1:57.796	47	1.581	1:48.919	4	2.774	1:49.591	4	2.373	1:47.918	49	1 LAP	2:09.229
47	2.530	1:57.933	7	3.531	1:51.006	7	5.045	1:49.682	7	5.709	1:48.983	4	1.179	1:48.810
39	5.278	2:00.681	39	5.202	1:49.792	39	5.782	1:48.748	39	5.984	1:48.521	39	6.154	1:50.174
3	7.308	2:02.711	3	11.909	1:54.469	3	17.565	1:53.824	22	1 LAP	2:16.511	7	7.111	1:51.406
56	9.487	2:04.890	56	16.447	1:56.828	56	28.286	2:00.007	3	22.928	1:53.682	11	1 LAP	2:13.744
38	13.140	2:08.543	38	23.771	2:00.499	8	33.529	1:56.928	56	38.444	1:58.477	3	26.382	1:53.458
83	14.270	2:09.673	8	24.769	1:58.034	21	33.976	1:56.404	81	40.894	1:52.208	22	1 LAP	2:12.913
36	15.389	2:10.792	83	25.611	2:01.209	83	36.895	1:59.452	21	42.050	1:56.393	81	41.531	1:50.641
72	16.426	2:11.829	21	25.740	1:58.240	81	37.005	1:53.626	8	42.865	1:57.655	56	46.124	1:57.684
8	16.603	2:12.006	64	28.280	1:58.938	64	38.906	1:58.794	83	47.017	1:58.441	21	47.063	1:55.017
21	17.368	2:12.771	31	28.577	1:59.100	25	41.252	2:00.435	64	47.848	1:57.261	83	53.464	1:56.451
64	19.210	2:14.613	25	28.985	1:57.204	31	42.167	2:01.758	25	47.980	1:55.047	64	54.448	1:56.604
31	19.345	2:14.748	14	31.417	1:59.841	14	45.969	2:02.720	31	48.716	1:54.868	25	54.648	1:56.672
14	21.444	2:16.847	81	31.547	1:54.540	86	48.572	1:58.822	14	59.078	2:01.428	31	54.992	1:56.280
25	21.649	2:17.052	86	37.918	2:00.603	77	52.767	2:00.739	86	59.248	1:58.995	86	1:05.808	1:56.564
37	23.568	2:18.971	77	40.196	2:05.764	76	53.586	2:01.365	77	1:02.700	1:58.252	14	1:08.598	1:59.524
77	24.300	2:19.703	76	40.389	2:03.485	82	57.822	2:03.135	76	1:04.548	1:59.281	77	1:12.607	1:59.911
76	26.772	2:22.175	82	42.855	2:05.737	16	1:12.237	2:10.317	82	1:12.524	2:03.021	76	1:14.054	1:59.510
81	26.875	2:22.278	53	47.731	2:07.484	17	1:12.387	2:01.862	17	1:24.133	2:00.065	82	1:27.684	2:05.164
82	26.986	2:22.389	16	50.088	2:08.544	26	1:15.009	2:07.629	26	1:31.310	2:04.620	17	1:33.595	1:59.466
86	27.183	2:22.586	26	55.548	2:08.803	53	1:15.993	2:16.430	53	1:35.086	2:07.412	26	1:45.151	2:03.845
53	30.115	2:25.518	17	58.693	2:04.220	29	1:28.928	2:10.534	38	1 LAP	4:55.355P	53	1:50.467	2:05.385
16	31.412	2:26.815	29	1:06.562	2:16.002	49	1:29.628	2:09.806	29	1:49.346	2:08.737			
26	36.613	2:32.016	49	1:07.990	2:14.454	11	1:33.852	2:11.372						
29	40.428	2:35.831	11	1:10.648	2:15.046									
49	43.404	2:38.807	36	1:18.546	2:53.025P									
17	44.341	2:39.744	22	1:27.106	2:17.886									
11	45.470	2:40.873												
22	59.088	2:54.491												

**SRCC Sports 2000 Championship**  
**RACE CLASSIFICATION - RACE 11 - LAP CHART**  
 (contd.)

Lap 6			Lap 7			Lap 8			Lap 9			Lap 10		
No	Behind	Laptime	No	Behind	Laptime	No	Behind	Laptime	No	Behind	Laptime	No	Behind	Laptime
4		1:51.274	4		1:49.002	4		1:50.270	4		1:47.694	4		1:49.644
47	1.810	1:54.037	39	3.829	1:50.728	17	1 LAP	2:00.490	39	1.914	1:47.521	39	0.587	1:48.317
39	2.103	1:48.402	7	8.889	1:50.896	39	2.087	1:48.528	7	11.501	1:50.467	26	2 LAPS	2:23.253
7	6.995	1:52.337	26	1 LAP	2:06.057	7	8.728	1:50.109	17	1 LAP	2:02.614	77	1 LAP	2:04.459
29	1 LAP	2:07.396	47	9.855	1:57.047	47	15.623	1:56.038	47	27.437	1:59.508	76	1 LAP	2:04.847
49	1 LAP	2:06.595	53	1 LAP	2:07.846	82	1 LAP	2:12.277	81	41.481	1:48.970	22	2 LAPS	2:17.430
38	2 LAPS	2:15.416	38	2 LAPS	2:02.343	53	1 LAP	2:05.324	82	1 LAP	2:17.355	7	15.504	1:53.647
11	1 LAP	2:09.626	49	1 LAP	2:06.457	81	40.205	1:51.034	53	1 LAP	2:07.142	38	3 LAPS	3:16.744P
3	26.730	1:52.801	3	33.900	1:56.172	3	40.870	1:57.240	21	1:14.893	1:56.081	17	1 LAP	2:04.134
81	38.924	1:49.846	29	1 LAP	2:11.897	38	2 LAPS	2:03.461	31	1:15.397	1:55.777	81	42.341	1:50.504
22	1 LAP	2:10.940	81	39.441	1:49.519	49	1 LAP	2:10.975	83	1:19.922	2:00.601	47	43.613	2:05.820
21	50.886	1:56.276	11	1 LAP	2:10.376	29	1 LAP	2:11.537	64	1:20.627	1:58.969	31	1:20.903	1:55.150
56	52.417	1:58.746	21	59.207	1:57.323	21	1:06.506	1:57.569	49	1 LAP	2:16.379	82	1 LAP	2:23.531
83	55.570	1:54.559	56	1:01.458	1:58.043	83	1:07.015	1:55.497	56	1:25.890	2:01.859	53	1 LAP	2:19.506
64	56.792	1:54.797	83	1:01.788	1:55.220	31	1:07.314	1:54.309	29	1 LAP	2:16.243	21	1:21.572	1:56.323
31	56.939	1:54.400	31	1:03.275	1:55.338	64	1:09.352	1:55.873	25	1:38.076	2:04.990	64	1:29.201	1:58.218
25	58.651	1:56.456	64	1:03.749	1:55.959	56	1:11.725	2:00.537	11	1 LAP	2:17.092	83	1:30.307	2:00.029
14	1:15.757	1:59.612	25	1:08.794	1:59.145	11	1 LAP	2:18.447	3	1:49.644	2:56.468P	14	1 LAP	3:23.225P
77	1:22.564	2:02.410	22	1 LAP	2:14.062	25	1:20.780	2:02.256				49	1 LAP	2:22.582
76	1:22.869	2:01.268	14	1:30.550	2:03.795	26	1 LAP	3:04.997P				29	1 LAP	2:19.326
17	1:40.770	1:59.628	77	1:34.333	2:00.771	22	1 LAP	2:11.442				25	1:58.651	2:10.219
82	1:44.527	2:09.296	76	1:34.983	2:01.116	77	1:46.373	2:02.310				11	1 LAP	3:12.916
			8	2 LAPS	6:25.778P	76	1:46.653	2:01.940						
						14	1:46.733	2:06.453						

# Dunlop Radical Enduro Championship

## GRID - RACE 7 - AMENDED

ROW 12	99	Walsh	
ROW 11	44	Compton/White	88 Baxter/Maxted-Page
ROW 10	59	Drayson/Thomas	65 Le Noury
ROW 9	77	Stanley	17 Hepworth/Oddie
ROW 8	55	Bell/Bell	30 Rowley/Eperon
ROW 7	66	Wighton	76 Marshall/Bradley
ROW 6	34	Moore	12 Green/Hayman
ROW 5	60	Phillips/Coleman	28 Stilp/Jackson
ROW 4	69	Edwards/Cook	51 Moulton/Moulton
ROW 3	96	Barazi	97 Vercoe/Warren
ROW 2	90	Redwood/Byrne	1 Tomlinson/Greensall
ROW 1	20	Aspinal/Kaizer	68 Quaife/Moseley
<b>POLE</b>			
			

Weather / Track : Sunny / Dry

These results are provisional until the conclusion of any judicial and technical matters.

Brands Hatch

Circuit Length = 2.6228 miles.

Start: 14:11 End: 14:41

Clerk Of Course:

Stewards:

Timekeeper:

# Dunlop Radical Enduro Championship

## RACE CLASSIFICATION - RACE 7

POS	NO	CL	NAME	CAR	TIME	LAPS	GAP	MPH	BEST
1	1	SR	Tomlinson/Greensall	Radical SR3	39:00.162	18		72.65	1:35.442
2	97	SR	Vercoe/Warren	Radical SR3	39:00.798	18	0.636	72.63	1:35.437
3	90	SR	Redwood/Abbott	Radical SR3	39:03.350	18	3.188	72.55	1:36.435
4	96	SR	Barazi	Radical SR3	39:04.048	18	3.886	72.53	1:37.235
5	20	P	Aspinall/Kaizer	Radical Prosport	39:06.918	18	6.756	72.44	1:38.084
6	51	SR	Moulton/Moulton	Radical SR3	39:07.197	18	7.035	72.43	1:38.334
7	34	P	Moore	Radical Prosport	39:07.755	18	7.593	72.42	1:38.314
8	66	SR	Wighton	Radical SR3	39:16.482	18	16.320	72.15	1:41.571
9	30	P	Rowley/Eperon	Radical Prosport	39:20.341	18	20.179	72.03	1:42.413
10	55	SR	Bell/Bell	Radical SR3	39:22.844	18	22.682	71.95	1:42.392
11	69	SR	Edwards/Cook	Radical SR3	39:23.500	18	23.338	71.93	1:41.524
12	68	SR	Quaife/Moseley	Radical SR3	39:23.501	18	23.339	71.93	1:36.808
13	28	P	Stilp/Jackson	Radical Prosport	39:24.586	18	24.424	71.90	1:39.198
14	77	SR	Stanley	Radical SR3	39:27.399	18	27.237	71.81	1:43.710
15	88	SR	Baxter/Maxted-Page	Radical SR3	40:15.229	18	1:15.067	70.39	1:55.494
16	59	SR	Drayson/Thomas	Radical SR3	39:30.580	17	1 LAP	67.74	1:47.156
17	12	P	Green/Hayman	Radical Prosport	39:31.244	15	3 LAPS	59.75	1:46.688
NOT CLASSIFIED									
44	P	Compton/White	Radical Prosport		39:17.884	18	17.722	72.10	1:42.490
17	P	Hepworth/Oddie	Radical Prosport		39:10.094	13	N.C.F.	52.25	1:47.997
76	SR	Marshall/Bradley	Radical SR3		27:33.077	9	D.N.F.	51.44	1:45.622
99	SR	Walsh	Radical SR3		13:40.718	6	D.N.F.	69.11	1:45.963
60	SR	Phillips/Coleman	Radical SR3			0	D.N.F.	N/A	
FASTEST LAP									
97	SR	Vercoe/Warren	Radical SR3		1:35.437	18	98.93mph		159.22kph
20	P	Aspinall/Kaizer	Radical Prosport		1:38.084	18	96.26mph		154.92kph

Car No 44 Not classified as caused Red Flag.  
Weather / Track : Cloudy / Wet

Brands Hatch  
Circuit Length = 2.6228 miles.  
Start: 13:33 End: 14:15

Clerk of Course:	Stewards:	Timekeeper:
------------------	-----------	-------------

# Dunlop Radical Enduro Championship

## RACE CLASSIFICATION - RACE 7 - LAP CHART

Lap 1			Lap 2			Lap 3			Lap 4			Lap 5		
No	Behind	Laptime	No	Behind	Laptime	No	Behind	Laptime	No	Behind	Laptime	No	Behind	Laptime
68		1:40.857	68		1:37.351	68		1:36.808	68		2:41.070	68		2:59.414
20	3.026	1:43.883	20	6.436	1:40.761	20	8.464	1:38.836	20	0.548	2:33.154	20	0.703	2:59.569
90	4.036	1:44.893	90	7.002	1:40.317	90	9.245	1:39.051	90	1.391	2:33.216	90	1.519	2:59.542
96	5.252	1:46.109	96	9.194	1:41.293	96	13.074	1:40.688	96	1.987	2:29.983	96	1.964	2:59.391
97	7.023	1:47.880	97	12.971	1:43.299	97	18.616	1:42.453	97	2.707	2:25.161	97	2.541	2:59.248
51	9.399	1:50.256	28	15.017	1:42.527	28	19.018	1:40.809	28	3.561	2:25.613	28	4.556	3:00.409
28	9.841	1:50.698	51	15.815	1:43.767	51	20.849	1:41.842	51	4.257	2:24.478	51	5.696	3:00.853
69	10.439	1:51.296	69	17.112	1:44.024	69	22.830	1:42.526	69	5.403	2:23.643	69	9.428	3:03.439
1	10.445	1:51.302	1	20.913	1:47.819	1	28.673	1:44.568	1	6.545	2:18.942	1	10.146	3:03.015
66	11.514	1:52.371	66	21.714	1:47.551	66	29.612	1:44.706	66	6.982	2:18.440	66	10.835	3:03.267
12	12.675	1:53.532	12	22.949	1:47.625	34	31.945	1:45.716	34	7.782	2:16.907	34	11.657	3:03.289
34	13.374	1:54.231	34	23.037	1:47.014	12	33.236	1:47.095	76	8.764	2:15.685	76	13.375	3:04.025
99	14.737	1:55.594	99	24.851	1:47.465	99	34.006	1:45.963	12	9.870	2:17.704	12	14.550	3:04.094
76	16.465	1:57.322	76	25.335	1:46.221	76	34.149	1:45.622	99	10.598	2:17.662	99	15.245	3:04.061
30	22.927	2:03.784	55	39.421	1:53.675	55	54.851	1:52.238	55	18.649	2:04.868	55	16.819	2:57.584
55	23.097	2:03.954	30	41.467	1:55.891	30	1:01.348	1:56.689	30	34.069	2:13.791	30	17.713	2:43.058
77	31.389	2:12.246	77	54.646	2:00.608	44	1:13.679	1:54.215	44	44.431	2:11.822	44	18.227	2:33.210
88	35.749	2:16.606	88	56.270	1:57.872	77	1:13.696	1:55.858	77	48.944	2:16.318	77	19.674	2:30.144
17	35.836	2:16.693	44	56.272	1:56.968	88	1:16.984	1:57.522	88	49.866	2:13.952	88	20.849	2:30.397
44	36.655	2:17.512	59	1:02.368	2:02.930	59	1:21.776	1:56.216	59	51.107	2:10.401	59	21.892	2:30.199
59	36.789	2:17.646										17	3 LAPS	10:50.888P

Car No 44 Not classified as caused Red Flag.  
Weather / Track : Cloudy / Wet

Brands Hatch  
Circuit Length = 2.6228 miles.  
Start: 13:33 End: 14:15

**Dunlop Radical Enduro Championship**  
**RACE CLASSIFICATION - RACE 7 - LAP CHART**  
 (contd.)

Lap 6			Lap 7			Lap 8			Lap 9			Lap 10		
No	Behind	Laptime	No	Behind	Laptime	No	Behind	Laptime	No	Behind	Laptime	No	Behind	Laptime
68		3:00.903	68		1:38.656	68		1:37.248	28		2:41.846	69		3:02.575
20	0.276	3:00.476	20	2.548	1:40.928	20	3.976	1:38.676	69	1.390	2:37.503	17	4 LAPS	2:57.840
28	0.704	2:57.051	28	3.595	1:41.547	28	5.545	1:39.198	17	4 LAPS	2:18.250	1	2.510	2:58.490
69	2.560	2:54.035	17	4 LAPS	2:13.143	69	11.278	1:41.524	1	7.985	2:06.685	51	2.894	2:57.067
66	2.758	2:52.826	69	7.002	1:43.098	66	19.199	1:45.132	88	9.378	2:05.076	59	3.571	2:57.035
34	2.889	2:52.135	66	11.315	1:47.213	17	4 LAPS	2:08.369	51	9.792	2:05.310	96	4.038	2:57.072
76	3.629	2:51.157	44	20.362	1:52.126	44	38.837	1:55.723	59	10.501	2:05.150	97	4.889	2:57.208
12	4.033	2:50.386	34	25.854	2:01.621	1	48.691	1:43.825	96	10.931	1:58.484	90	5.630	2:57.206
99	4.315	2:49.973	77	28.936	1:59.727	88	51.693	1:58.672	97	11.646	1:57.469	20	6.499	2:33.762
44	6.892	2:49.568	88	30.269	1:59.187	51	51.873	1:43.082	90	12.389	1:58.054	30	7.358	2:30.364
77	7.865	2:49.094	59	31.230	1:58.068	59	52.742	1:58.760	20	36.702	3:20.117P	44	8.683	2:29.709
88	9.738	2:49.792	1	42.114	1:39.407	96	59.838	1:41.722	30	40.959	1:55.805	66	9.090	2:22.924
59	11.818	2:50.829	51	46.039	1:47.486	97	1:01.568	1:41.604	44	42.939	2:51.493P	68	10.316	2:23.683
51	37.209	3:32.416P	90	52.359	1:51.213	90	1:01.726	1:46.615	66	50.131	3:18.323P	55	10.824	2:19.772
90	39.802	3:39.186P	96	55.364	1:45.265	34	1:24.828	2:36.222P	68	50.598	3:37.989P	34	11.518	1:59.437
1	41.363	3:32.120P	97	57.212	1:45.985	30	1:32.545	1:52.497	55	55.017	2:07.375	76	3 LAPS	9:16.693P
96	48.755	3:47.694P	30	1:17.296	1:57.905	55	1:35.033	1:49.035	34	1:16.046	2:38.609P	77	31.382	2:05.913
97	49.883	3:48.245P	55	1:23.246	1:56.452	77	2:05.777	3:14.089P	77	1:29.434	2:11.048	12	3 LAPS	9:44.958P
30	58.047	3:41.237P										28	42.853	3:46.818P
55	1:05.450	3:49.534P										88	1:08.679	4:03.266P
												17	3 LAPS	2:50.239

Car No 44 Not classified as caused Red Flag.  
 Weather / Track : Cloudy / Wet

Brands Hatch  
 Circuit Length = 2.6228 miles.  
 Start: 13:33 End: 14:15

**Dunlop Radical Enduro Championship**  
**RACE CLASSIFICATION - RACE 7 - LAP CHART**  
 (contd.)

Lap 11			Lap 12			Lap 13			Lap 14			Lap 15		
No	Behind	Laptime	No	Behind	Laptime	No	Behind	Laptime	No	Behind	Laptime	No	Behind	Laptime
1		2:49.569	1		1:37.125	1		1:35.442	1		1:35.732	1		2:37.449
51	0.330	2:49.515	51	3.199	1:39.994	96	5.980	1:38.123	97	7.239	1:36.720	97	0.432	2:30.642
59	0.883	2:49.391	96	3.299	1:39.257	97	6.251	1:37.676	96	8.510	1:38.262	96	1.122	2:30.061
96	1.167	2:49.208	97	4.017	1:39.782	51	7.219	1:39.462	51	9.821	1:38.334	51	1.577	2:29.205
97	1.360	2:48.550	90	4.880	1:40.512	90	8.030	1:38.592	90	10.336	1:38.038	90	2.040	2:29.153
90	1.493	2:47.942	20	9.473	1:44.701	20	16.053	1:42.022	20	21.083	1:40.762	20	2.459	2:18.825
20	1.897	2:47.477	66	12.640	1:46.275	34	18.907	1:41.072	34	23.119	1:39.944	34	3.232	2:17.562
30	2.701	2:47.422	34	13.277	1:45.569	66	20.658	1:43.460	59	1 LAP	2:04.246	59	1 LAP	2:18.283
44	3.134	2:46.530	30	14.507	1:48.931	30	24.721	1:45.656	66	27.734	1:42.808	66	6.167	2:15.882
66	3.490	2:46.479	44	14.652	1:48.643	44	25.064	1:45.854	44	32.936	1:43.604	44	6.572	2:11.085
68	4.087	2:45.850	68	15.091	1:48.129	68	25.588	1:45.939	30	34.312	1:45.323	30	7.563	2:10.700
55	4.515	2:45.770	55	18.689	1:51.299	55	27.335	1:44.088	68	35.319	1:45.463	68	8.382	2:10.512
34	4.833	2:45.394	76	3 LAPS	1:51.727	77	31.717	1:46.622	55	35.809	1:44.206	55	8.930	2:10.570
76	3 LAPS	2:44.625	77	20.537	1:51.572	28	33.362	1:47.863	77	41.315	1:45.330	77	9.660	2:05.794
77	6.090	2:26.787	28	20.941	1:51.861	12	3 LAPS	1:50.465	28	44.334	1:46.704	28	10.030	2:03.145
28	6.205	2:15.431	12	3 LAPS	1:52.861	17	4 LAPS	1:59.962	12	3 LAPS	1:48.542	12	3 LAPS	1:57.683
12	3 LAPS	2:17.204	17	4 LAPS	2:07.212	69	1:03.786	1:43.843	69	1:10.678	1:42.624	69	20.927	1:47.698
88	35.224	2:18.624	69	55.385	1:51.475	88	1:17.143	1:56.175	17	4 LAPS	1:58.217	88	1:08.065	2:08.609
69	41.035	3:33.114P	88	56.410	1:58.311				88	1:36.905	1:55.494	17	4 LAPS	3:47.837P
			59	1:30.573	3:06.815P									

Car No 44 Not classified as caused Red Flag.  
 Weather / Track : Cloudy / Wet

Brands Hatch  
 Circuit Length = 2.6228 miles.  
 Start: 13:33 End: 14:15

**Dunlop Radical Enduro Championship**  
**RACE CLASSIFICATION - RACE 7 - LAP CHART**  
 (contd.)


Lap 16			Lap 17			Lap 18			Lap 19			Lap 20		
No	Behind	Laptime	No	Behind	Laptime	No	Behind	Laptime	No	Behind	Laptime	No	Behind	Laptime
1		2:47.094	1		1:36.019	1		1:35.559						
97	0.292	2:46.954	97	0.758	1:36.485	97	0.636	1:35.437						
96	0.654	2:46.626	96	2.210	1:37.575	90	3.188	1:36.435						
51	1.277	2:46.794	90	2.312	1:36.956	96	3.886	1:37.235						
90	1.375	2:46.429	51	4.137	1:38.879	20	6.756	1:38.084						
20	1.895	2:46.530	20	4.231	1:38.355	51	7.035	1:38.457						
34	2.206	2:46.068	34	4.838	1:38.651	34	7.593	1:38.314						
59	1 LAP	2:45.660	66	10.308	1:42.849	17	5 LAPS	1:47.997						
66	3.478	2:44.405	44	10.791	1:42.758	66	16.320	1:41.571						
44	4.052	2:44.574	30	13.325	1:44.483	44	17.722	1:42.490						
30	4.861	2:44.392	55	15.849	1:46.007	30	20.179	1:42.413						
68	5.581	2:44.293	68	16.532	1:46.970	55	22.682	1:42.392						
55	5.861	2:44.025	69	17.179	1:44.576	69	23.338	1:41.718						
77	7.276	2:44.710	28	17.209	1:45.691	68	23.339	1:42.366						
28	7.537	2:44.601	59	1 LAP	1:51.795	28	24.424	1:42.774						
12	3 LAPS	2:44.965	77	19.086	1:47.829	77	27.237	1:43.710						
69	8.622	2:34.789	12	3 LAPS	1:47.442	59	1 LAP	1:47.156						
88	33.874	2:12.903	88	54.058	1:56.203	12	3 LAPS	1:46.688						
17	4 LAPS	1:53.447				88	1:15.067	1:56.568						

Car No 44 Not classified as caused Red Flag.  
 Weather / Track : Cloudy / Wet

Brands Hatch  
 Circuit Length = 2.6228 miles.  
 Start: 13:33 End: 14:15

# Dunlop Radical Enduro Championship

## GRID - RACE 13

ROW 11	99 Walsh	60 Phillips/Coleman
ROW 10	17 Hepworth/Oddie	76 Marshall/Bradley
ROW 9	12 Green/Hayman	44 Compton/White
ROW 8	88 Baxter/Maxted-Page	59 Drayson/Thomas
ROW 7	28 Stilp/Jackson	77 Stanley
ROW 6	69 Edwards/Cook	68 Quaife/Moseley
ROW 5	30 Rowley/Eperon	55 Bell/Bell
ROW 4	34 Moore	66 Wighton
ROW 3	20 Aspinall/Kaizer	51 Moulton/Moulton
ROW 2	90 Redwood/Abbott	96 Barazi
ROW 1	1 Tomlinson/Greensall	97 Vercoe/Warren
<b>POLE</b>		
		

Weather / Track : Cloudy / Wet

These results are provisional until the conclusion of any judicial and technical matters.

Brands Hatch

Circuit Length = 2.6228 miles.

Start: 13:33 End: 14:15

Clerk Of Course:	Stewards:	Timekeeper:
------------------	-----------	-------------

# Dunlop Radical Enduro Championship

## RACE CLASSIFICATION - RACE 13

POS	NO	CL	NAME	CAR	TIME	LAPS	GAP	MPH	BEST
1	90	SR	Redwood/Abbott	Radical SR3	30:46.899	18		92.06	1:37.815
2	96	SR	Barazi	Radical SR3	30:47.482	18	0.583	92.03	1:37.689
3	97	SR	Vercoe/Warren	Radical SR3	30:50.148	18	3.249	91.89	1:35.895
4	51	SR	Moulton/Moulton	Radical SR3	31:14.602	18	27.703	90.69	1:38.960
5	20	P	Aspinal/Kaizer	Radical Prosport	31:31.057	18	44.158	89.91	1:39.503
6	68	SR	Quaife/Moseley	Radical SR3	32:01.849	18	1:14.950	88.47	1:36.941
7	28	P	Stilp/Jackson	Radical Prosport	32:04.964	18	1:18.065	88.32	1:37.167
8	55	SR	Bell/Bell	Radical SR3	31:14.451	17	1 LAP	85.66	1:41.386
9	60	SR	Phillips/Coleman	Radical SR3	31:27.096	17	1 LAP	85.09	1:40.126
10	76	SR	Marshall/Bradley	Radical SR3	31:29.432	17	1 LAP	84.99	1:44.020
11	59	SR	Drayson/Thomas	Radical SR3	31:29.545	16	2 LAPS	79.98	1:45.910
12	77	SR	Stanley	Radical SR3	31:32.518	16	2 LAPS	79.86	1:48.756
13	88	SR	Baxter/Maxted-Page	Radical SR3	31:56.273	16	2 LAPS	78.87	1:50.490
14	17	P	Hepworth/Oddie	Radical Prosport	32:03.483	15	3 LAPS	73.66	1:45.368
NOT CLASSIFIED									
34	P	Moore	Radical Prosport		23:46.326	13	D.N.F.	86.10	1:41.172
44	P	Compton/White	Radical Prosport		24:49.466	13	D.N.F.	82.45	1:43.591
12	P	Green/Hayman	Radical Prosport		31:21.456	13	N.C.F.	65.27	1:49.471
69	SR	Edwards/Cook	Radical SR3		19:50.587	11	D.N.F.	87.29	1:41.806
99	SR	Walsh	Radical SR3		17:15.897	9	D.N.F.	82.09	1:47.216
66	SR	Wighton	Radical SR3		17:39.903	8	D.N.F.	71.33	1:42.739
1	SR	Tomlinson/Greensall	Radical SR3			0	D.N.F.	N/A	
FASTEST LAP									
97	SR	Vercoe/Warren	Radical SR3		1:35.895	18	98.46mph		158.46kph
28	P	Stilp/Jackson	Radical Prosport		1:37.167	15	97.17mph		156.38kph

Weather / Track : Cloudy / Wet

Brands Hatch  
Circuit Length = 2.6228 miles.  
Start: 17:44 End: 18:15

Clerk of Course:	Stewards:	Timekeeper:
------------------	-----------	-------------

# Dunlop Radical Enduro Championship

## RACE CLASSIFICATION - RACE 13 - LAP CHART

Lap 1			Lap 2			Lap 3			Lap 4			Lap 5		
No	Behind	Laptime	No	Behind	Laptime	No	Behind	Laptime	No	Behind	Laptime	No	Behind	Laptime
97		1:45.122	97		1:42.203	97		1:41.963	97		1:40.945	96		1:41.300
90	1.580	1:46.702	90	0.905	1:41.528	90	0.667	1:41.725	96	1.033	1:41.060	97	0.030	1:42.363
96	2.485	1:47.607	96	1.330	1:41.048	96	0.918	1:41.551	90	3.214	1:43.492	90	1.981	1:41.100
55	3.718	1:48.840	20	4.461	1:42.110	20	4.076	1:41.578	20	4.426	1:41.295	20	3.415	1:41.322
20	4.554	1:49.676	51	6.716	1:43.547	51	8.245	1:43.492	51	10.591	1:43.291	51	11.833	1:43.575
51	5.372	1:50.494	69	9.959	1:45.551	69	11.433	1:43.437	69	14.432	1:43.944	69	16.245	1:44.146
69	6.611	1:51.733	34	14.516	1:47.837	34	19.201	1:46.648	34	25.101	1:46.845	55	26.888	1:43.933
34	8.882	1:54.004	66	15.175	1:47.922	55	21.976	1:48.341	55	25.288	1:44.257	34	28.097	1:45.329
66	9.456	1:54.578	55	15.598	1:54.083	99	23.289	1:49.394	99	30.806	1:48.462	76	37.213	1:48.060
99	10.027	1:55.149	99	15.858	1:48.034	76	25.845	1:46.194	76	31.486	1:46.586	60	37.941	1:48.057
68	10.297	1:55.419	76	21.614	1:47.973	60	29.420	1:46.820	60	32.217	1:43.742	17	1 LAP	2:43.327P
28	14.468	1:59.590	60	24.563	1:48.772	28	35.949	1:53.167	66	41.781	1:45.911	66	44.593	1:45.145
76	15.844	2:00.966	28	24.745	1:52.480	77	36.502	1:52.831	28	46.463	1:51.459	28	53.445	1:49.315
77	17.012	2:02.134	77	25.634	1:50.825	66	36.815	2:03.603	77	47.106	1:51.549	77	54.724	1:49.951
60	17.994	2:03.116	12	31.289	1:54.930	59	42.868	1:51.314	59	49.324	1:47.401	59	54.864	1:47.873
12	18.562	2:03.684	59	33.517	1:53.169	12	43.776	1:54.450	12	54.631	1:51.800	68	1:01.128	1:45.147
88	21.825	2:06.947	88	34.237	1:54.615	88	46.414	1:54.140	68	58.314	1:49.420	12	1:05.151	1:52.853
44	22.432	2:07.554	44	34.624	1:54.395	44	46.578	1:53.917	88	58.311	1:52.842	88	1:07.440	1:51.462
59	22.551	2:07.673	68	44.680	2:16.586	68	49.839	1:47.122	44	59.116	1:53.483	44	1:08.520	1:51.737
17	30.083	2:15.205	17	54.162	2:06.282	17	1:20.051	2:07.852				99	1:22.149	2:33.676P

**Dunlop Radical Enduro Championship**  
**RACE CLASSIFICATION - RACE 13 - LAP CHART**  
 (contd.)

Lap 6			Lap 7			Lap 8			Lap 9			Lap 10		
No	Behind	Laptime	No	Behind	Laptime	No	Behind	Laptime	No	Behind	Laptime	No	Behind	Laptime
97		1:39.062	97		1:39.089	96		1:38.964	96		1:40.224	96		1:39.037
96	1.159	1:40.251	99	1 LAP	1:56.126	20	7.599	1:41.166	44	1 LAP	1:50.550	20	9.184	1:41.343
90	3.135	1:40.246	96	1.117	1:39.047	97	8.799	1:48.880	88	1 LAP	1:53.389	97	9.635	1:40.610
20	5.030	1:40.707	90	3.892	1:39.846	99	1 LAP	1:50.161	20	6.878	1:39.503	76	1 LAP	2:49.978P
51	15.932	1:43.191	20	6.514	1:40.573	69	24.967	1:41.806	97	8.062	1:39.487	99	1 LAP	1:47.216
69	19.954	1:42.801	69	23.242	1:42.377	28	1 LAP	1:44.207	99	1 LAP	1:47.679	28	1 LAP	1:39.352
55	30.814	1:43.018	28	1 LAP	2:48.514P	55	36.698	1:41.969	68	1 LAP	2:32.932P	68	1 LAP	1:45.173
34	33.501	1:44.496	55	34.810	1:43.085	90	39.935	2:16.124P	28	1 LAP	1:39.677	55	41.574	1:41.386
60	41.984	1:43.135	34	40.118	1:45.706	17	2 LAPS	2:47.695P	55	39.225	1:42.751	90	43.886	1:39.070
76	43.404	1:45.283	60	44.320	1:41.425	34	45.103	1:45.066	90	43.853	1:44.142	60	48.305	1:40.126
66	49.404	1:43.903	51	49.154	2:12.311P	60	45.613	1:41.374	60	47.216	1:41.827	66	2 LAPS	4:56.102P
59	1:04.995	1:49.223	76	48.693	1:44.378	76	52.632	1:44.020	34	48.539	1:43.660	44	1 LAP	2:28.530P
77	1:06.226	1:50.594	66	53.054	1:42.739	51	56.506	1:47.433	59	1 LAP	2:57.962P	34	53.821	1:44.319
68	1:07.421	1:45.385	59	1:11.816	1:45.910				77	1 LAP	2:55.735P	51	1:00.113	1:40.416
17	1 LAP	2:12.418	68	1:12.720	1:44.388				51	58.734	1:42.452	59	1 LAP	2:00.430
12	1:16.888	1:50.829	77	1:15.893	1:48.756				69	1:08.029	2:23.286P	77	1 LAP	2:01.110
88	1:18.838	1:50.490	88	1:31.260	1:51.511				17	2 LAPS	2:07.910	69	1:16.789	1:47.797
44	1:20.263	1:50.835	44	1:31.559	1:50.385							88	1 LAP	3:03.717P

**Dunlop Radical Enduro Championship**  
**RACE CLASSIFICATION - RACE 13 - LAP CHART**  
 (contd.)

Lap 11			Lap 12			Lap 13			Lap 14			Lap 15		
No	Behind	Laptime	No	Behind	Laptime	No	Behind	Laptime	No	Behind	Laptime	No	Behind	Laptime
96		1:38.967	96		2:21.997P	90		1:37.815	90		1:38.406	90		1:40.262
28	1 LAP	1:39.037	90	2.404	1:39.351	96	1.843	1:42.062	96	1.126	1:37.689	96	0.507	1:39.643
68	1 LAP	1:37.867	76	1 LAP	1:47.209	76	1 LAP	1:45.412	88	2 LAPS	1:55.221	12	5 LAPS	1:49.491
76	1 LAP	1:56.560	60	8.625	1:40.715	97	11.457	1:39.520	97	10.056	1:37.005	55	1 LAP	1:49.490
17	3 LAPS	2:52.981P	97	12.156	1:42.569	51	19.066	1:39.684	76	1 LAP	1:45.501	97	6.823	1:37.029
90	45.050	1:40.131	20	18.795	1:49.930	20	22.657	1:44.081	51	19.620	1:38.960	51	20.499	1:41.141
60	49.907	1:40.569	51	19.601	1:39.893	17	3 LAPS	1:48.681	20	27.346	1:43.095	88	2 LAPS	1:58.499
20	50.862	2:20.645P	17	3 LAPS	1:58.679	44	1 LAP	1:45.645	17	3 LAPS	1:45.368	76	1 LAP	1:45.792
97	51.584	2:20.916P	44	1 LAP	1:46.490	60	1:03.455	2:35.049P	44	1 LAP	1:43.591	20	30.594	1:43.510
51	1:01.705	1:40.559	77	1 LAP	1:52.509	77	1 LAP	1:53.017	28	1:21.386	1:39.183	17	3 LAPS	1:52.094
44	1 LAP	1:52.354	59	1 LAP	1:54.581	59	1 LAP	1:52.568	68	1:21.770	1:38.225	28	1:18.291	1:37.167
69	1:21.531	1:43.709	34	1:14.101	1:46.981	34	1:15.054	1:41.172	60	1:29.175	2:04.126	68	1:19.093	1:37.585
59	1 LAP	1:55.280	12	4 LAPS	1:56.530	28	1:20.609	1:37.927	77	1 LAP	1:56.863			
77	1 LAP	1:53.470	55	1:21.711	1:58.606	68	1:21.951	1:37.344	59	1 LAP	1:57.418			
55	1:45.102	2:42.495P	28	1:22.901	1:39.186	12	4 LAPS	1:49.471						
12	4 LAPS	8:46.933P	68	1:24.826	1:39.021	55	1:30.778	1:49.286						
34	1:49.117	2:34.263P	88	1 LAP	1:57.612									
88	1 LAP	2:01.373												
28	2:05.712	1:37.970												
68	2:07.802	1:37.419												

**Dunlop Radical Enduro Championship**  
**RACE CLASSIFICATION - RACE 13 - LAP CHART**  
 (contd.)

Lap 16			Lap 17			Lap 18			Lap 19			Lap 20		
No	Behind	Laptime	No	Behind	Laptime	No	Behind	Laptime	No	Behind	Laptime	No	Behind	Laptime
90		1:39.474	90		1:38.903	90		1:38.582						
96	0.504	1:39.471	96	0.359	1:38.758	96	0.583	1:38.806						
60	1 LAP	1:54.908	97	5.936	1:36.667	97	3.249	1:35.895						
97	8.172	1:40.823	55	1 LAP	1:47.574	55	1 LAP	1:45.726						
59	2 LAPS	1:57.579	60	1 LAP	1:56.274	51	27.703	1:42.032						
12	5 LAPS	1:49.916	12	5 LAPS	1:50.612	12	5 LAPS	1:49.957						
55	1 LAP	1:49.611	51	24.253	1:41.360	60	1 LAP	1:57.061						
77	2 LAPS	2:05.968	59	2 LAPS	1:56.882	76	1 LAP	1:46.189						
51	21.796	1:40.771	77	2 LAPS	1:54.063	59	2 LAPS	1:54.282						
76	1 LAP	1:45.075	76	1 LAP	1:44.256	20	44.158	1:44.821						
20	35.243	1:44.123	20	37.919	1:41.579	77	2 LAPS	1:53.143						
88	2 LAPS	1:57.649	88	2 LAPS	1:54.036	88	2 LAPS	1:52.770						
17	3 LAPS	1:46.607	17	3 LAPS	1:48.646	68	1:14.950	1:38.642						
68	1:16.852	1:37.233	68	1:14.890	1:36.941	17	3 LAPS	1:49.738						
28	1:17.633	1:38.816	28	1:17.477	1:38.747	28	1:18.065	1:39.170						

# BRSCC Mighty Mini/Super Mighty Mini/Extreme Mini Championship

## QUALIFYING - RACE 12

POS	NO	CL	NAME	NAT	CAR	TIME	LAPS	GAP	MPH
1	79	C	Julian HOWELL		Rover Mini	1:48.282	7		87.19
2	98	C	Mike EDGELL		Mini Cooper	1:52.535	11	4.253	83.90
3	1	B	Gary PATTERSON		Rover Mini Cooper	1:54.815	10	6.533	82.23
4	72	C	Andy HARRISON		Rover Mini	1:55.735	5	7.453	81.58
5	12	B	James YOUNG		Mini Cooper	1:55.953	10	7.671	81.43
6	75	C	Sarah LEVICS		Rover Metro	1:56.615	10	8.333	80.96
7	68	B	Ben SEYFRIED		Mini 1.3i	1:56.854	10	8.572	80.80
8	41	B	Alex COMIS		Mini Cooper	1:58.049	10	9.767	79.98
9	36	B	Chris YATES		Rover Mini Cooper	1:58.216	10	9.934	79.87
10	42	B	David YOUNG		Mini Cooper	1:58.265	10	9.983	79.83
11	31	B	Steve DAWSON		Rover Mini Cooper	1:58.374	10	10.092	79.76
12	25	B	Andy CROFT		Mini Cooper	1:59.911	10	11.629	78.74
13	26	A	Ian NEVILLE		Mini Cooper	2:01.874	10	13.592	77.47
14	100	A	Declan McDONNELL		Mini Cooper 1.3i	2:02.176	9	13.894	77.28
15	6	A	Spencer LYON		Mini Cooper 1.3i	2:02.324	10	14.042	77.18
16	77	A	Patrick FORD		Rover Mini Cooper	2:02.541	10	14.259	77.05
17	16	A	David NEVILLE		Mini Cooper 1.3i	2:02.643	10	14.361	76.98
18	11	A	Neven KIRKPATRICK		Mini Cooper	2:02.905	10	14.623	76.82
19	82	A	Neil WALKER		Mini Cooper 1.3i	2:03.241	10	14.959	76.61
20	19	A	Mark DITCHBURN		Mini Cooper	2:03.451	10	15.169	76.48
21	88	A	Steve KIRKBY		Mini Cooper Spi 1.3	2:03.470	10	15.188	76.47
22	43	A	Simon WOOD		Mini Cooper	2:03.536	10	15.254	76.43
23	23	C	Peter WESTON		MG Metro	2:03.622	10	15.340	76.37
24	10	A	David KIRKPATRICK		Mini Cooper	2:03.852	10	15.570	76.23
25	15	A	Richard PENNY		Mini Cooper	2:04.375	9	16.093	75.91
26	80	A	Jeff SELICK		Mini Cooper	2:04.645	10	16.363	75.75
27	27	A	Christopher HODGSON		Mini Cooper	2:04.779	9	16.497	75.67
28	7	A	Craig ROGERS		Mini Cooper	2:04.958	9	16.676	75.56
29	83	A	Derek MOON		Mini Cooper 1.3i	2:05.758	9	17.476	75.08
30	71	A	Tim HARBER		Mini Cooper 1.3i	2:05.849	9	17.567	75.02
31	33	A	Evan McHUGH		Mini Cooper	2:07.571	9	19.289	74.01
32	35	A	Mark WILKINSON		Rover Mini Cooper	2:08.507	9	20.225	73.47
33	5	A	Daniel HODGSON		Mini Cooper 1.3i	2:08.711	9	20.429	73.35
34	45	A	Julian AFFLECK		Mini 1.3i	2:09.010	9	20.728	73.18
35	52	A	John BRYANT		Mini Cooper	2:09.984	9	21.702	72.64
36	38	A	Michael KNOWLSON		Mini Cooper	2:11.535	9	23.253	71.78
37	70	A	Chris MANNING		Rover Mini Cooper	2:12.023	9	23.741	71.51
38	66	A	Caroline GILBERT		Mini Cooper	2:27.054	8	38.772	64.20

Car Nos - 23, 31 & 100 need working transponders please.

Weather / Track : Sunny / Dry

These results are provisional until the conclusion of any judicial and technical matters.

Brands Hatch

Circuit Length = 2.6228 miles.

Start: 17:15 End: 17:35

Clerk Of Course:	Stewards:	Timekeeper:

## BRSCC Mighty Mini/Super Mighty Mini/Extreme Mini Championship QUALIFYING - LAP ANALYSIS

<b>1</b>	<b>Gary PATTERSON</b>	Rover Mini Cooper
1 - 2:50.265	6 - 1:55.980	
2 - 1:59.231	7 - <b>1:54.815</b>	
3 - 1:58.091	8 - 1:58.217	
4 - 1:56.612	9 - 1:55.948	
5 - 1:55.905	10 - 2:12.188	
<b>5</b>	<b>Daniel HODGSON</b>	Mini Cooper 1.3i
1 - 3:39.465	6 - 2:10.650	
2 - 2:17.182	7 - 2:09.996	
3 - 2:16.642	8 - <b>2:08.711</b>	
4 - 2:13.040	9 - 2:12.715	
5 - 2:12.041		
<b>6</b>	<b>Spencer LYON</b>	Mini Cooper 1.3i
1 - 3:01.260	6 - 2:04.532	
2 - 2:03.459	7 - 2:03.957	
3 - 2:03.853	8 - 2:04.671	
4 - 2:03.963	9 - <b>2:02.324</b>	
5 - 2:12.970	10 - 2:03.050	
<b>7</b>	<b>Craig ROGERS</b>	Mini Cooper
1 - 3:23.648	6 - 2:06.281	
2 - 2:07.142	7 - 2:06.028	
3 - 2:05.907	8 - <b>2:04.958</b>	
4 - 2:05.685	9 - 2:05.013	
5 - 2:06.091		
<b>10</b>	<b>David KIRKPATRICK</b>	Mini Cooper
1 - 3:15.046	6 - 2:04.269	
2 - 2:08.016	7 - 2:04.587	
3 - 2:07.852	8 - 2:04.506	
4 - 2:05.789	9 - 2:04.396	
5 - 2:06.455	10 - <b>2:03.852</b>	
<b>11</b>	<b>Neven KIRKPATRICK</b>	Mini Cooper
1 - 3:18.771	6 - 2:03.997	
2 - 2:07.266	7 - 2:03.336	
3 - 2:05.216	8 - 2:03.144	
4 - 2:03.922	9 - <b>2:02.905</b>	
5 - 2:03.903	10 - 2:03.805	
<b>12</b>	<b>James YOUNG</b>	Mini Cooper
1 - 2:48.961	6 - <b>1:55.953</b>	
2 - 1:59.715	7 - 1:57.986	
3 - 1:59.315	8 - 1:57.861	
4 - 1:57.178	9 - 1:56.793	
5 - 1:56.217	10 - 1:57.962	

# BRSCC Mighty Mini/Super Mighty Mini/Extreme Mini Championship QUALIFYING - LAP ANALYSIS

(contd.)

<b>15</b>	<b>Richard PENNY</b>	Mini Cooper
1 - 3:46.236	6 - <b>2:04.375</b>	
2 - 2:11.824	7 - 2:07.855	
3 - 2:09.862	8 - 2:04.451	
4 - 2:06.530	9 - 2:04.522	
5 - 2:04.925		
<b>16</b>	<b>David NEVILLE</b>	Mini Cooper 1.3i
1 - 3:23.337	6 - 2:04.897	
2 - 2:03.907	7 - 2:04.290	
3 - 2:03.779	8 - <b>2:02.643</b>	
4 - 2:03.203	9 - 2:02.867	
5 - 2:03.103	10 - 2:03.179	
<b>19</b>	<b>Mark DITCHBURN</b>	Mini Cooper
1 - 3:11.305	6 - 2:07.198	
2 - 2:06.672	7 - 2:03.609	
3 - 2:07.668	8 - 2:04.354	
4 - 2:05.942	9 - 2:04.108	
5 - 2:05.179	10 - <b>2:03.451</b>	
<b>23</b>	<b>Peter WESTON</b>	MG Metro
1 - 2:51.221	6 - <b>2:03.622</b>	
2 - 2:11.752	7 - 2:04.469	
3 - 2:06.548	8 - 2:04.145	
4 - 2:07.141	9 - 2:05.165	
5 - 2:04.646	10 - 2:08.240	
<b>25</b>	<b>Andy CROFT</b>	Mini Cooper
1 - 2:49.500	6 - 2:03.886	
2 - 2:08.256	7 - 2:00.688	
3 - 2:02.505	8 - 2:00.295	
4 - 2:00.763	9 - <b>1:59.911</b>	
5 - 2:00.758	10 - 2:00.536	
<b>26</b>	<b>Ian NEVILLE</b>	Mini Cooper
1 - 3:22.806	6 - 2:05.764	
2 - 2:04.599	7 - 2:03.386	
3 - 2:03.379	8 - <b>2:01.874</b>	
4 - 2:02.874	9 - 2:02.841	
5 - 2:02.910	10 - 2:02.914	
<b>27</b>	<b>Christopher HODGSON</b>	Mini Cooper
1 - 3:51.286	6 - 2:06.643	
2 - 2:11.204	7 - 2:07.897	
3 - 2:11.807	8 - 2:06.229	
4 - 2:11.724	9 - <b>2:04.779</b>	
5 - 2:08.527		

Car Nos - 23, 31 & 100 need working transponders please.  
Weather / Track : Sunny / Dry

Brands Hatch  
Circuit Length = 2.6228 miles.  
Start: 17:15 End: 17:35

# BRSCC Mighty Mini/Super Mighty Mini/Extreme Mini Championship QUALIFYING - LAP ANALYSIS

(contd.)

<b>31</b>	<b>Steve DAWSON</b>	Rover Mini Cooper
1 -	2:52.791	6 - 1:59.441
2 -	2:02.825	7 - 1:58.441
3 -	1:59.317	8 - 1:59.626
4 -	2:01.939	9 - 2:01.729
5 -	<b>1:58.374</b>	10 - 1:59.208
<b>33</b>	<b>Evan McHUGH</b>	Mini Cooper
1 -	3:24.296	6 - 2:09.076
2 -	2:11.916	7 - 2:09.617
3 -	2:10.339	8 - 2:07.850
4 -	2:09.695	9 - <b>2:07.571</b>
5 -	2:09.881	
<b>35</b>	<b>Mark WILKINSON</b>	Rover Mini Cooper
1 -	3:24.035	6 - 2:10.270
2 -	2:13.890	7 - 2:11.270
3 -	2:12.854	8 - 2:08.969
4 -	2:11.317	9 - <b>2:08.507</b>
5 -	2:10.175	
<b>36</b>	<b>Chris YATES</b>	Rover Mini Cooper
1 -	2:53.086	6 - 1:59.222
2 -	2:06.257	7 - 1:58.781
3 -	2:02.530	8 - 1:58.613
4 -	2:01.740	9 - 1:58.768
5 -	2:00.078	10 - <b>1:58.216</b>
<b>38</b>	<b>Michael KNOWLSON</b>	Mini Cooper
1 -	3:24.922	6 - 2:12.278
2 -	2:14.192	7 - <b>2:11.535</b>
3 -	2:12.309	8 - 2:12.716
4 -	2:12.839	9 - 2:11.928
5 -	2:12.081	
<b>41</b>	<b>Alex COMIS</b>	Mini Cooper
1 -	2:49.619	6 - 2:00.403
2 -	2:02.459	7 - 1:58.891
3 -	2:01.704	8 - 1:59.397
4 -	2:01.193	9 - <b>1:58.049</b>
5 -	1:59.249	10 - 1:58.701
<b>42</b>	<b>David YOUNG</b>	Mini Cooper
1 -	2:45.981	6 - 1:59.414
2 -	2:01.940	7 - 1:58.715
3 -	2:00.721	8 - <b>1:58.265</b>
4 -	1:58.439	9 - 1:59.240
5 -	1:58.476	10 - 1:58.390

Car Nos - 23, 31 & 100 need working transponders please.  
Weather / Track : Sunny / Dry

Brands Hatch  
Circuit Length = 2.6228 miles.  
Start: 17:15 End: 17:35

# BRSCC Mighty Mini/Super Mighty Mini/Extreme Mini Championship QUALIFYING - LAP ANALYSIS

(contd.)

<b>43</b>	<b>Simon WOOD</b>	Mini Cooper
1 -	3:08.947	6 - 2:05.450
2 -	2:07.653	7 - 2:06.474
3 -	2:05.156	8 - 2:05.207
4 -	2:04.779	9 - <b>2:03.536</b>
5 -	2:04.735	10 - 2:04.652
<b>45</b>	<b>Julian AFFLECK</b>	Mini 1.3i
1 -	3:45.863	6 - 2:10.037
2 -	2:14.988	7 - 2:10.273
3 -	2:13.255	8 - <b>2:09.010</b>
4 -	2:11.221	9 - 2:10.823
5 -	2:10.798	
<b>52</b>	<b>John BRYANT</b>	Mini Cooper
1 -	3:44.585	6 - 2:10.015
2 -	2:13.377	7 - <b>2:09.984</b>
3 -	2:14.279	8 - 2:10.694
4 -	2:11.329	9 - 2:10.856
5 -	2:10.616	
<b>66</b>	<b>Caroline GILBERT</b>	Mini Cooper
1 -	4:01.233	6 - 2:27.667
2 -	2:33.522	7 - 2:28.269
3 -	2:30.522	8 - <b>2:27.054</b>
4 -	2:29.436	
5 -	2:30.106	
<b>68</b>	<b>Ben SEYFRIED</b>	Mini 1.3i
1 -	2:52.304	6 - 1:59.194
2 -	2:02.227	7 - 1:57.277
3 -	1:59.451	8 - 1:57.715
4 -	1:59.675	9 - 1:57.504
5 -	1:59.315	10 - <b>1:56.854</b>
<b>70</b>	<b>Chris MANNING</b>	Rover Mini Cooper
1 -	3:37.468	6 - 2:19.876
2 -	2:23.257	7 - 2:17.993
3 -	2:19.741	8 - 2:16.016
4 -	2:22.125	9 - <b>2:12.023</b>
5 -	2:20.513	
<b>71</b>	<b>Tim HARBER</b>	Mini Cooper 1.3i
1 -	3:39.728	6 - 2:06.580
2 -	2:12.705	7 - 2:07.509
3 -	2:08.766	8 - <b>2:05.849</b>
4 -	2:08.605	9 - 2:06.044
5 -	2:06.993	

Car Nos - 23, 31 & 100 need working transponders please.  
Weather / Track : Sunny / Dry

Brands Hatch  
Circuit Length = 2.6228 miles.  
Start: 17:15 End: 17:35

# BRSCC Mighty Mini/Super Mighty Mini/Extreme Mini Championship QUALIFYING - LAP ANALYSIS

(contd.)

<b>72</b>	<b>Andy HARRISON</b>	Rover Mini
1 - 2:33.752 2 - 2:01.593 3 - 1:57.519 4 - 1:56.620 5 - <b>1:55.735</b>		
<b>75</b>	<b>Sarah LEVICS</b>	Rover Metro
1 - 2:52.681    6 - 2:01.832 2 - 2:10.976    7 - 1:59.489 3 - 2:06.203    8 - 1:58.451 4 - 2:02.538    9 - <b>1:56.615</b> 5 - 2:04.103    10 - 2:11.697		
<b>77</b>	<b>Patrick FORD</b>	Rover Mini Cooper
1 - 3:11.463    6 - 2:05.526 2 - 2:04.077    7 - 2:03.467 3 - 2:03.405    8 - 2:04.185 4 - 2:03.071    9 - <b>2:02.541</b> 5 - 2:03.111    10 - 2:03.315		
<b>79</b>	<b>Julian HOWELL</b>	Rover Mini
1 - 2:25.124    6 - <b>1:48.282</b> 2 - 1:55.153    7 - 1:59.760 3 - 1:50.867 4 - 1:51.779 5 - 1:49.374		
<b>80</b>	<b>Jeff SELICK</b>	Mini Cooper
1 - 3:09.713    6 - 2:05.245 2 - 2:06.258    7 - 2:05.118 3 - 2:05.379    8 - 2:05.235 4 - 2:05.500    9 - <b>2:04.645</b> 5 - 2:04.872    10 - 2:05.301		
<b>82</b>	<b>Neil WALKER</b>	Mini Cooper 1.3i
1 - 3:10.846    6 - 2:04.967 2 - 2:06.945    7 - 2:04.430 3 - 2:07.435    8 - <b>2:03.241</b> 4 - 2:07.058    9 - 2:04.429 5 - 2:07.590    10 - 2:03.609		
<b>83</b>	<b>Derek MOON</b>	Mini Cooper 1.3i
1 - 3:25.035    6 - 2:06.844 2 - 2:26.282    7 - 2:06.538 3 - 2:09.522    8 - <b>2:05.758</b> 4 - 2:08.707    9 - 2:06.538 5 - 2:06.655		

Car Nos - 23, 31 & 100 need working transponders please.  
Weather / Track : Sunny / Dry

Brands Hatch  
Circuit Length = 2.6228 miles.  
Start: 17:15    End: 17:35

# BRSCC Mighty Mini/Super Mighty Mini/Extreme Mini Championship QUALIFYING - LAP ANALYSIS

(contd.)


<b>88</b>	<b>Steve KIRKBY</b>	Mini Cooper Spi 1.3
1 - 3:15.344	6 - 2:04.531	
2 - 2:07.585	7 - 2:05.308	
3 - 2:06.834	8 - 2:04.436	
4 - 2:07.144	9 - 2:03.533	
5 - 2:05.633	10 - <b>2:03.470</b>	
<b>98</b>	<b>Mike EDGELL</b>	Mini Cooper
1 - 2:20.254	6 - 1:53.311	11 - <b>1:52.535</b>
2 - 1:54.733	7 - 1:59.764	
3 - 1:54.559	8 - 1:53.563	
4 - 1:57.369	9 - 1:55.190	
5 - 1:54.122	10 - 1:52.881	
<b>100</b>	<b>Declan McDONNELL</b>	Mini Cooper 1.3i
1 - 3:01.065	6 - 2:03.446	
2 - 2:03.491	7 - 2:05.419	
3 - 2:03.850	8 - 2:02.995	
4 - 2:03.952	9 - <b>2:02.176</b>	
5 - 2:14.127		

# BRSCC Mighty Mini/Super Mighty Mini/Extreme Mini Championship

## GRID - RACE 12

ROW 20	23	WESTON	
ROW 19	72	HARRISON	75 LEVICS
ROW 18	79	HOWELL	98 EDGELL
ROW 17	31	DAWSON	25 CROFT
ROW 16	36	YATES	42 YOUNG
ROW 15	68	SEYFRIED	41 COMIS
ROW 14	1	PATTERSON	12 YOUNG
ROW 13	66	GILBERT	
ROW 12	38	KNOWLSON	70 MANNING
ROW 11	45	AFFLECK	52 BRYANT
ROW 10	35	WILKINSON	5 HODGSON
ROW 9	71	HARBER	33 McHUGH
ROW 8	7	ROGERS	83 MOON
ROW 7	80	SELLICK	27 HODGSON
ROW 6	10	KIRKPATRICK	15 PENNY
ROW 5	88	KIRKBY	43 WOOD
ROW 4	82	WALKER	19 DITCHBURN
ROW 3	16	NEVILLE	11 KIRKPATRICK
ROW 2	6	LYON	77 FORD
ROW 1	26	NEVILLE	100 McDONNELL

POLE



Weather / Track : Sunny / Dry  
 These results are provisional until the conclusion of any judicial and technical matters.

Brands Hatch  
 Circuit Length = 2.6228 miles.  
 Start: 17:15 End: 17:35

Clerk Of Course:	Stewards:	Timekeeper:
------------------	-----------	-------------

# BRSCC Mighty Mini/Super Mighty Mini/Extreme Mini Championship

## RACE CLASSIFICATION - RACE 12 - 2nd AMENDED

POS	NO	CL	NAME	NAT	CAR	TIME	LAPS	GAP	MPH	BEST
1	100	A	Declan McDONNELL		Mini Cooper 1.3i	8:48.785	4		71.55	2:10.238
2	77	A	Patrick FORD		Rover Mini Cooper	8:48.950	4	0.165	71.53	2:09.535
3	26	A	Ian NEVILLE		Mini Cooper	8:49.392	4	0.607	71.47	2:09.832
4	16	A	David NEVILLE		Mini Cooper 1.3i	8:49.484	4	0.699	71.45	2:09.387
5	11	A	Neven KIRKPATRICK		Mini Cooper	8:50.393	4	1.608	71.33	2:09.350
6	43	A	Simon WOOD		Mini Cooper	8:54.976	4	6.191	70.72	2:10.772
7	19	A	Mark DITCHBURN		Mini Cooper	9:00.218	4	11.433	70.03	2:11.771
8	71	A	Tim HARBER		Mini Cooper 1.3i	9:00.765	4	11.980	69.96	2:11.791
9	7	A	Craig ROGERS		Mini Cooper	9:01.077	4	12.292	69.92	2:11.333
10	15	A	Richard PENNY		Mini Cooper	9:01.228	4	12.443	69.90	2:11.807
11	88	A	Steve KIRKBY		Mini Cooper Spi 1.3	9:01.652	4	12.867	69.85	2:11.653
12	6	A	Spencer LYON		Mini Cooper 1.3i	9:02.751	4	13.966	69.71	2:12.462
13	1	B	Gary PATTERSON		Rover Mini Cooper	9:03.226	4	14.441	69.65	2:07.415
14	79	C	Julian HOWELL		Rover Mini	9:11.243	4	22.458	68.63	2:03.334
15	68	B	Ben SEYFRIED		Mini 1.3i	9:16.757	4	27.972	67.95	2:09.878
16	42	B	David YOUNG		Mini Cooper	9:17.710	4	28.925	67.84	2:09.719
17	41	B	Alex COMIS		Mini Cooper	9:20.066	4	31.281	67.55	2:12.257
18	25	B	Andy CROFT		Mini Cooper	9:20.220	4	31.435	67.53	2:10.481
19	31	B	Steve DAWSON		Rover Mini Cooper	9:21.668	4	32.883	67.36	2:08.417
20	36	B	Chris YATES		Rover Mini Cooper	9:21.906	4	33.121	67.33	2:10.445
21	80	A	Jeff SELICK		Mini Cooper	9:22.169	4	33.384	67.30	2:13.042
22	98	C	Mike EDGELL		Mini Cooper	9:30.469	4	41.684	66.32	2:08.763
23	33	A	Evan McHUGH		Mini Cooper	9:34.750	4	45.965	65.83	2:18.808
24	35	A	Mark WILKINSON		Rover Mini Cooper	9:34.824	4	46.039	65.82	2:18.577
25	5	A	Daniel HODGSON		Mini Cooper 1.3i	9:43.611	4	54.826	64.83	2:17.771
26	72	C	Andy HARRISON		Rover Mini	9:52.038	4	1:03.253	63.90	2:15.371
27	75	C	Sarah LEVICS		Rover Metro	9:53.529	4	1:04.744	63.74	2:16.105
28	70	A	Chris MANNING		Rover Mini Cooper	9:53.951	4	1:05.166	63.70	2:21.758
29	23	C	Peter WESTON		MG Metro	10:08.385	4	1:19.600	62.19	2:17.027
30	38	A	Michael KNOWLSON		Mini Cooper	10:12.560	4	1:23.775	61.76	2:23.714
31	52	A	John BRYANT		Mini Cooper	10:51.290	4	2:02.505	58.09	2:23.971
32	66	A	Caroline GILBERT		Mini Cooper	11:07.764	4	2:18.979	56.66	2:40.226

### NOT CLASSIFIED

10	A	David KIRKPATRICK	Mini Cooper	8:57.582	4	N.C.F.	70.38	2:10.968
12	B	James YOUNG	Mini Cooper	7:59.843	2	D.N.F.	39.49	2:51.017
83	A	Derek MOON	Mini Cooper 1.3i	2:28.073	1	D.N.F.	64.22	2:28.073
27	A	Christopher HODGSON	Mini Cooper		0	D.N.F.	N/A	

### FASTEST LAP

79	C	Julian HOWELL	Rover Mini	2:03.334	4	76.55mph	123.20kph
1	B	Gary PATTERSON	Rover Mini Cooper	2:07.415	4	74.10mph	119.26kph
11	A	Neven KIRKPATRICK	Mini Cooper	2:09.350	4	72.99mph	117.47kph

Car 10 - Not classified caused Red Flag. Car 45 excluded - J.16.1.j. Red Flag infringement.

Brands Hatch  
Circuit Length = 2.6228 miles.  
Start: 17:13 End: 17:35

Clerk of Course:

Stewards:

Timekeeper:

## BRSCC Mighty Mini/Super Mighty Mini/Extreme Mini Championship RACE CLASSIFICATION - RACE 12 - LAP CHART

Lap 1			Lap 2			Lap 3			Lap 4			Lap 5		
No	Behind	Laptime	No	Behind	Laptime	No	Behind	Laptime	No	Behind	Laptime	No	Behind	Laptime
100		2:16.755	100		2:10.870	100		2:10.238	100		2:10.922			
26	0.659	2:17.414	26	0.498	2:10.709	26	0.092	2:09.832	77	0.165	2:10.423			
77	1.333	2:18.088	77	1.367	2:10.904	77	0.664	2:09.535	26	0.607	2:11.437			
16	2.294	2:19.049	16	1.845	2:10.421	16	2.234	2:10.627	16	0.699	2:09.387			
11	3.281	2:20.036	11	3.570	2:11.159	11	3.180	2:09.848	11	1.608	2:09.350			
10	4.751	2:21.506	10	4.849	2:10.968	43	6.297	2:10.772	43	6.191	2:10.816			
43	5.424	2:22.179	43	5.763	2:11.209	10	7.668	2:13.057	10	8.797	2:12.051			
6	5.821	2:22.576	6	7.413	2:12.462	19	10.535	2:13.110	19	11.433	2:11.820			
19	6.762	2:23.517	19	7.663	2:11.771	6	10.731	2:13.556	71	11.980	2:12.062			
88	7.387	2:24.142	88	8.170	2:11.653	71	10.840	2:12.201	7	12.292	2:11.577			
71	7.956	2:24.711	71	8.877	2:11.791	88	10.842	2:12.910	15	12.443	2:12.088			
15	8.333	2:25.088	15	9.270	2:11.807	15	11.277	2:12.245	88	12.867	2:12.947			
7	8.853	2:25.608	7	10.542	2:12.559	7	11.637	2:11.333	6	13.966	2:14.157			
80	9.275	2:26.030	80	11.447	2:13.042	1	17.948	2:07.930	1	14.441	2:07.415			
83	11.318	2:28.073	1	20.256	2:11.424	80	27.976	2:26.767	79	22.458	2:03.334			
33	15.675	2:32.430	33	25.549	2:20.744	68	29.016	2:12.865	68	27.972	2:09.878			
35	15.911	2:32.666	35	26.094	2:21.053	41	29.946	2:13.584	42	28.925	2:09.719			
45	16.224	2:32.979	68	26.389	2:15.828	79	30.046	2:04.868	41	31.281	2:12.257			
1	19.702	2:36.457	41	26.600	2:15.418	42	30.128	2:13.540	25	31.435	2:10.481			
70	20.596	2:37.351	42	26.826	2:14.845	25	31.876	2:13.869	31	32.883	2:08.417			
68	21.431	2:38.186	45	26.881	2:21.527	36	33.598	2:15.137	36	33.121	2:10.445			
5	21.934	2:38.689	25	28.245	2:13.605	31	35.388	2:09.705	80	33.384	2:16.330			
41	22.052	2:38.807	36	28.699	2:14.791	33	38.079	2:22.768	98	41.684	2:08.763			
42	22.851	2:39.606	79	35.416	2:18.780	35	38.384	2:22.528	33	45.965	2:18.808			
36	24.778	2:41.533	31	35.921	2:19.696	45	38.993	2:22.350	35	46.039	2:18.577			
38	25.305	2:42.060	5	39.212	2:28.148	98	43.843	2:09.152	45	46.738	2:18.667			
25	25.510	2:42.265	70	42.075	2:32.349	5	47.977	2:19.003	5	54.826	2:17.771			
31	27.095	2:43.850	98	44.929	2:13.595	70	53.595	2:21.758	72	1:03.253	2:15.371			
79	27.506	2:44.261	72	52.501	2:21.034	72	58.804	2:16.541	75	1:04.744	2:16.570			
12	34.262	2:51.017	75	53.229	2:19.529	75	59.096	2:16.105	70	1:05.166	2:22.493			
98	42.204	2:58.959	38	53.563	2:39.128	38	1:10.983	2:27.658	23	1:19.600	2:17.027			
72	42.337	2:59.092	23	1:04.659	2:23.442	23	1:13.495	2:19.074	38	1:23.775	2:23.714			
66	42.443	2:59.198	66	1:18.643	2:47.070	12	1 LAP	5:08.826P	52	2:02.505	2:23.971			
75	44.570	3:01.325	52	1:31.242	2:39.571	52	1:49.456	2:28.452						
23	52.087	3:08.842				66	1:50.649	2:42.244						
52	1:02.541	3:19.296												